

US00D502909S

(12) **United States Design Patent**
Pfeiffer

(10) **Patent No.:** **US D502,909 S**
(45) **Date of Patent:** **** Mar. 15, 2005**

(54) **FRONT FACE OF A VEHICLE WHEEL**

(75) Inventor: **Peter Pfeiffer**, Boeblingen (DE)

(73) Assignee: **DaimlerChrysler AG**, Stuttgart (DE)

(**) Term: **14 Years**

(21) Appl. No.: **29/190,711**

(22) Filed: **Sep. 26, 2003**

(30) **Foreign Application Priority Data**

Apr. 1, 2003 (DE) 4 03 02 593

(51) **LOC (7) Cl.** **12-16**

(52) **U.S. Cl.** **D12/211**

(58) **Field of Search** D12/204-213;
301/37.101, 64.101, 65

(56) **References Cited**

U.S. PATENT DOCUMENTS

- D371,100 S * 6/1996 Hatter D12/209
- D384,630 S * 10/1997 Bhambra D12/209
- D409,546 S * 5/1999 Stark D12/209
- D425,847 S * 5/2000 Iguchi D12/209
- D428,377 S * 7/2000 Kubosaki et al. D12/209
- D445,749 S * 7/2001 Kuninari et al. D12/209
- D446,761 S * 8/2001 Kulla D12/209

- D451,062 S * 11/2001 Yoshida D12/209
- D451,063 S * 11/2001 Yoshida D12/209
- D451,065 S * 11/2001 Braun D12/211
- D453,913 S * 2/2002 Minamisawa D12/209
- D461,153 S * 8/2002 Koyama D12/209

* cited by examiner

Primary Examiner—Stacia Cadmus

(74) *Attorney, Agent, or Firm*—Crowell & Moring LLP

(57) **CLAIM**

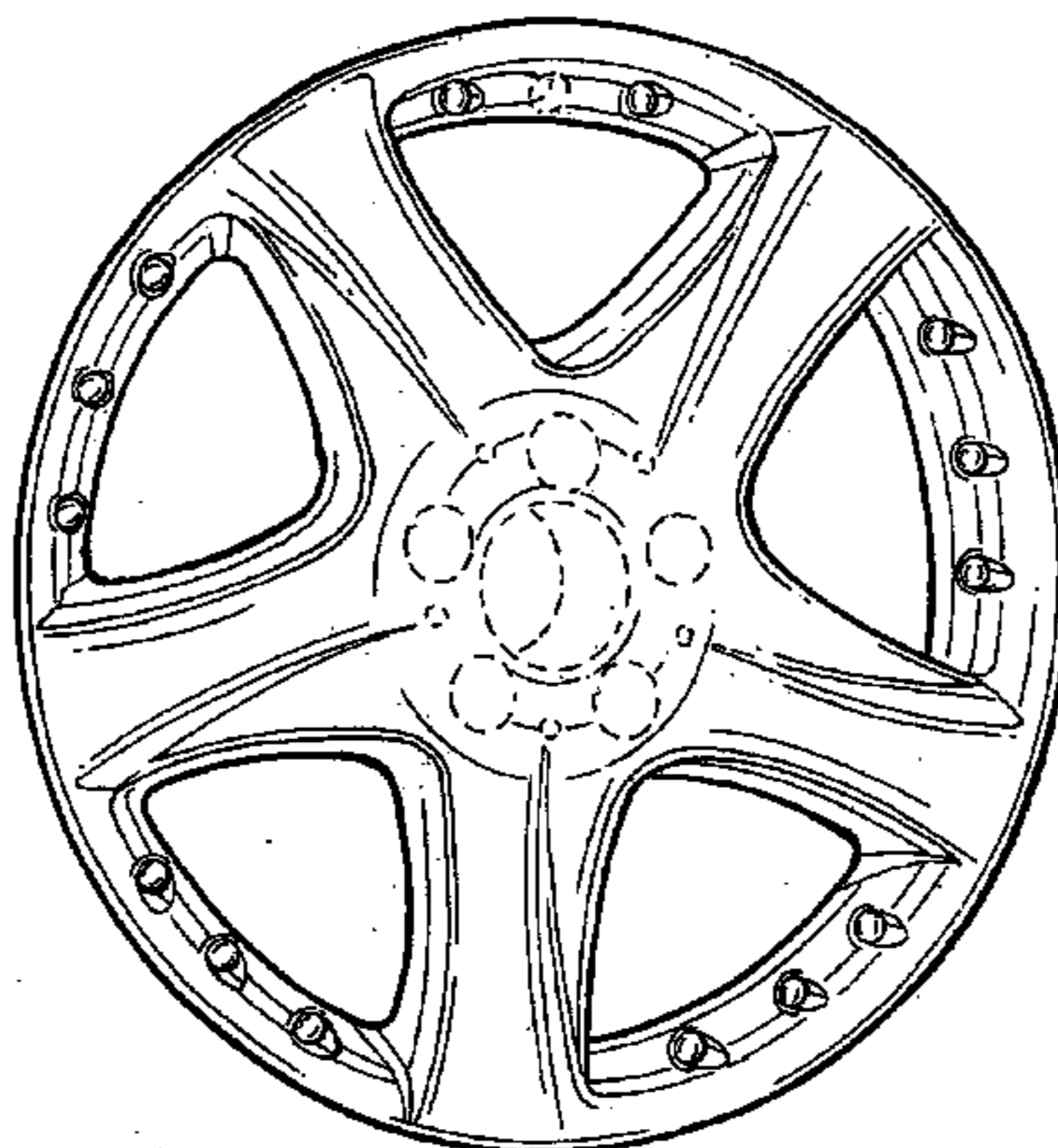

The ornamental design for a front face of a vehicle wheel, as shown and described.

DESCRIPTION

FIG. 1 is a front view of a first embodiment of a front face of a vehicle wheel according to my novel design; FIG. 2 is a perspective view of the first embodiment of the front face of a vehicle wheel according to my novel design; FIG. 3 is a front view of a second embodiment of the front face of a vehicle wheel according to my novel design; and, FIG. 4 is a perspective view of the second embodiment of the front face of a vehicle wheel according to my novel design.

The broken lines are for illustrative purposes only and form no part of the claimed design.

1 Claim, 2 Drawing Sheets



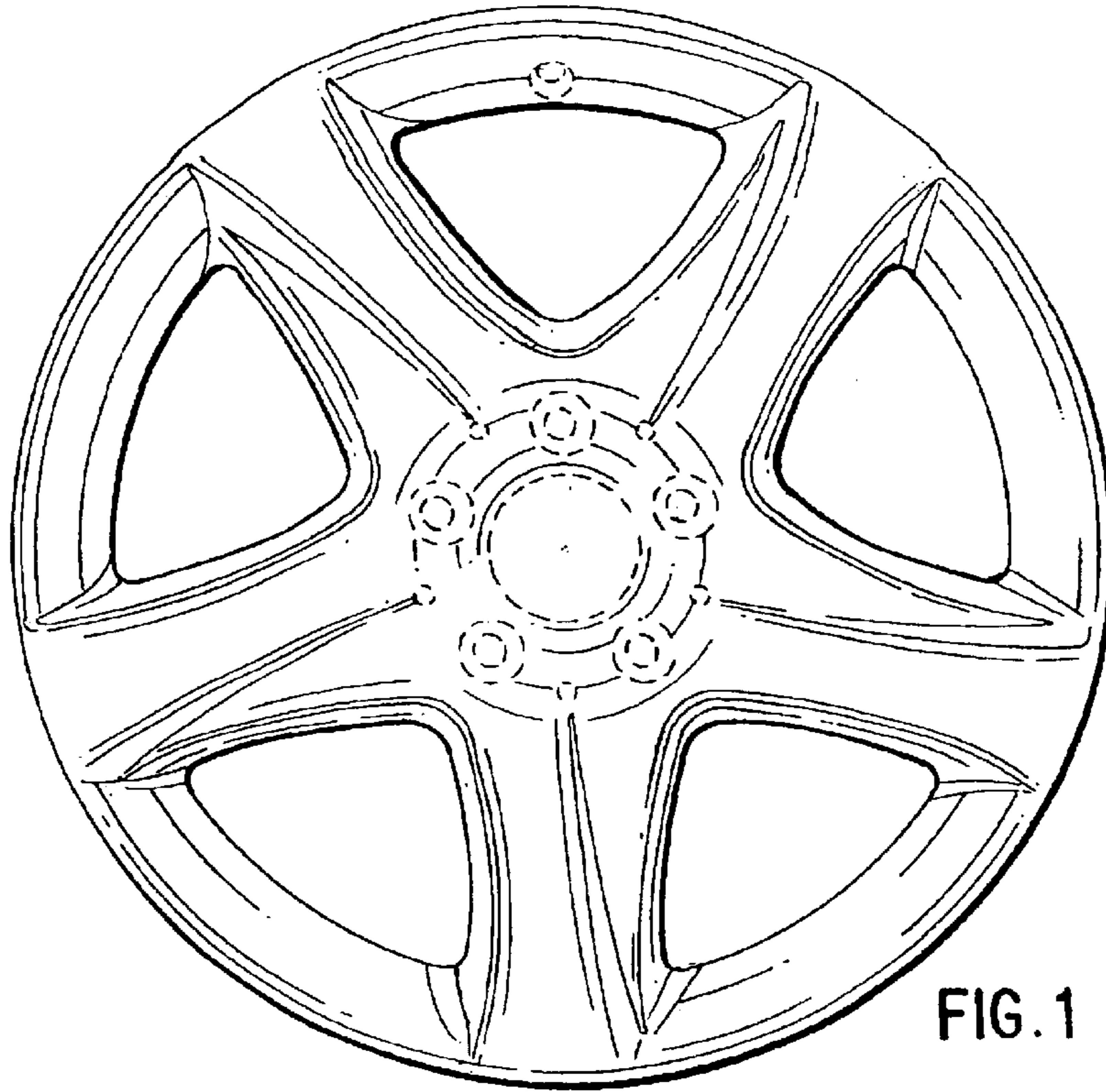


FIG. 1

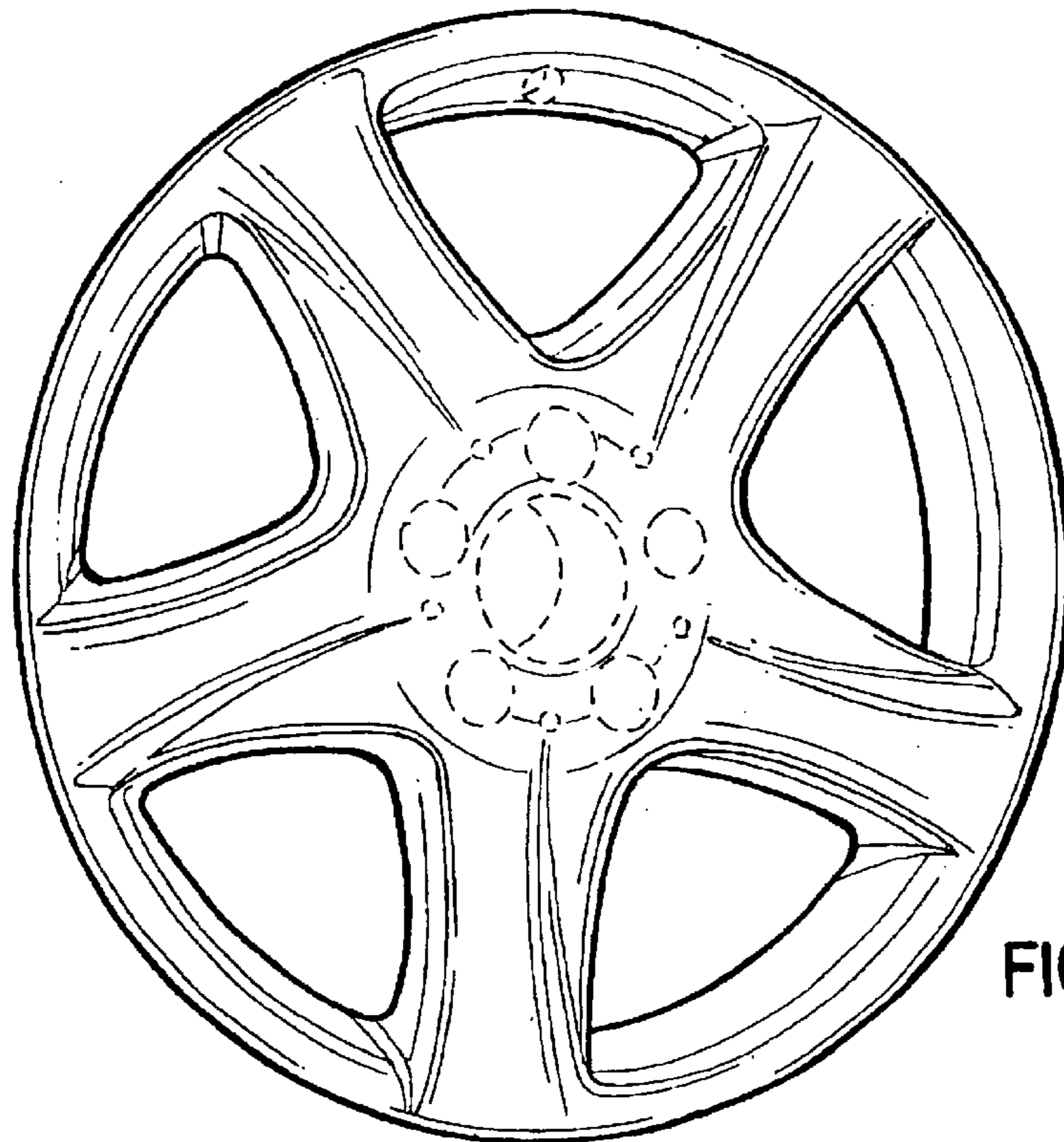


FIG. 2

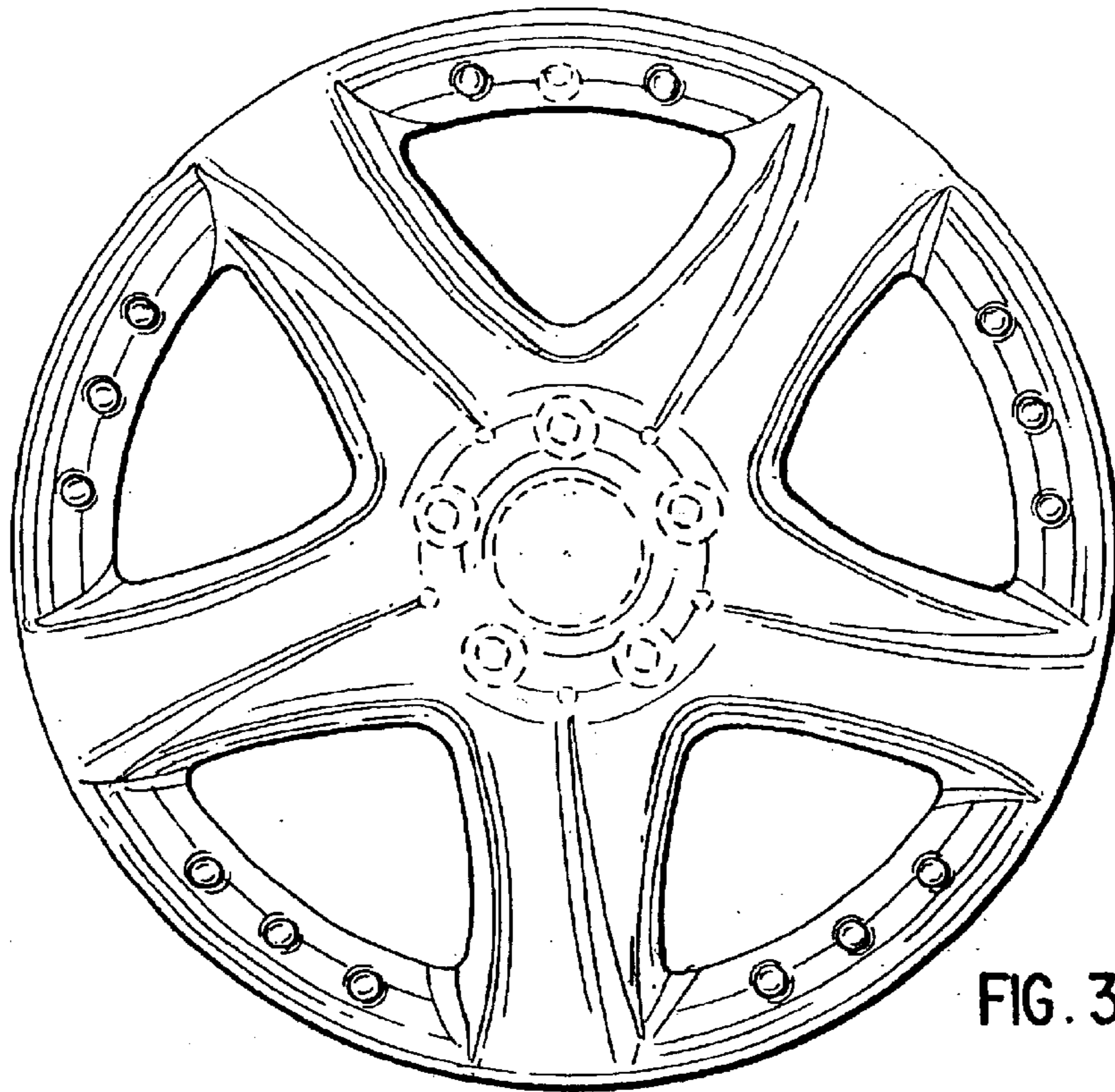


FIG. 3

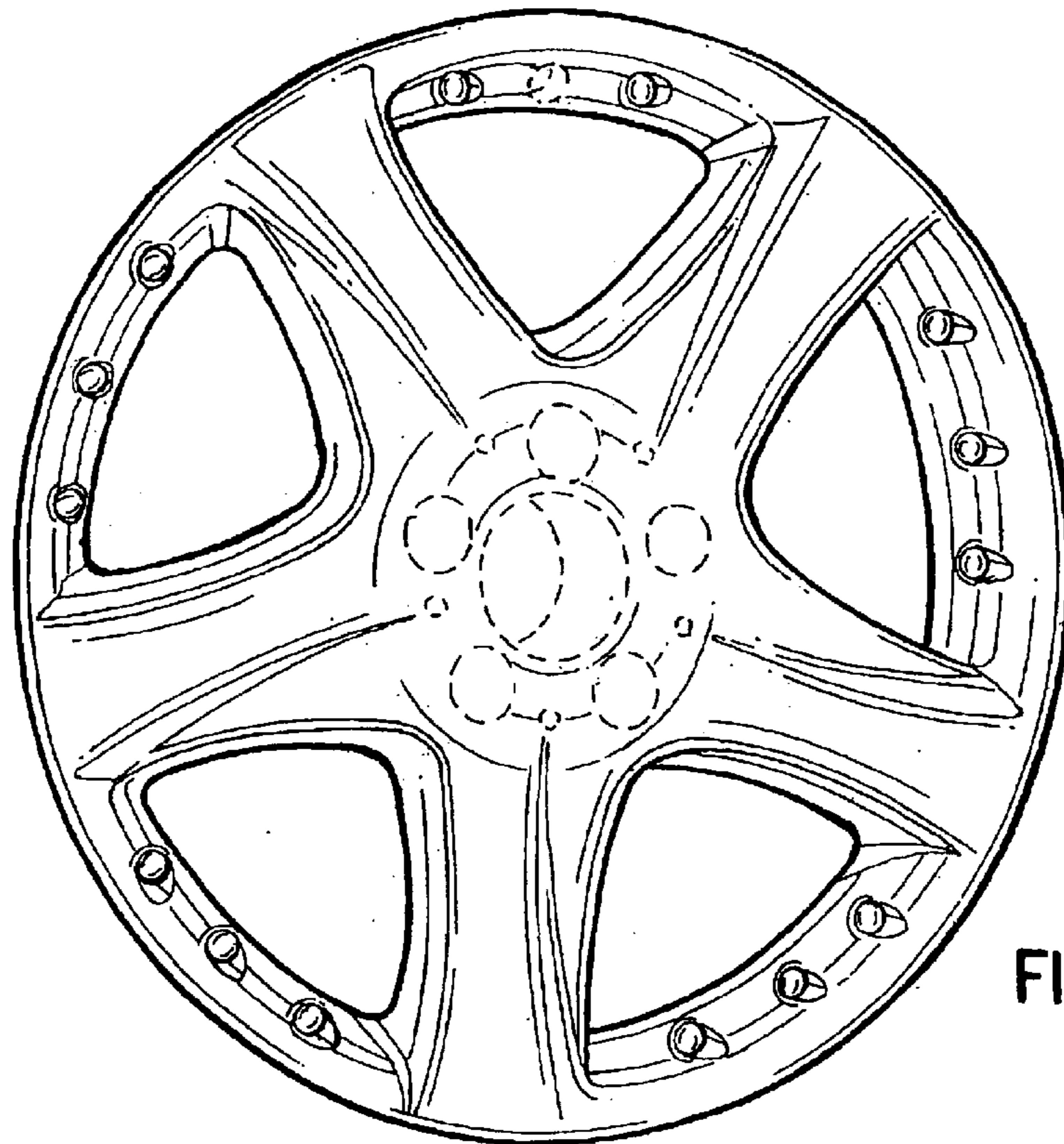


FIG. 4