



US00D502902S

(12) **United States Design Patent**  
**Chiang**

(10) **Patent No.:** **US D502,902 S**  
(45) **Date of Patent:** **\*\* Mar. 15, 2005**

(54) **ENGINE HOOD FOR AUTOMOBILES**

(75) **Inventor:** **Tommy Chiang, Taipei (TW)**

(73) **Assignee:** **Grand HC Auto Tooling Corp., Taipei (TW)**

(\*\*) **Term:** **14 Years**

(21) **Appl. No.:** **29/199,300**

(22) **Filed:** **Feb. 13, 2004**

(51) **LOC (7) Cl.** ..... **12-16**

(52) **U.S. Cl.** ..... **D12/173**

(58) **Field of Search** ..... D12/90-92, 173,  
D12/196, 86; 180/69.21, 69.2, 69.22

(56) **References Cited**

**U.S. PATENT DOCUMENTS**

D475,333 S	*	6/2003	Chiang	.....	D12/173
D478,029 S	*	8/2003	Chiang	.....	D12/173
D478,300 S	*	8/2003	Chiang	.....	D12/173
D478,301 S	*	8/2003	Chiang	.....	D12/173

D478,302 S	*	8/2003	Chiang	.....	D12/173
D484,835 S	*	1/2004	Chiang	.....	D12/173
D485,517 S	*	1/2004	Chiang	.....	D12/173
D495,633 S	*	9/2004	Chiang	.....	D12/173

\* cited by examiner

*Primary Examiner*—Melody N. Brown

(74) *Attorney, Agent, or Firm*—Leong C. Lei

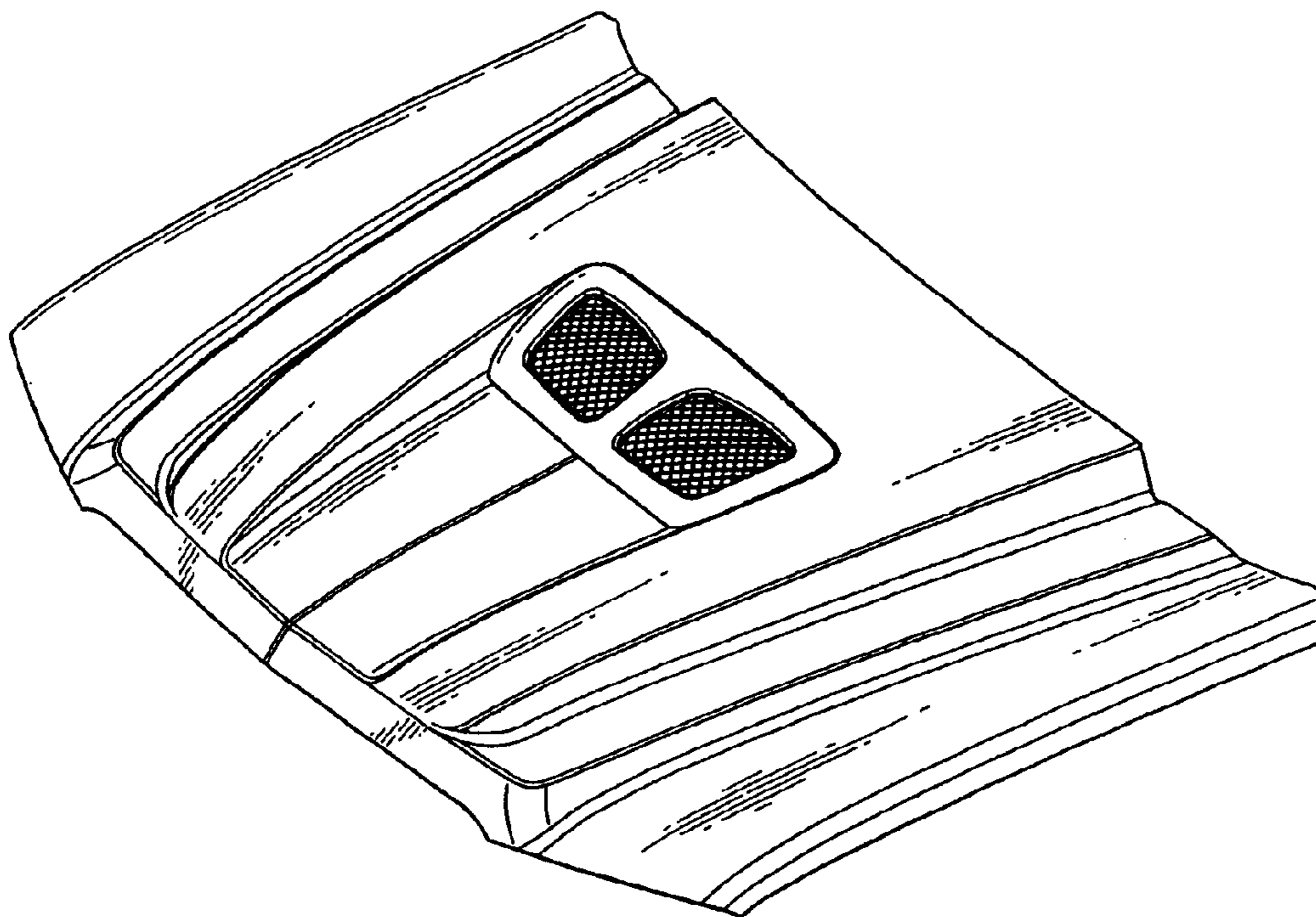
(57) **CLAIM**

The ornamental design for an engine hood for automobiles, as shown and described.

**DESCRIPTION**

FIG. 1 is a perspective view of an engine hood for automobiles showing my new design;  
FIG. 2 is a front elevation view thereof;  
FIG. 3 is a rear elevation view thereof;  
FIG. 4 is a left side elevation view thereof;  
FIG. 5 is a right side elevation view thereof;  
FIG. 6 is a top plan view thereof; and,  
FIG. 7 is a bottom plan view thereof.

**1 Claim, 5 Drawing Sheets**



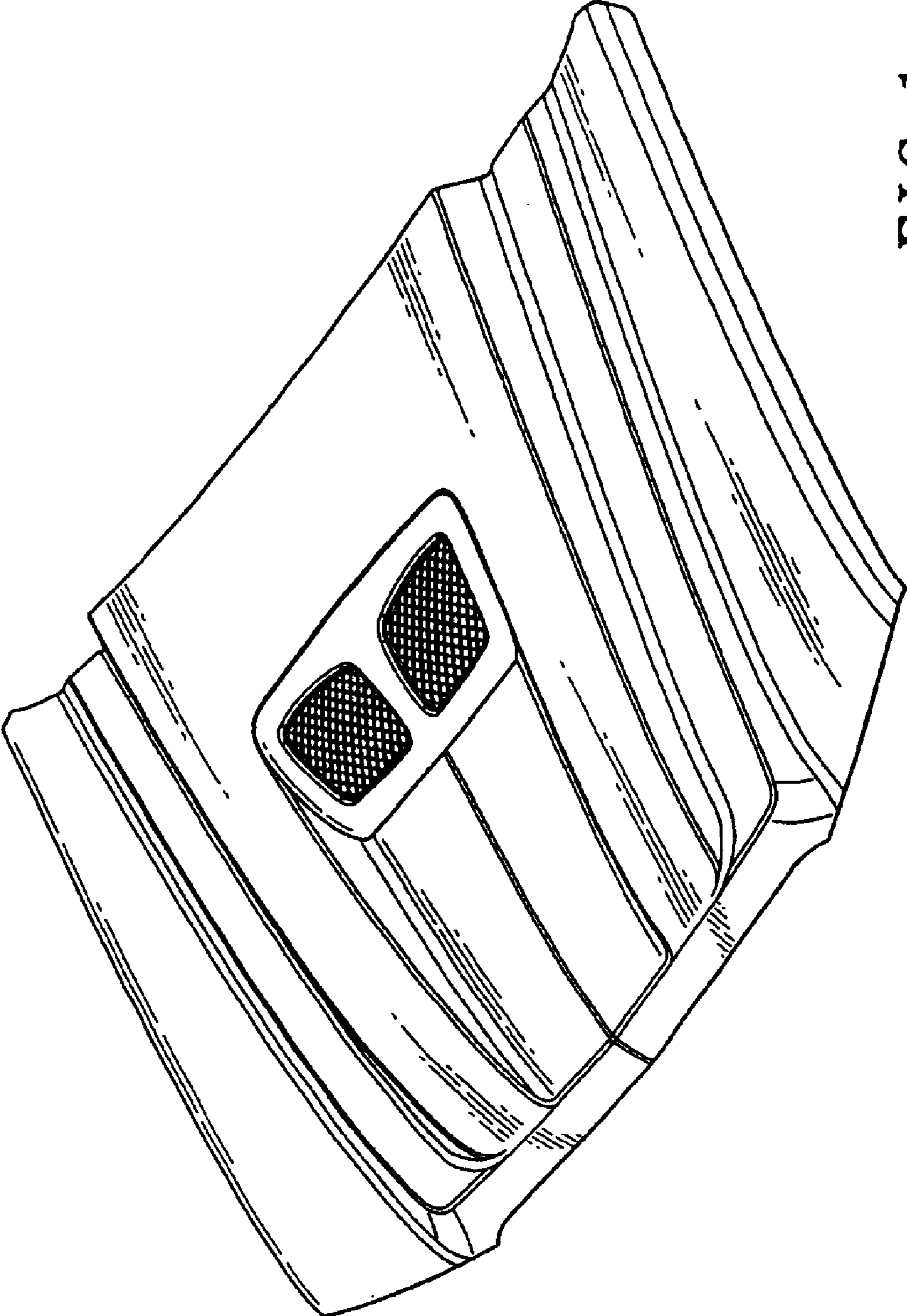


FIG. 1

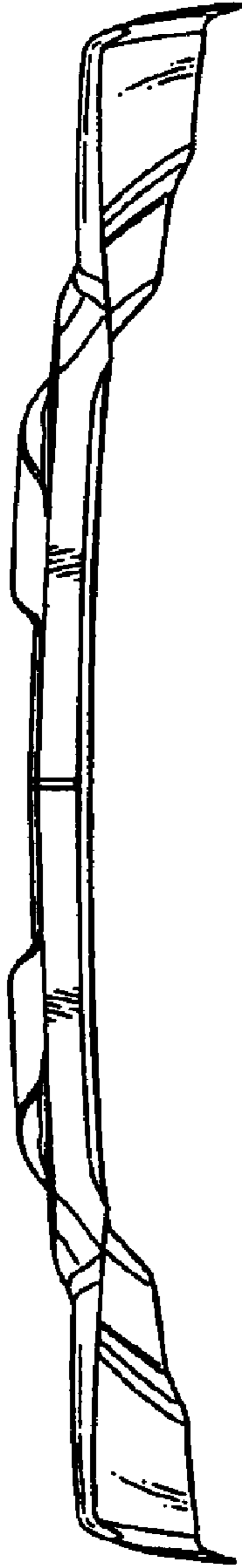


FIG. 2



FIG. 3



FIG. 4



FIG. 5

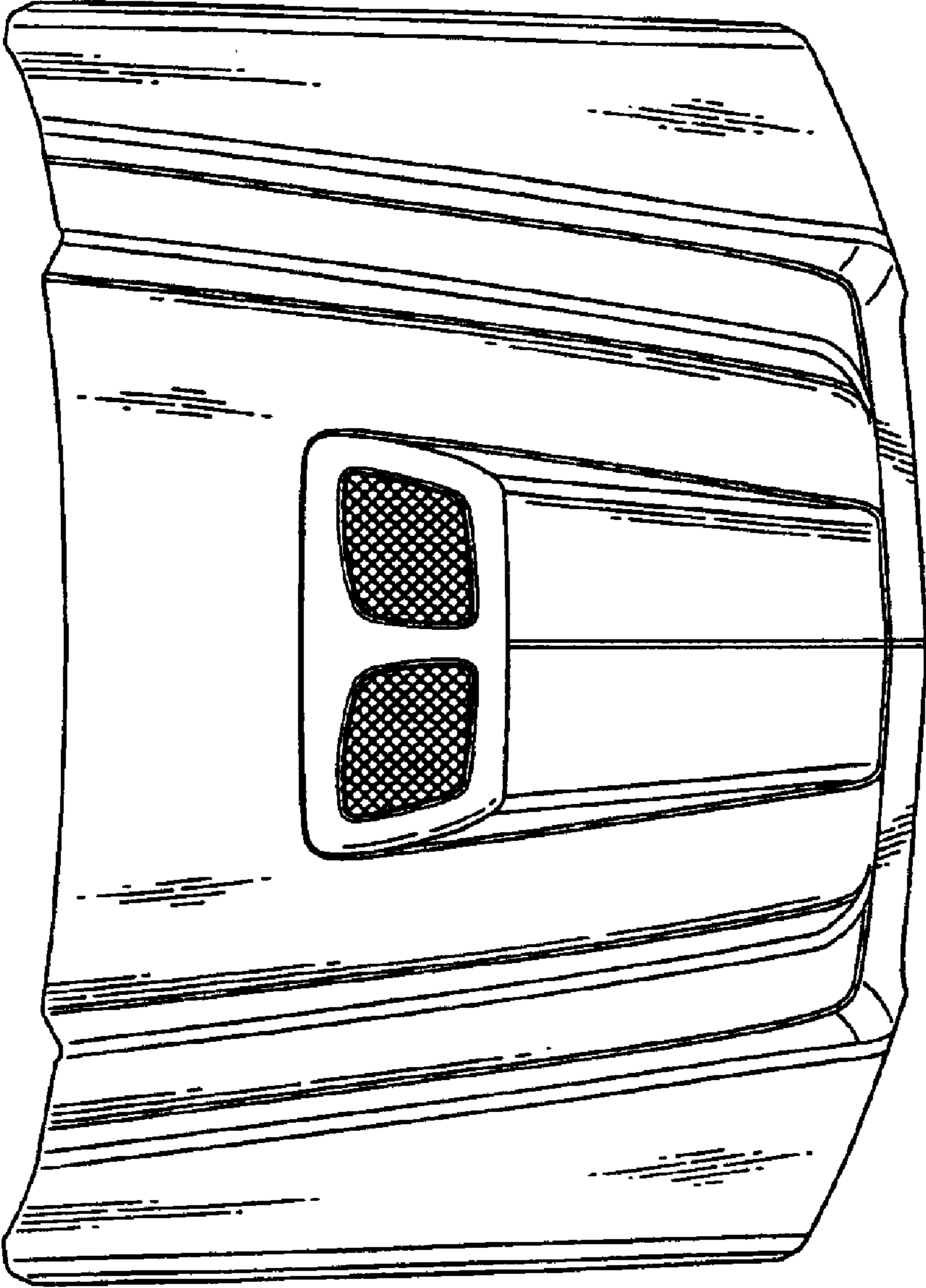


FIG. 6

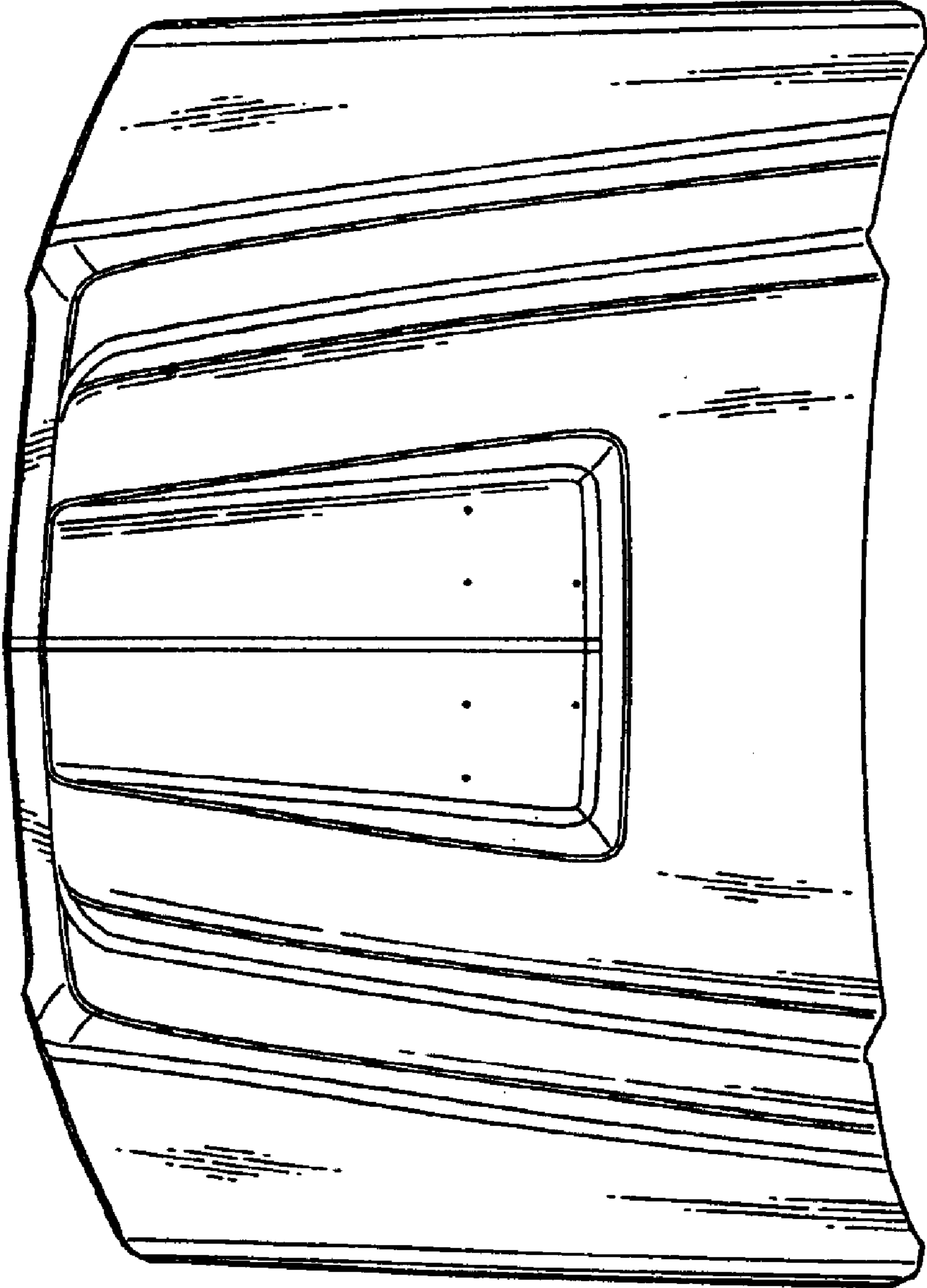


FIG. 7