

US00D502898S

(12) **United States Design Patent**
Delashaw et al.

(10) **Patent No.:** **US D502,898 S**
(45) **Date of Patent:** **** Mar. 15, 2005**

(54) **INTAKE BEZEL FOR A TRUCK VEHICLE**
(75) Inventors: **Bryan W. Delashaw**, Frisco, TX (US);
Louis D. Heilaneh, Lewisville, TX (US)

(73) Assignee: **PACCAR Inc**, Bellevue, WA (US)
(**) Term: **14 Years**

(21) Appl. No.: **29/198,584**
(22) Filed: **Jan. 30, 2004**

(51) **LOC (7) Cl.** **12-16**
(52) **U.S. Cl.** **D12/163**
(58) **Field of Search** D12/163, 93, 96,
D12/97, 169, 196; 180/68.1, 68.3, 68.6,
69.2, 69.21; 123/198.5; 55/385.3

(56) **References Cited**
U.S. PATENT DOCUMENTS

D293,230 S * 12/1987 Kawaoka D12/163
D367,027 S * 2/1996 Onopa D12/173
D394,035 S * 5/1998 Stosel et al. D12/163
D467,202 S * 12/2002 Mondragon Sarmiento
et al. D12/96

D486,101 S * 2/2004 Sun et al. D12/163
D489,649 S * 5/2004 Satou et al. D12/96
D497,860 S * 11/2004 Hoelzel et al. D12/196

* cited by examiner

Primary Examiner—Melody N. Brown
(74) *Attorney, Agent, or Firm*—Sidley Austin Brown & Wood LLP

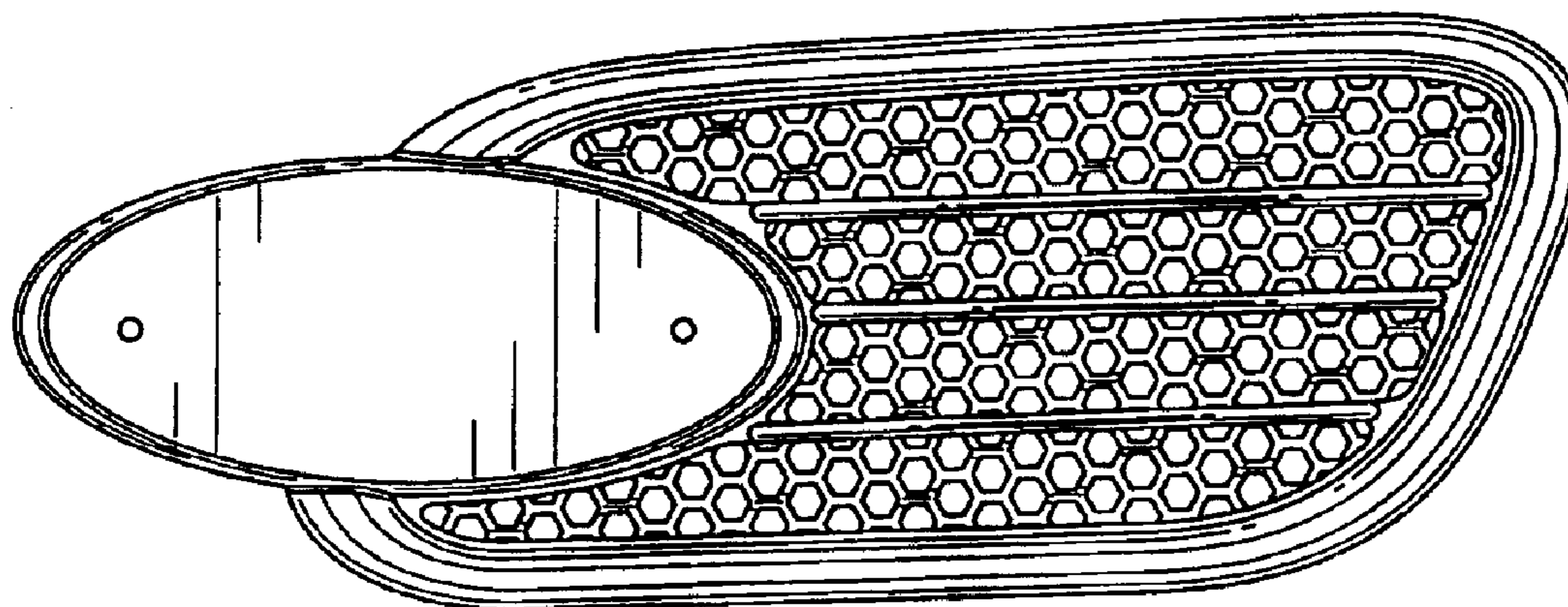
(57) **CLAIM**

The ornamental design for a intake bezel for a truck vehicle, as shown and described.

DESCRIPTION

FIG. 1 is a perspective view of an intake bezel for a truck vehicle;
FIG. 2 is a front view thereof;
FIG. 3 is a top view thereof;
FIG. 4 is a bottom view thereof;
FIG. 5 is a right side view thereof;
FIG. 6 is a left side view thereof; and,
FIG. 7 is a second perspective view thereof.
Parts shown in broken lines are for illustrative purposes only and form no part of the claimed design.

1 Claim, 3 Drawing Sheets



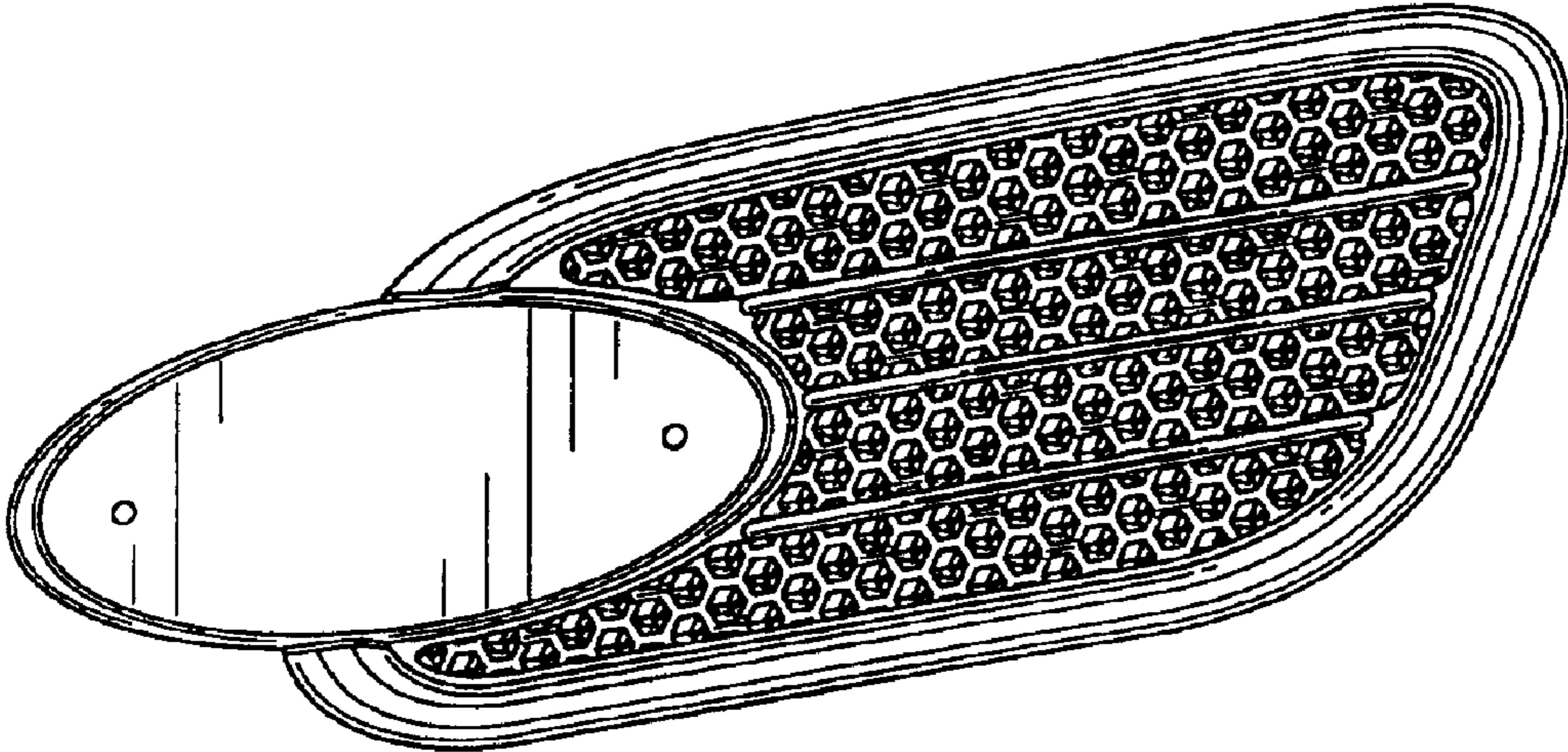


FIG. 1

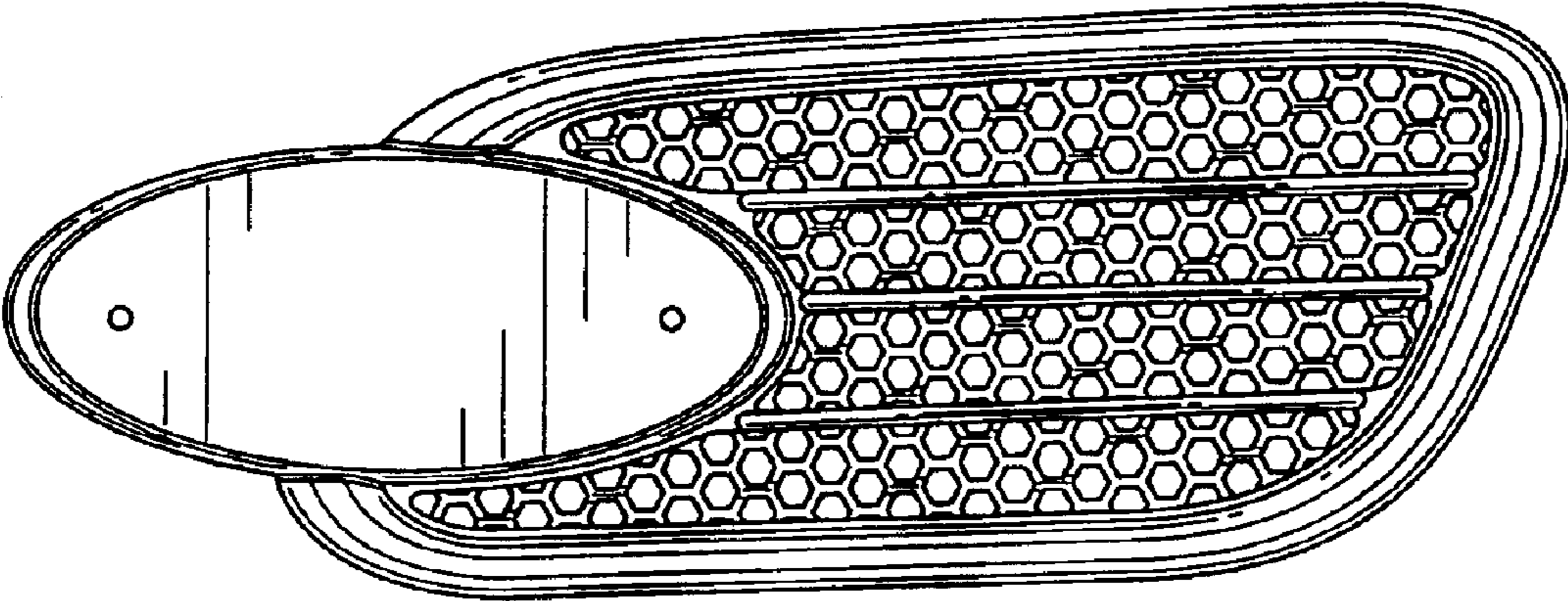


FIG. 2

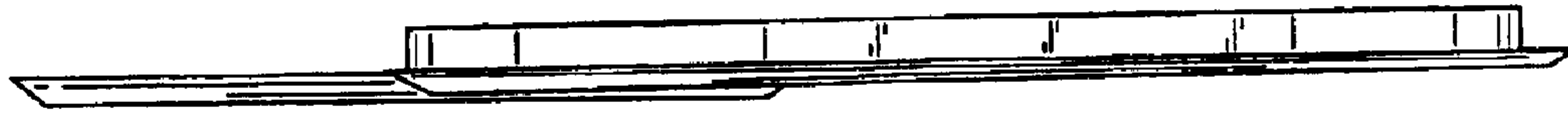


FIG. 3

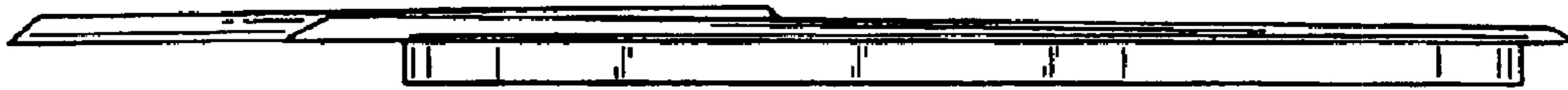


FIG. 4



FIG. 5



FIG. 6




FIG. 7