

US00D502889S

(12) **United States Design Patent**
Broel

(10) **Patent No.:** **US D502,889 S**
(45) **Date of Patent:** **** Mar. 15, 2005**

(54) **FLOWER HOLDER AND VASE INSERT**

(76) **Inventor:** **David J Broel**, P.O. Box 70934,
Marietta, GA (US) 30007

(**) **Term:** **14 Years**

(21) **Appl. No.:** **29/201,251**

(22) **Filed:** **Mar. 12, 2004**

(51) **LOC (7) Cl.** **11-02**

(52) **U.S. Cl.** **D11/143; D11/147**

(58) **Field of Search** **D11/143, 144,**
D11/147, 149, 152-154; 47/41.01, 41.11,
41.13, 41.14, 45, 47; 206/423; 248/27.8

(56) **References Cited**

U.S. PATENT DOCUMENTS

3,165,863	A	*	1/1965	Duran	47/47
3,579,908	A	*	5/1971	Morgan	47/45
4,386,480	A	*	6/1983	Horowitz	47/45
5,240,211	A	*	8/1993	Anderson	248/125.3

D368,675	S	*	4/1996	Nix	D11/147
5,518,333	A	*	5/1996	Cienkus et al.	47/45
5,607,130	A	*	3/1997	Smay et al.	248/125.3
6,263,614	B1	*	7/2001	Koo	47/41.14
D490,746	S	*	6/2004	Broel	D11/146

* cited by examiner

Primary Examiner—Mimosa De

(74) *Attorney, Agent, or Firm*—Rodgers & Rodgers

(57) **CLAIM**

The ornamental design for a flower holder and vase insert, as shown and described.

DESCRIPTION

FIG. 1 is a perspective view of a flower holder and vase insert showing my new design;
FIG. 2 is a left side elevational view thereof, the opposite side being identical in appearance;
FIG. 3 is a bottom plan view thereof; and,
FIG. 4 is a top plan view thereof.

1 Claim, 2 Drawing Sheets

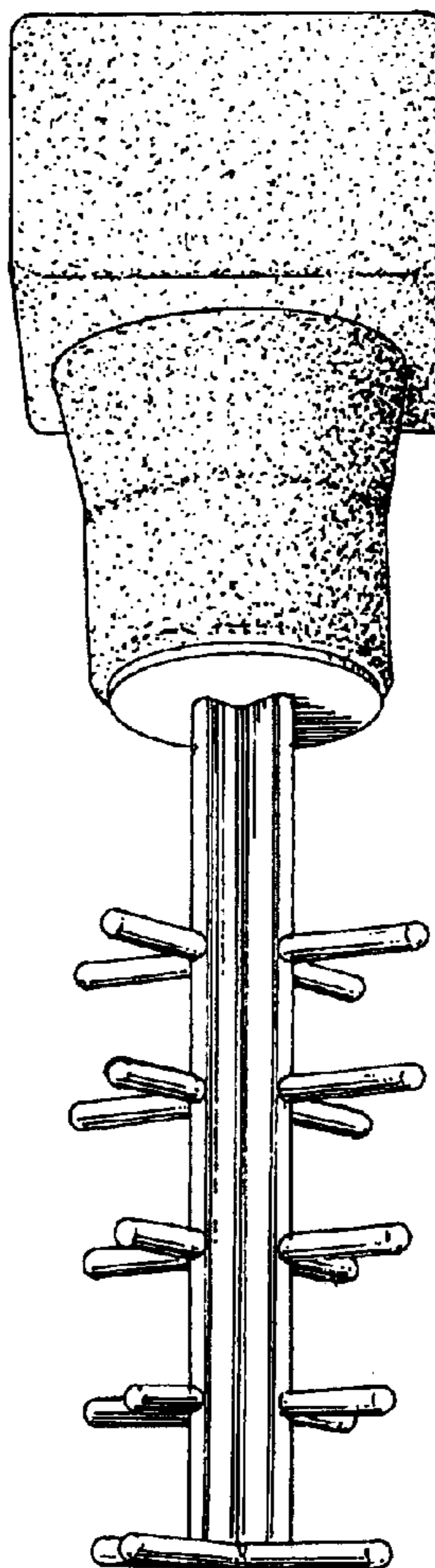
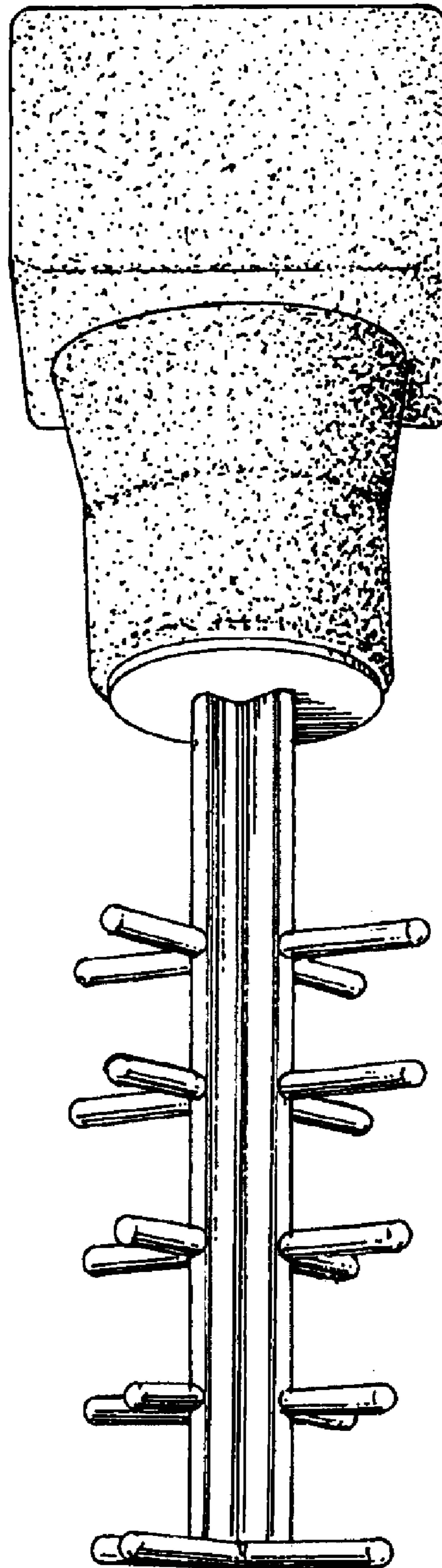


FIG. 1






FIG. 4

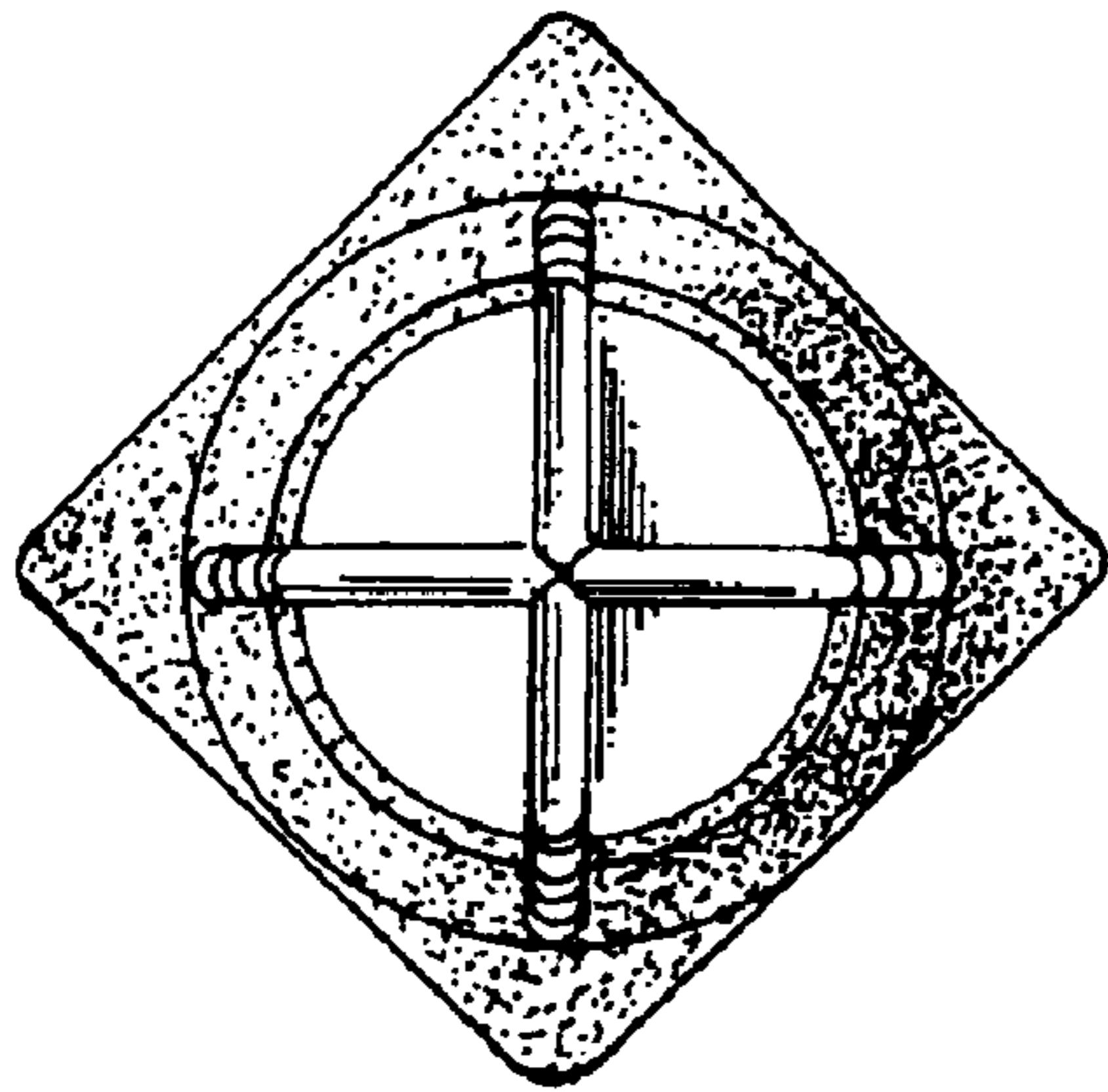


FIG. 3

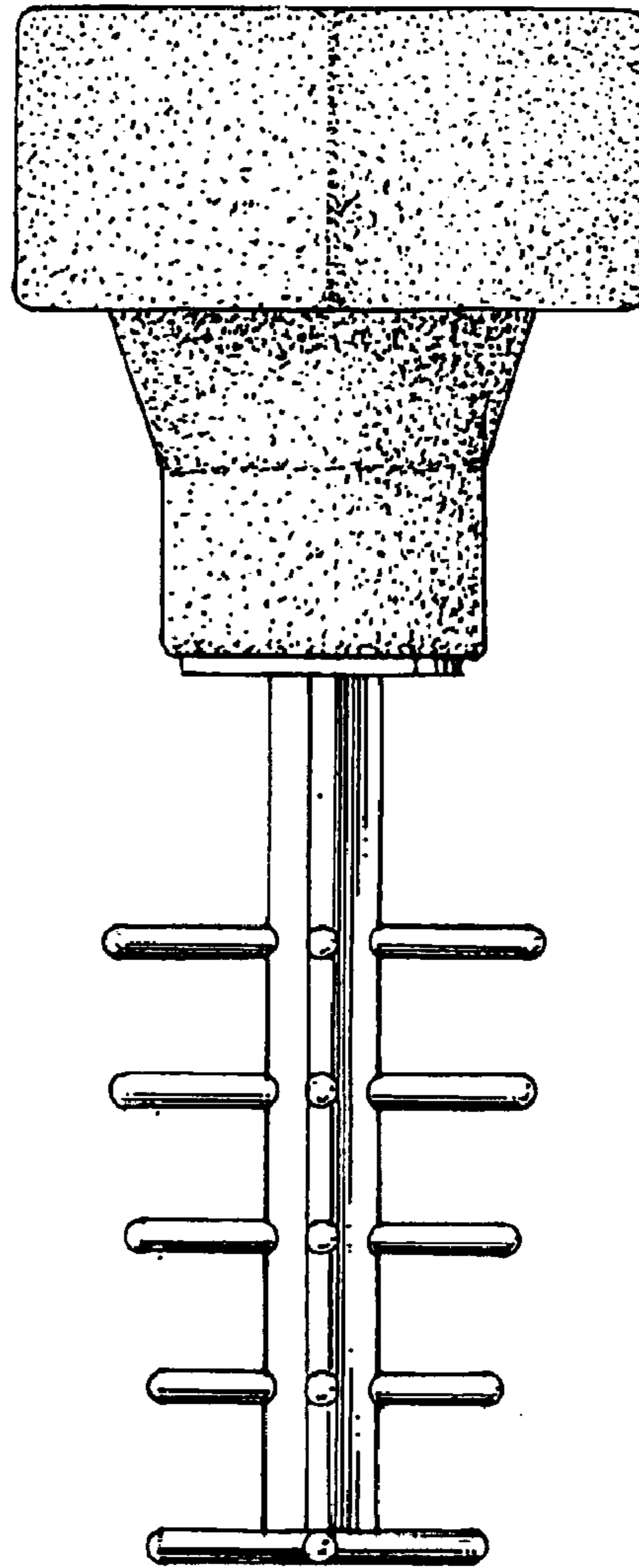


FIG. 2