

US00D502879S

(12) **United States Design Patent**
Bernheim

(10) **Patent No.: US D502,879 S**
(45) **Date of Patent: ** Mar. 15, 2005**

(54) **WRISTWATCH**

D443,212 S * 6/2001 Giardiello D10/32
D464,274 S * 10/2002 Strasser D10/32
D484,815 S * 1/2004 Baumann D10/32

(75) Inventor: **Olivier Bernheim**, Coligny (CH)

(73) Assignee: **Raymond Weil S. A.**, Grand-Lancy (CH)

(**) Term: **14 Years**

(21) Appl. No.: **29/201,486**

(22) Filed: **Mar. 16, 2004**

(30) **Foreign Application Priority Data**

Sep. 29, 2003 (WO) DM/064 374

(51) **LOC (7) Cl. 10-02**

(52) **U.S. Cl. D10/32**

(58) **Field of Search** D10/1-39, 122-132;
368/276-277, 281-282, 285, 293-295;
D11/3-25; 63/1.1, 3, 5, 11; 224/164, 168,
178

(56) **References Cited**

U.S. PATENT DOCUMENTS

D370,181 S * 5/1996 Krieger D10/32
D401,865 S * 12/1998 Baumann D10/32

OTHER PUBLICATIONS

Jeweler's Circular—Keystone—Apr. 1984—p. 139—
Watch.*

* cited by examiner

Primary Examiner—Nelson C. Holtje

(74) *Attorney, Agent, or Firm*—Collen IP; Donald J. Ranft

(57) **CLAIM**

The ornamental design for a wristwatch, as shown and described.

DESCRIPTION

FIG. 1 is a perspective view of my new and ornamental design for a wristwatch;
FIG. 2 is a front view thereof;
FIG. 3 is a rear view thereof;
FIG. 4 is a right side view thereof;
FIG. 5 is a left side view thereof;
FIG. 6 is a top view thereof; and,
FIG. 7 is bottom view thereof.

1 Claim, 4 Drawing Sheets






Figure 1



Figure 2

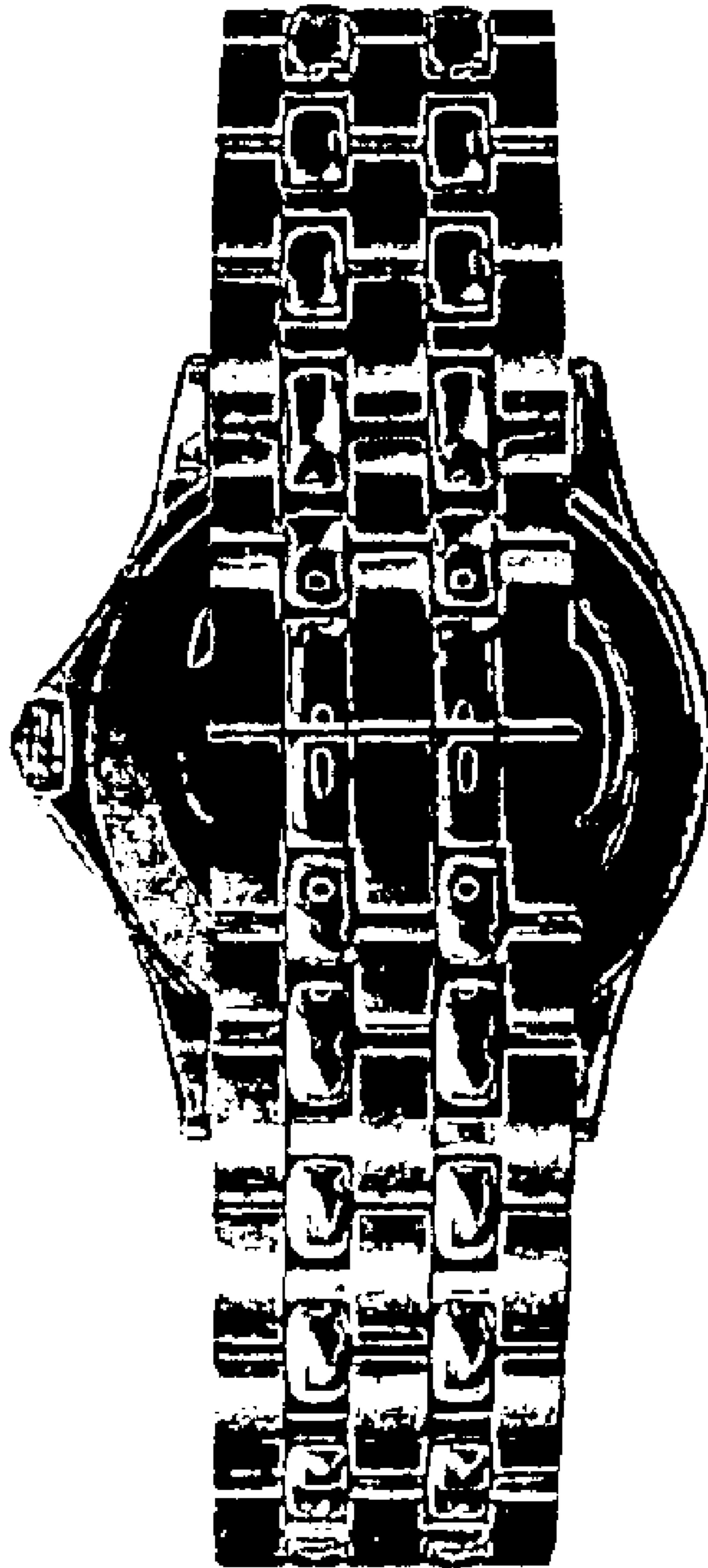


Figure 3



Figure 4




Figure 5

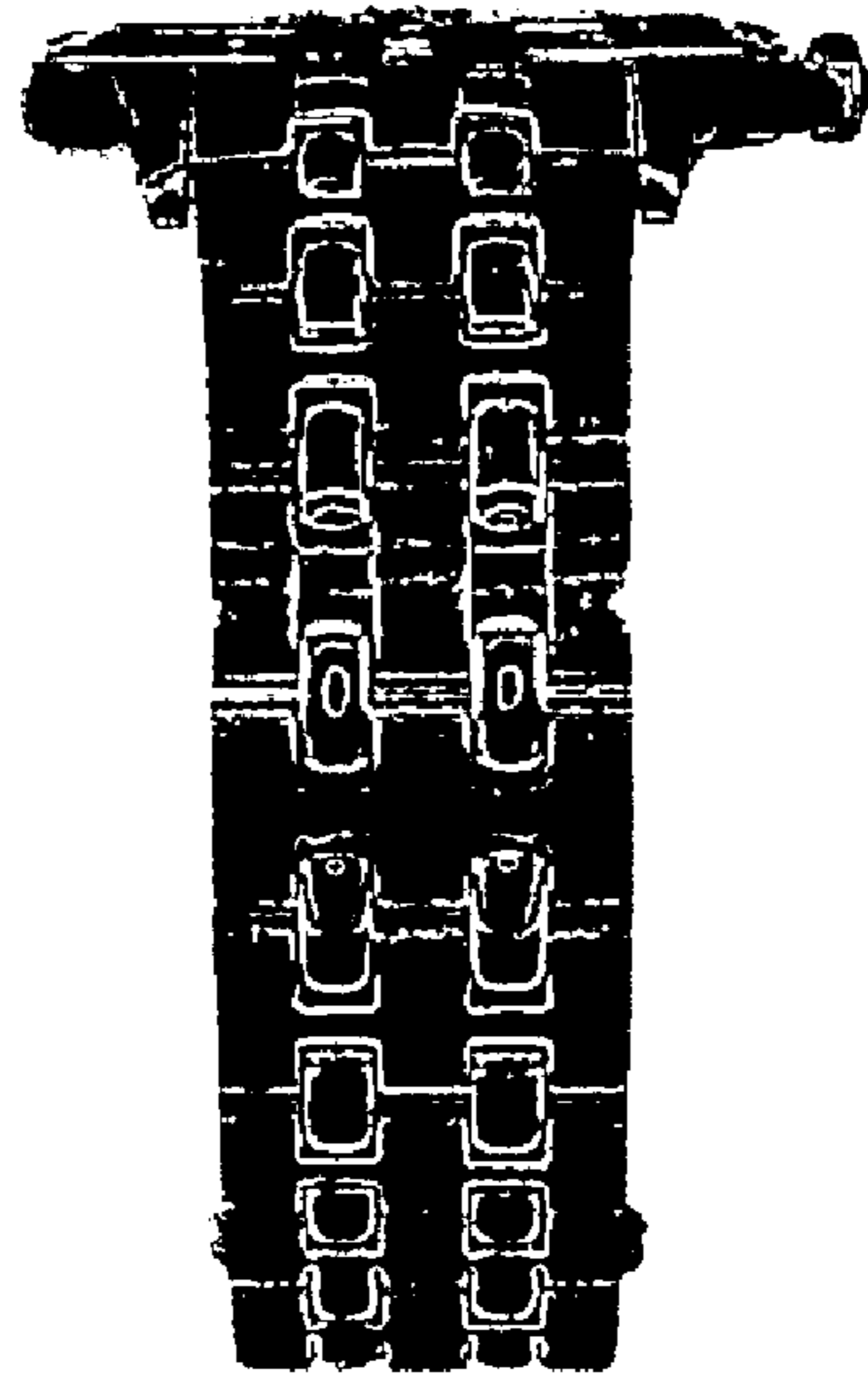


Figure 6

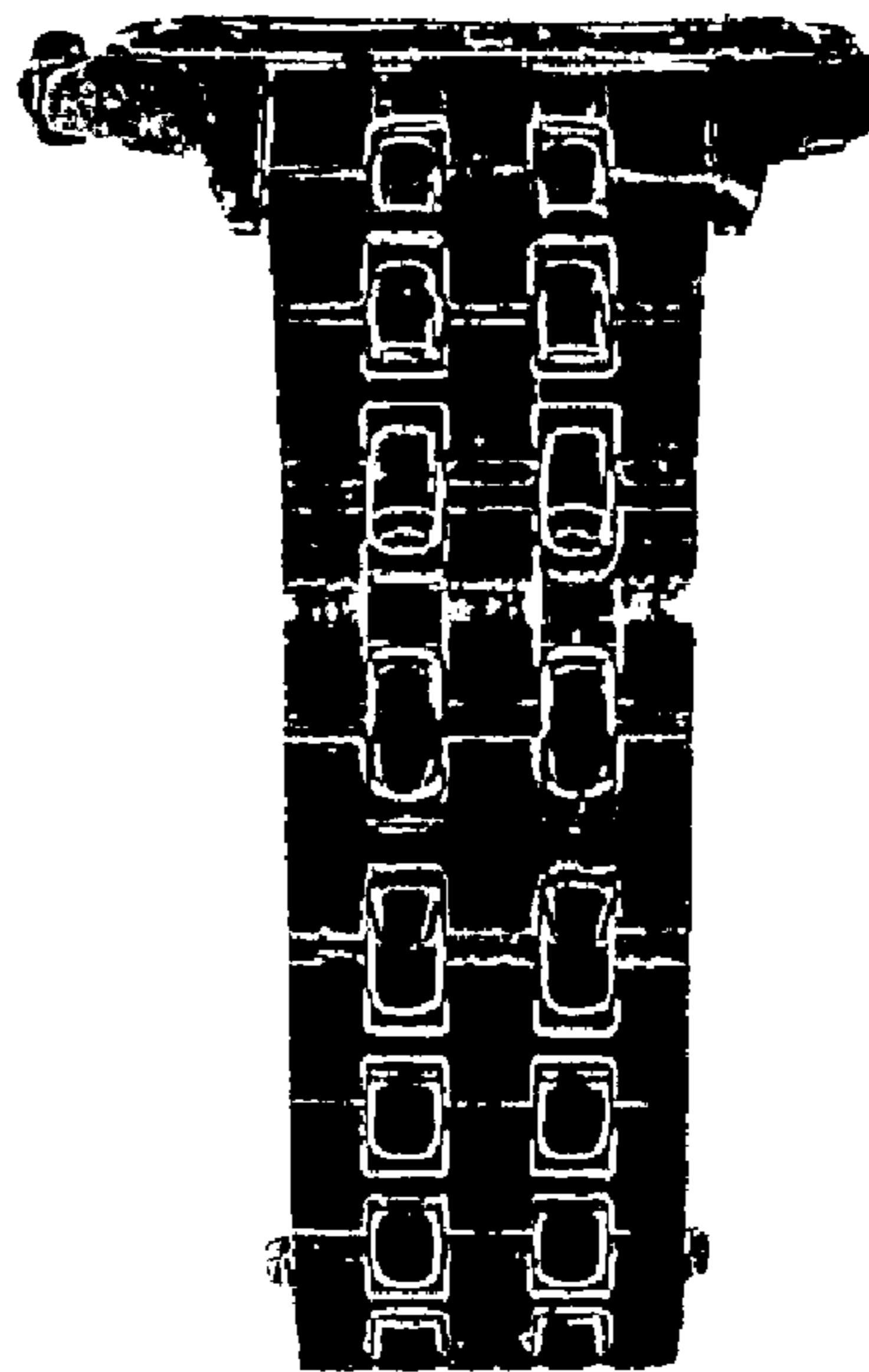


Figure 7