

US00D502878S

(12) **United States Design Patent**
Bernheim

(10) **Patent No.:** **US D502,878 S**
(45) **Date of Patent:** **** Mar. 15, 2005**

(54) **WRISTWATCH**

D487,229 S * 3/2004 Monachon D10/32
D491,078 S * 6/2004 Schoepfer D10/32
D493,729 S * 8/2004 Monachon D10/32

(75) **Inventor:** **Olivier Bernheim, Coligny (CH)**

* cited by examiner

(73) **Assignee:** **Raymond Weil S. A., Grand Lancy (CH)**

Primary Examiner—Nelson C. Holtje
(74) *Attorney, Agent, or Firm*—Collen IP; Donald J. Ranft

(**) **Term:** **14 Years**

(21) **Appl. No.:** **29/201,472**

(57) **CLAIM**

(22) **Filed:** **Mar. 16, 2004**

The ornamental design for a wristwatch, as shown and described.

(30) **Foreign Application Priority Data**

DESCRIPTION

Sep. 29, 2003 (WO) DM/064 374

(51) **LOC (7) Cl.** **10-02**

FIG. 1 is a perspective view of my new and ornamental design for a wristwatch;

(52) **U.S. Cl.** **D10/32**

FIG. 2 is a front view thereof;

(58) **Field of Search** D10/1-39, 122-132;
368/276-277, 281-282, 285, 293-295;
D11/3-25; 63/1.1, 3, 5, 11; 224/164, 168,
178

FIG. 3 is a rear view thereof;

FIG. 4 is a right side view thereof;

FIG. 5 is a left side view thereof;

FIG. 6 is a top view thereof; and,

FIG. 7 is bottom view thereof.

(56) **References Cited**

U.S. PATENT DOCUMENTS

D314,710 S * 2/1991 Weil D10/32

1 Claim, 4 Drawing Sheets





Figure 1



Figure 2




Figure 3




Figure 4




Figure 5




Figure 6




Figure 7