



US00D502876S

(12) **United States Design Patent** (10) **Patent No.:** **US D502,876 S**  
**Weinstock** (45) **Date of Patent:** **\*\* Mar. 15, 2005**

(54) **DISPENSER**

(75) Inventor: **Jay Weinstock**, Hackensack, NJ (US)

(73) Assignee: **Jayline International Corporation**,  
Linden, NJ (US)

(\*\*) Term: **14 Years**

(21) Appl. No.: **29/187,364**

(22) Filed: **Jul. 30, 2003**

(51) **LOC (7) Cl.** ..... **09-01**

(52) **U.S. Cl.** ..... **D9/652**

(58) **Field of Search** ..... D9/307, 332-333,  
D9/339; 215/379-383, 400; 220/890; 206/457;  
229/116.1-116.5

(56) **References Cited**

**U.S. PATENT DOCUMENTS**

3,093,093	A	*	6/1963	Ryan et al.	.....	249/117
D268,096	S	*	3/1983	Austin et al.	.....	D9/652
D319,577	S	*	9/1991	Schwarz	.....	D9/652
D436,034	S	*	1/2001	Wolff	.....	D9/417
D441,282	S	*	5/2001	Davis	.....	D9/652
D459,217	S	*	6/2002	Puglisi	.....	D9/432
D460,687	S	*	7/2002	Weinstock	.....	D9/629

\* cited by examiner

*Primary Examiner*—Sandra L. Morris

(74) *Attorney, Agent, or Firm*—Jeffrey M. Kaden, Esq.;  
Gottlieb, Rackman & Reisman, P.C.

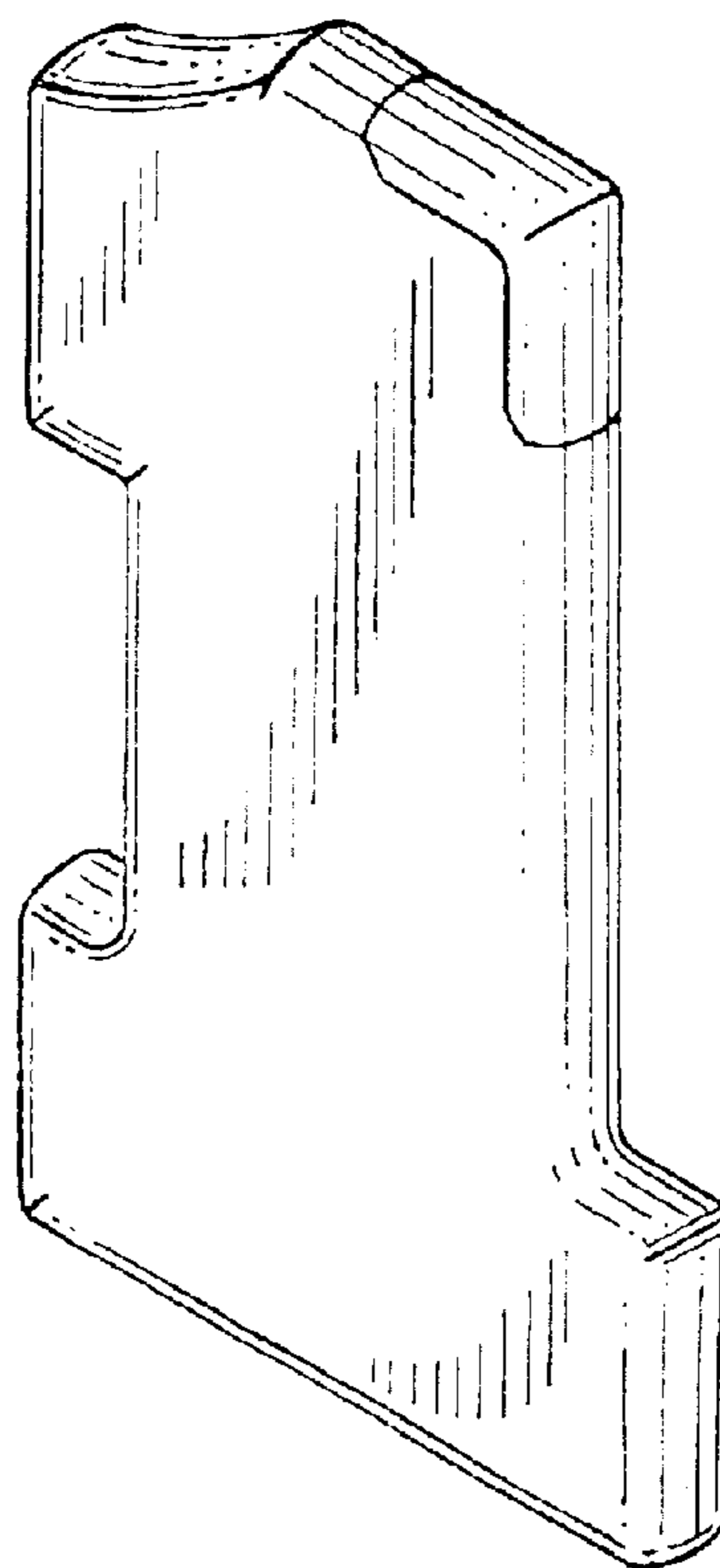
(57) **CLAIM**

The ornamental design for dispenser, as shown and described.

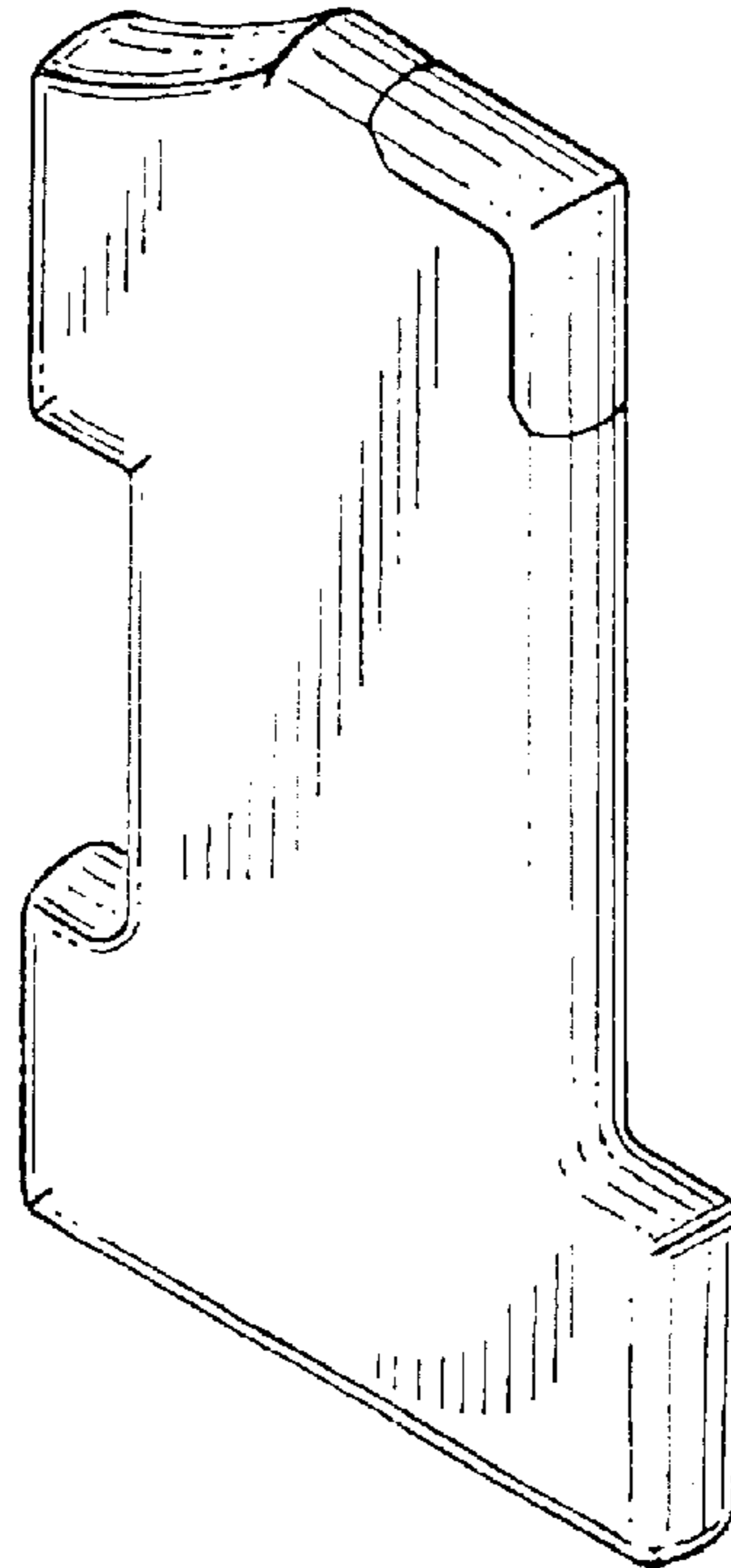
**DESCRIPTION**

FIG. 1 is a perspective view of a first embodiment thereof;  
 FIG. 2 is a top plan view of the first embodiment thereof;  
 FIG. 3 is a left side elevational view of a first embodiment thereof;  
 FIG. 4 is a front elevational view of a first embodiment thereof;  
 FIG. 5 is a right side elevational view of a first embodiment thereof;  
 FIG. 6 is a bottom plan view of a first embodiment thereof;  
 FIG. 7 is a perspective view of a second embodiment thereof;  
 FIG. 8 is a top plan view of a second embodiment thereof;  
 FIG. 9 is a left side elevational view of a second embodiment thereof;  
 FIG. 10 is a front elevational view of a second embodiment thereof;  
 FIG. 11 is a right side elevational view of a second embodiment thereof; and,  
 FIG. 12 is a bottom plan view of a second embodiment thereof.

**1 Claim, 4 Drawing Sheets**



*FIG. 1*



*FIG. 2*

FIG. 3




FIG. 4

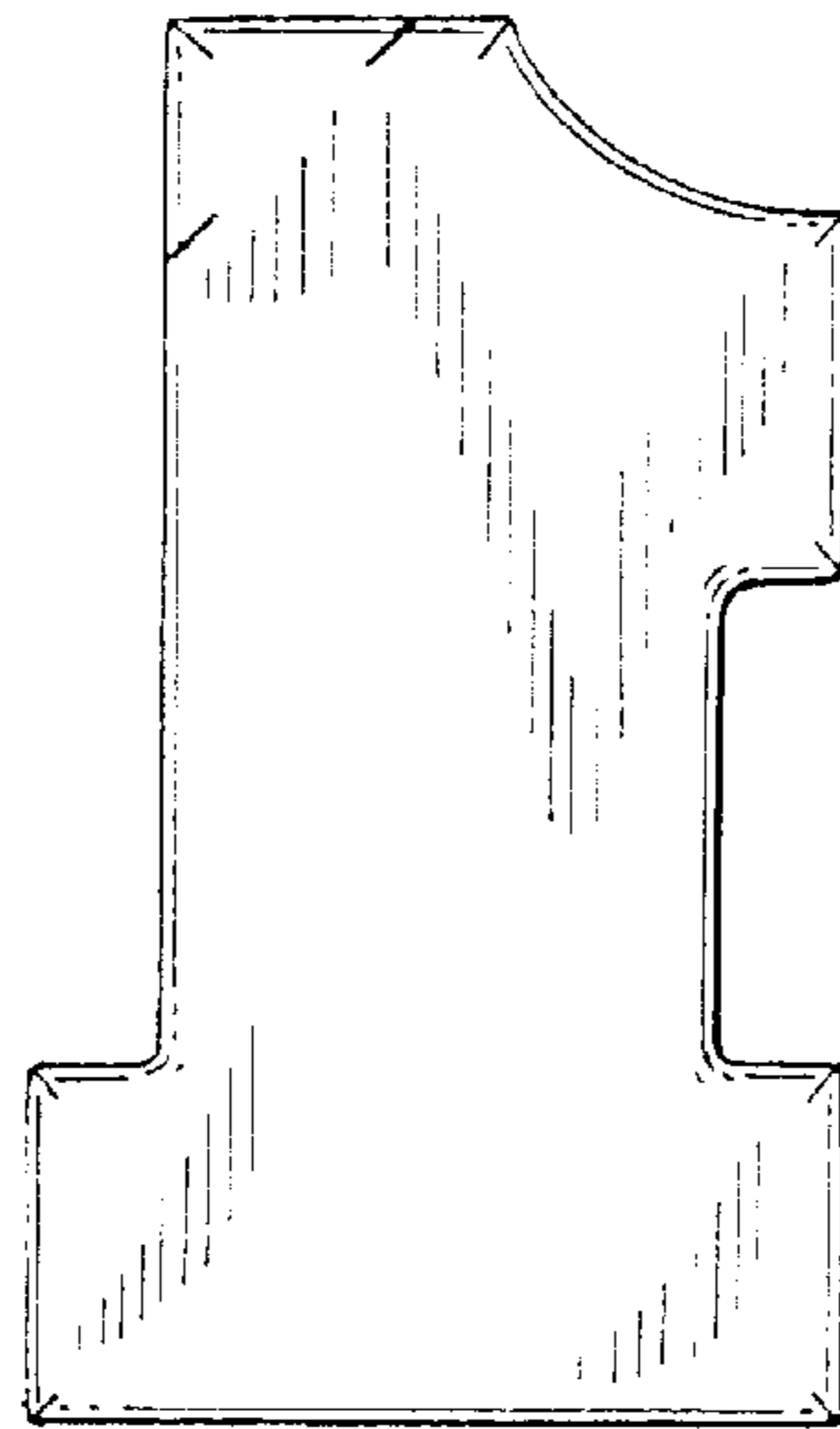


FIG. 5


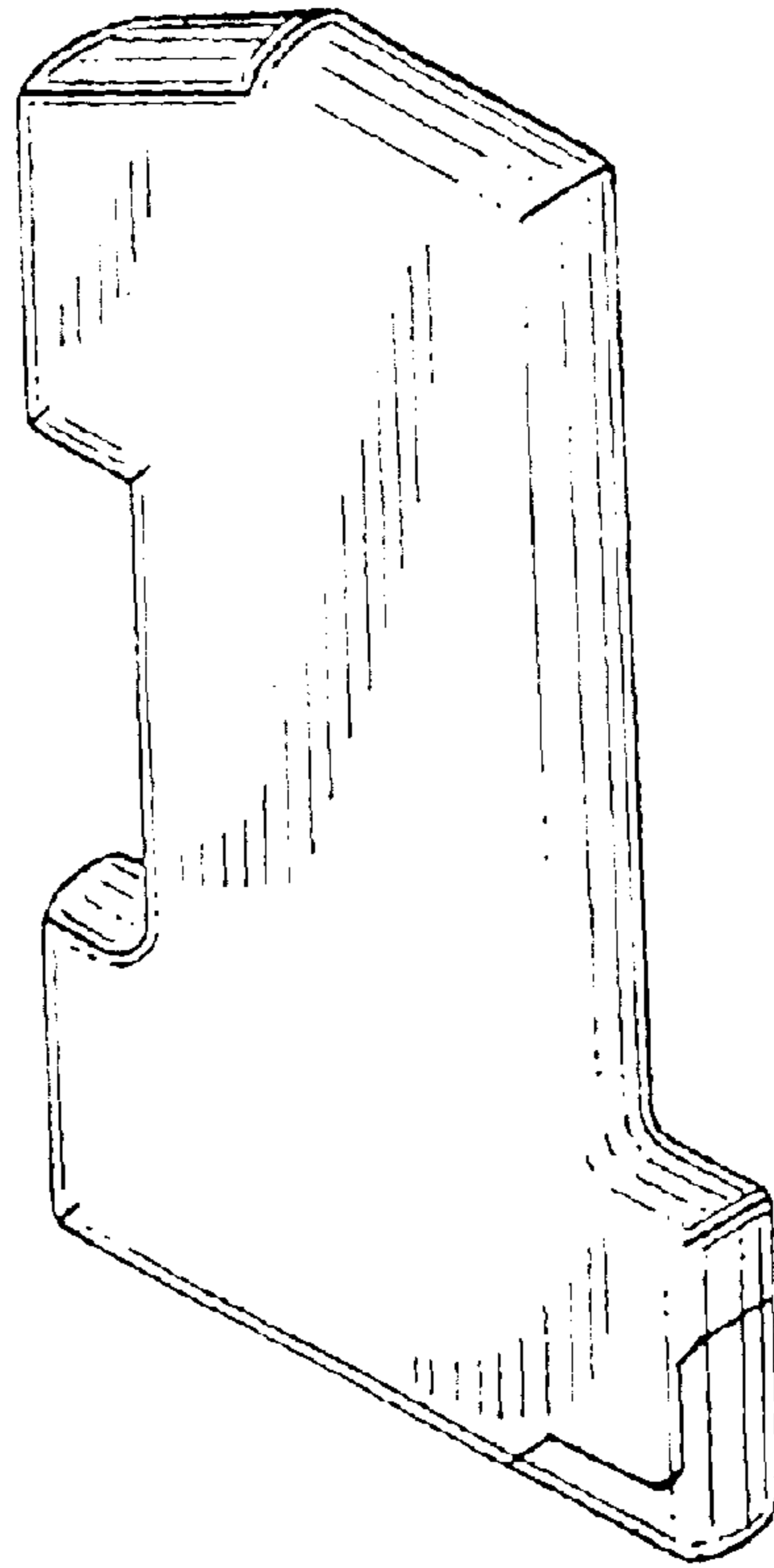


FIG. 6

*FIG. 7*



*FIG. 8*

FIG. 9




FIG. 10

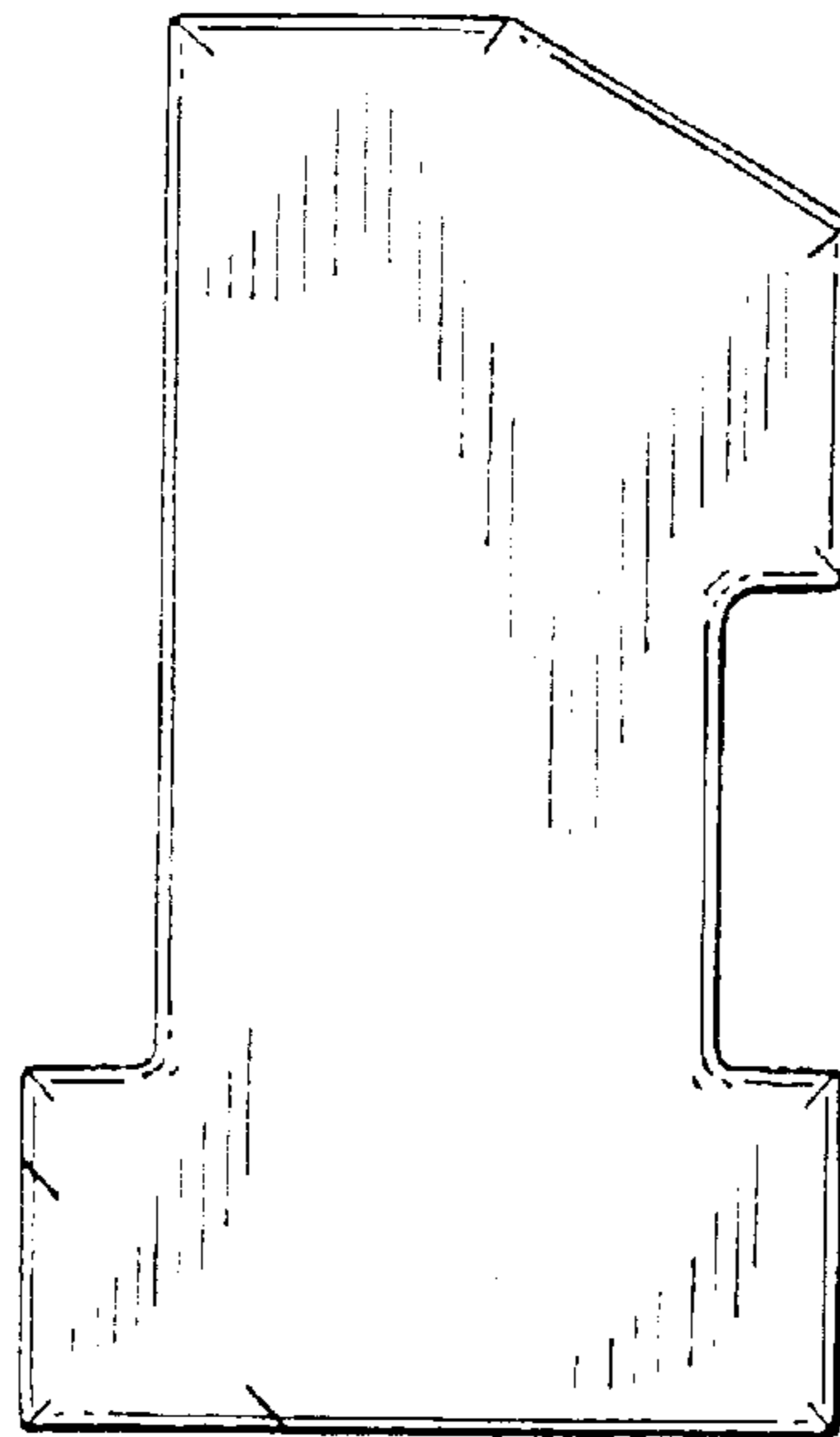
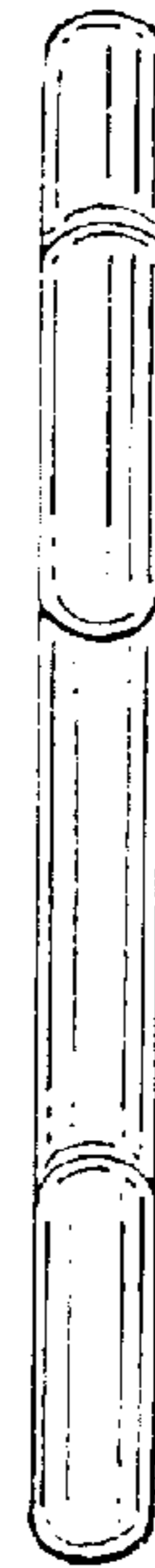


FIG. 11




FIG. 12