

US00D502870S

(12) **United States Design Patent**
Bennett et al.

(10) **Patent No.: US D502,870 S**
(45) **Date of Patent: ** Mar. 15, 2005**

(54) **CONTAINER**

(76) Inventors: **Harold Bennett**, 4707 N. Heatherwood Dr., St. Joseph, MO (US) 64506;
Robert W. Fox, 112 Barrett Pl., Williamsburg, VA (US) 23185

(**) Term: **14 Years**

(21) Appl. No.: **29/176,912**

(22) Filed: **Feb. 28, 2003**

(51) **LOC (7) Cl.** **09-07**

(52) **U.S. Cl.** **D9/428; D9/424; D9/434**

(58) **Field of Search** D9/424, 427, 428, D9/429, 434, 499; 206/503, 508, 509, 557, 564; 220/606-609, 669, 675, 23.6

(56) **References Cited**

U.S. PATENT DOCUMENTS

3,038,627	A	*	6/1962	Daley	220/581
3,727,783	A	*	4/1973	Carmichael	215/375
D260,967	S	*	9/1981	Taylor	D9/520
D272,418	S	*	1/1984	Gruodis et al.	D9/500
D314,704	S	*	2/1991	Lillelund et al.	D9/414

D390,460	S	*	2/1998	Schmidt	D9/428
D403,957	S	*	1/1999	Bright et al.	D9/428
6,019,236	A	*	2/2000	Slat	215/375
6,112,924	A	*	9/2000	Zhang	215/375
6,149,053	A	*	11/2000	Chatterton et al.	229/407
6,199,715	B1	*	3/2001	Hayes et al.	220/608

* cited by examiner

Primary Examiner—Prabhakar Deshmukh

(74) *Attorney, Agent, or Firm*—Bell, Boyd & Lloyd LLC

(57) **CLAIM**

The ornamental design for a container, as shown and described.

DESCRIPTION

FIG. 1 is a top perspective view of a container showing our new design;

FIG. 2 is a top plan view thereof;

FIG. 3 is a bottom plan view thereof; and,

FIG. 4 is a front elevational view thereof; the rear, right and left side elevational views being a mirror image thereof.

The broken lines showing of container body are for illustrative purpose only and form no part of the claimed design.

1 Claim, 2 Drawing Sheets

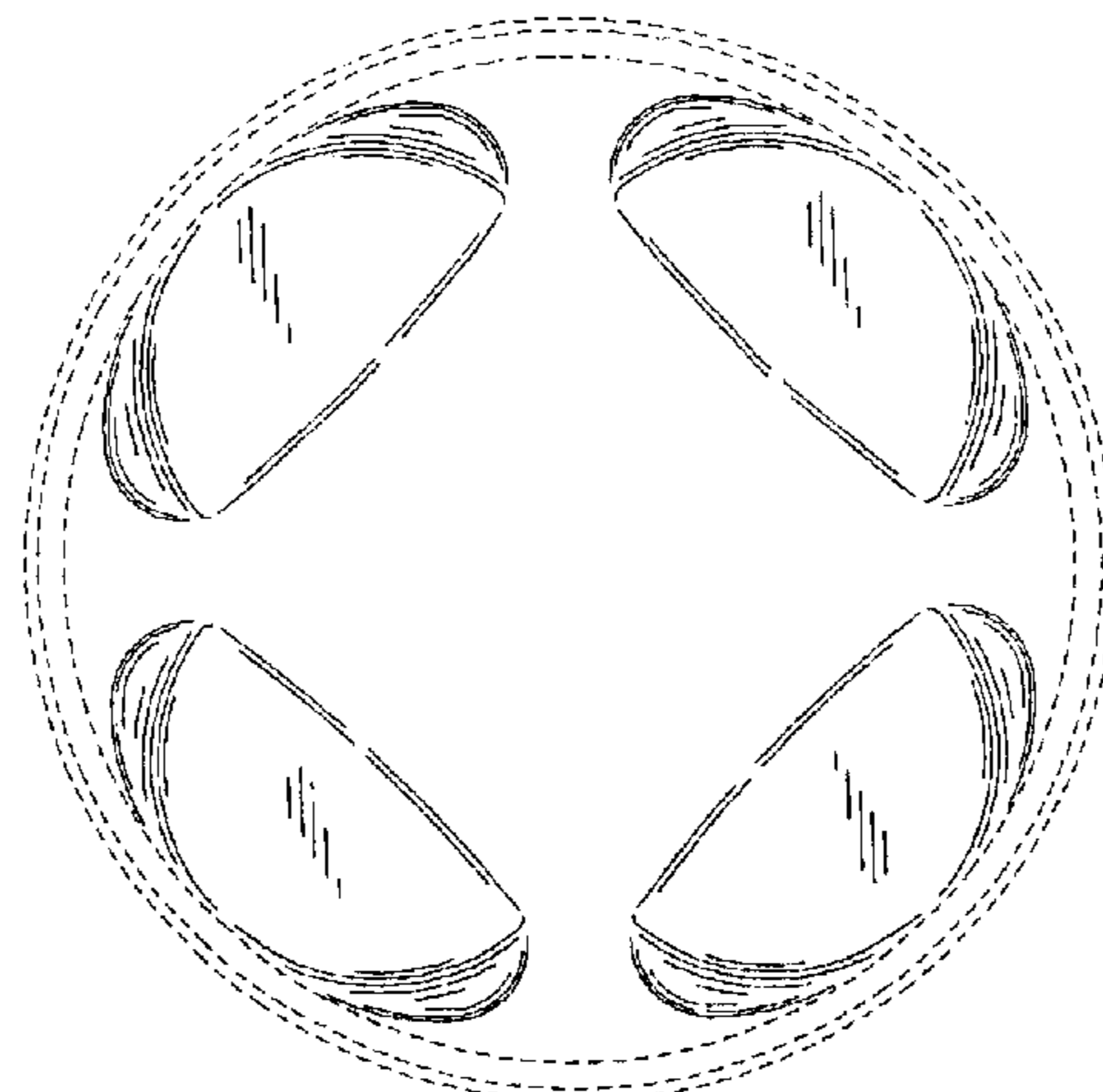
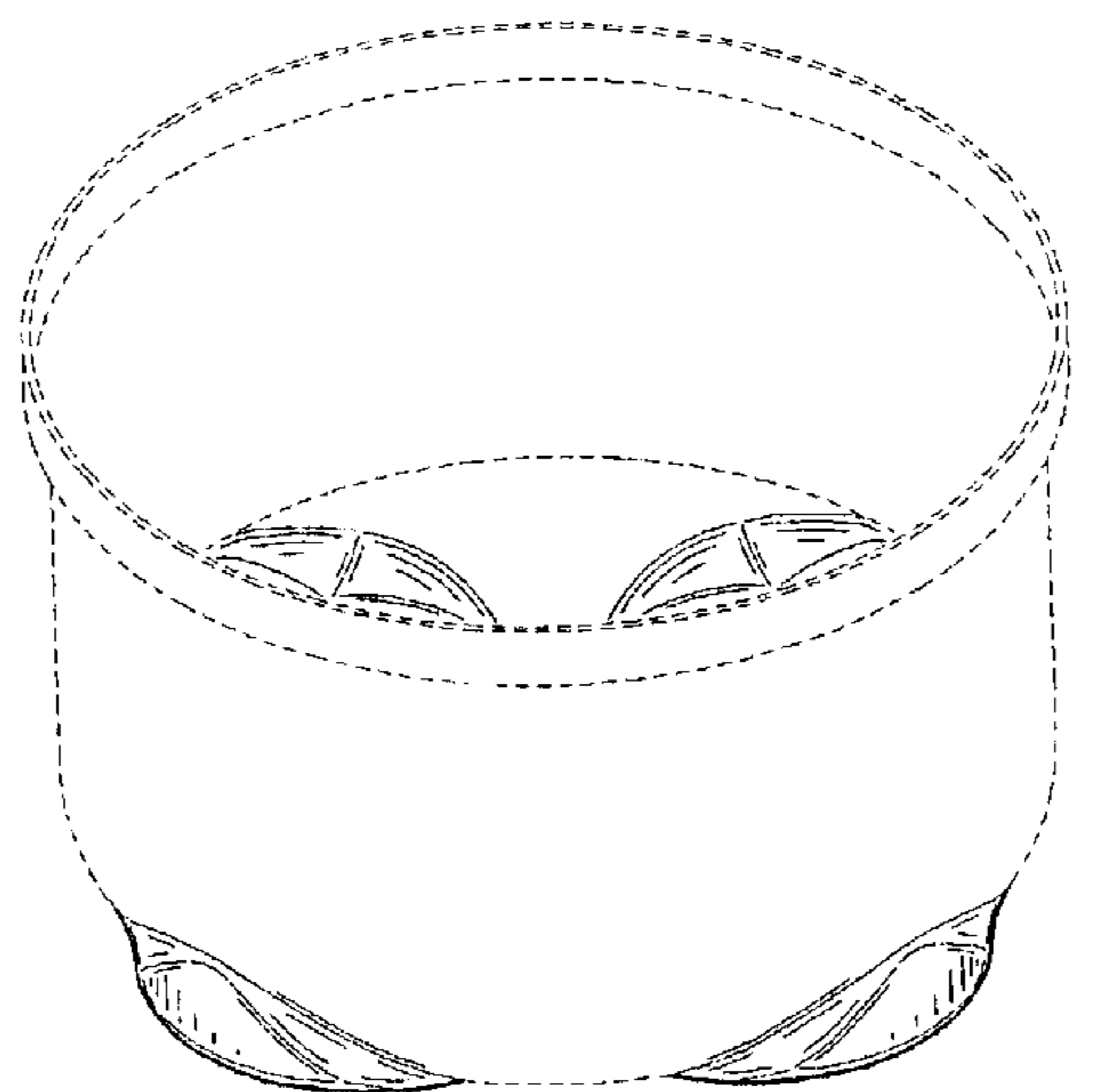


FIG.1

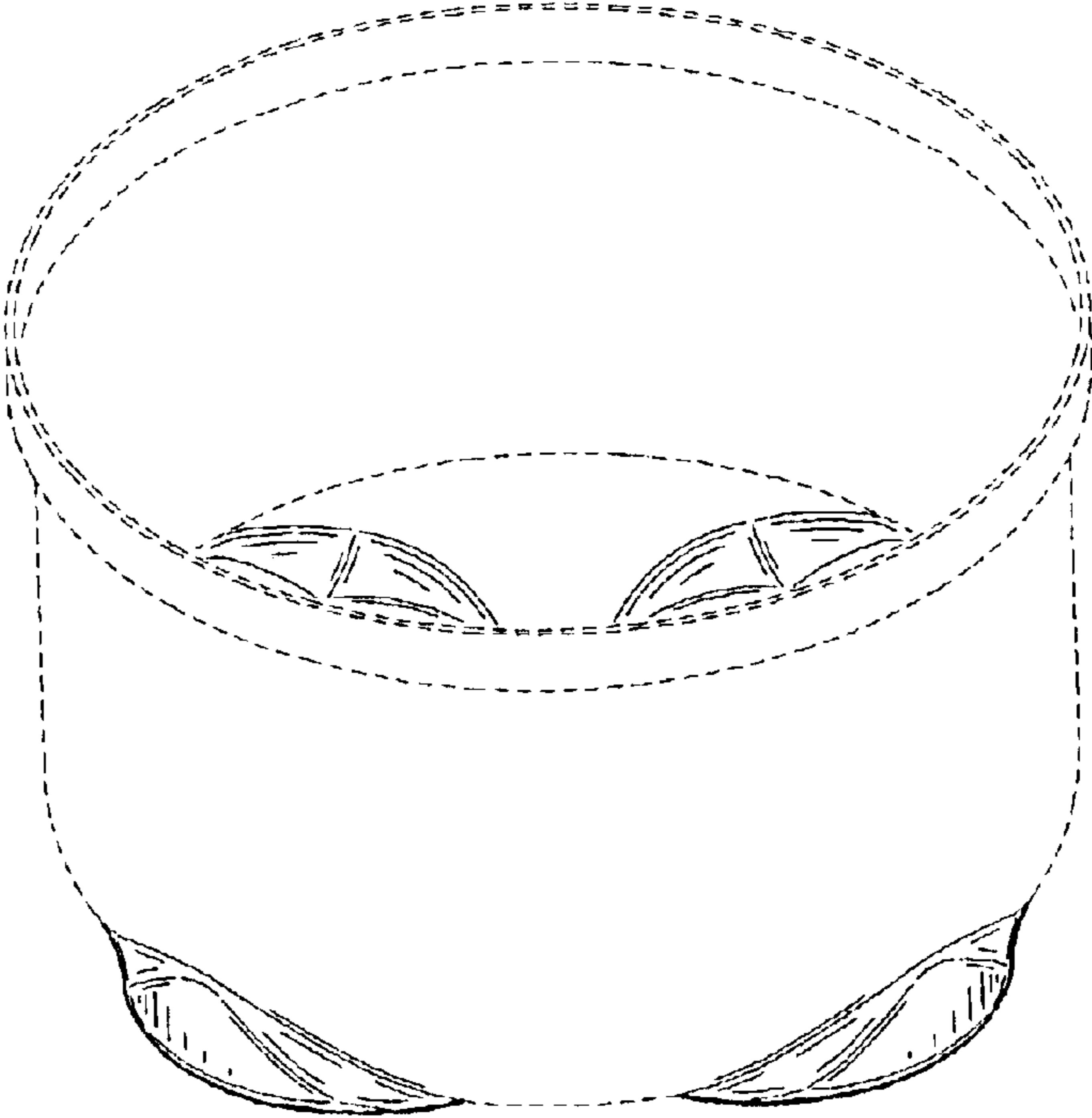


FIG.2




FIG. 3

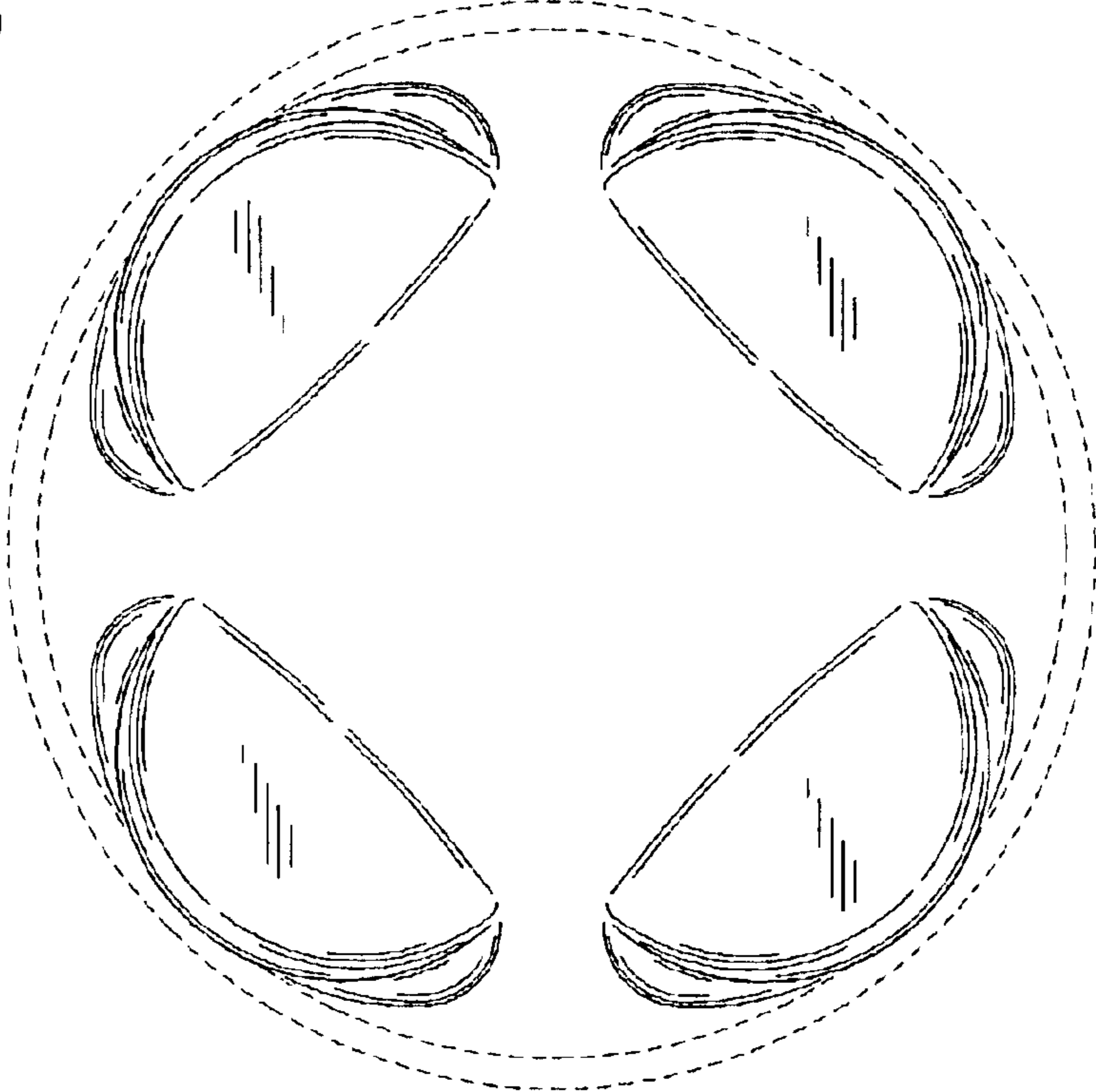


FIG. 4

