

US00D502861S

(12) **United States Design Patent**  
**Fields**

(10) **Patent No.:** **US D502,861 S**

(45) **Date of Patent:** **\*\* Mar. 15, 2005**

(54) **WALL PLATE**

D244,510 S \* 5/1977 Grieb ..... D8/351

(75) **Inventor:** **Betsy Ellen Fields**, Silverton, CO (US)

\* cited by examiner

(73) **Assignee:** **Liberty Hardware Mfg. Corp.**,  
Winston-Salem, NC (US)

*Primary Examiner*—Stella Reid  
*Assistant Examiner*—Mark A. Goodwin

(\*\*) **Term:** **14 Years**

(74) *Attorney, Agent, or Firm*—Edgar A. Zarins; Lloyd D. Doigan

(21) **Appl. No.:** **29/194,319**

(57) **CLAIM**

(22) **Filed:** **Nov. 21, 2003**

The ornamental design for a wall plate, as shown and described.

(51) **LOC (7) Cl.** ..... **11-05**

(52) **U.S. Cl.** ..... **D8/353**

(58) **Field of Search** ..... D8/350–353; 174/66

**DESCRIPTION**

(56) **References Cited**

**U.S. PATENT DOCUMENTS**

- D60,383 S \* 2/1922 Steeple ..... D8/353
- 2,022,364 A \* 11/1935 Walsh et al. .... 220/241
- D243,653 S \* 3/1977 Fine ..... D8/353
- D243,887 S \* 3/1977 Levin et al. .... D8/351

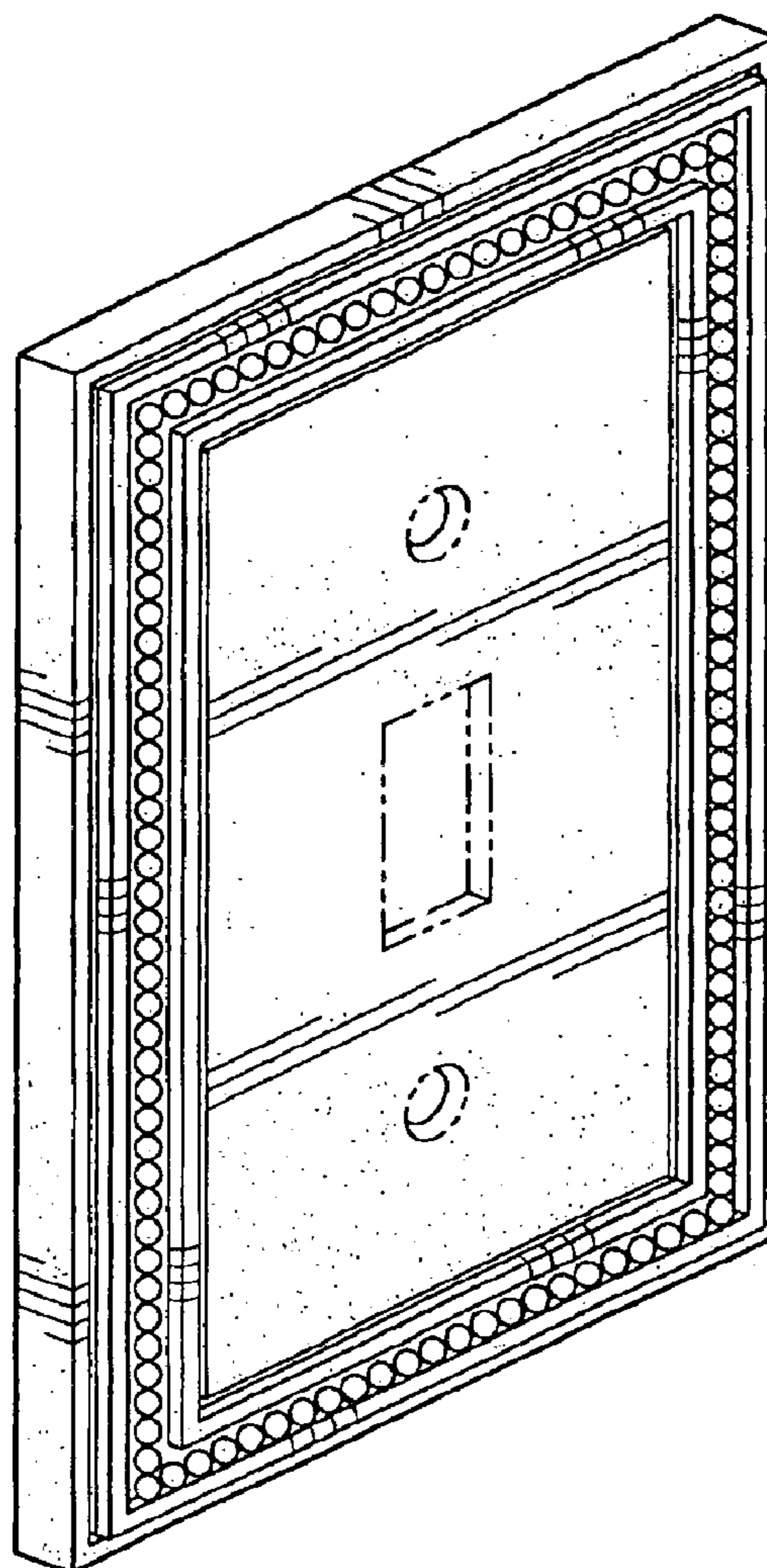
FIG. 1 is a perspective view of a wall plate showing my new design;

FIG. 2 is a front elevational view thereof;

FIG. 3 is a right side view thereof, the opposite side being a mirror image of the side shown; and,

FIG. 4 is a top end view thereof, the opposite end being a mirror image of the end shown.

**1 Claim, 2 Drawing Sheets**



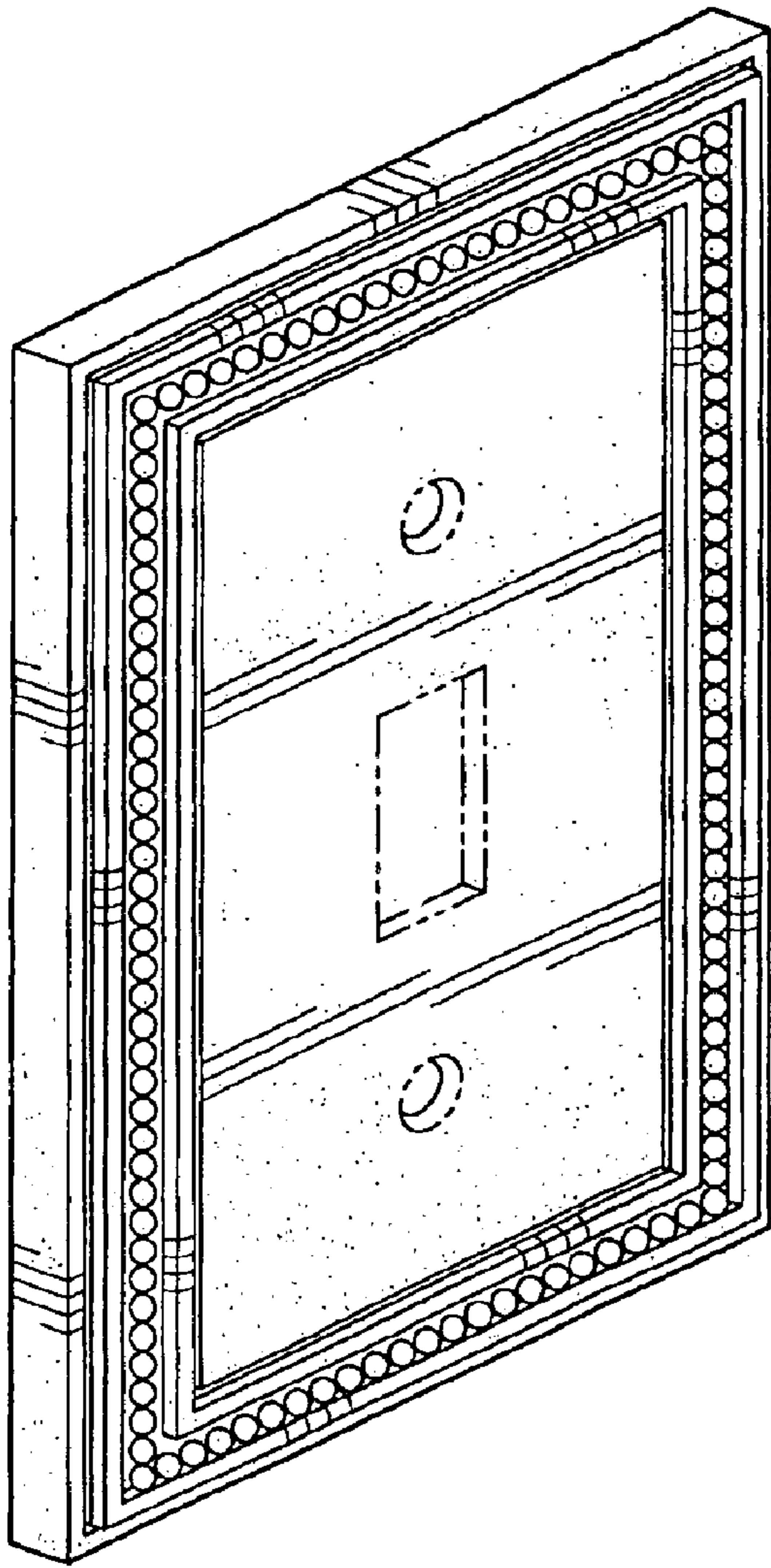
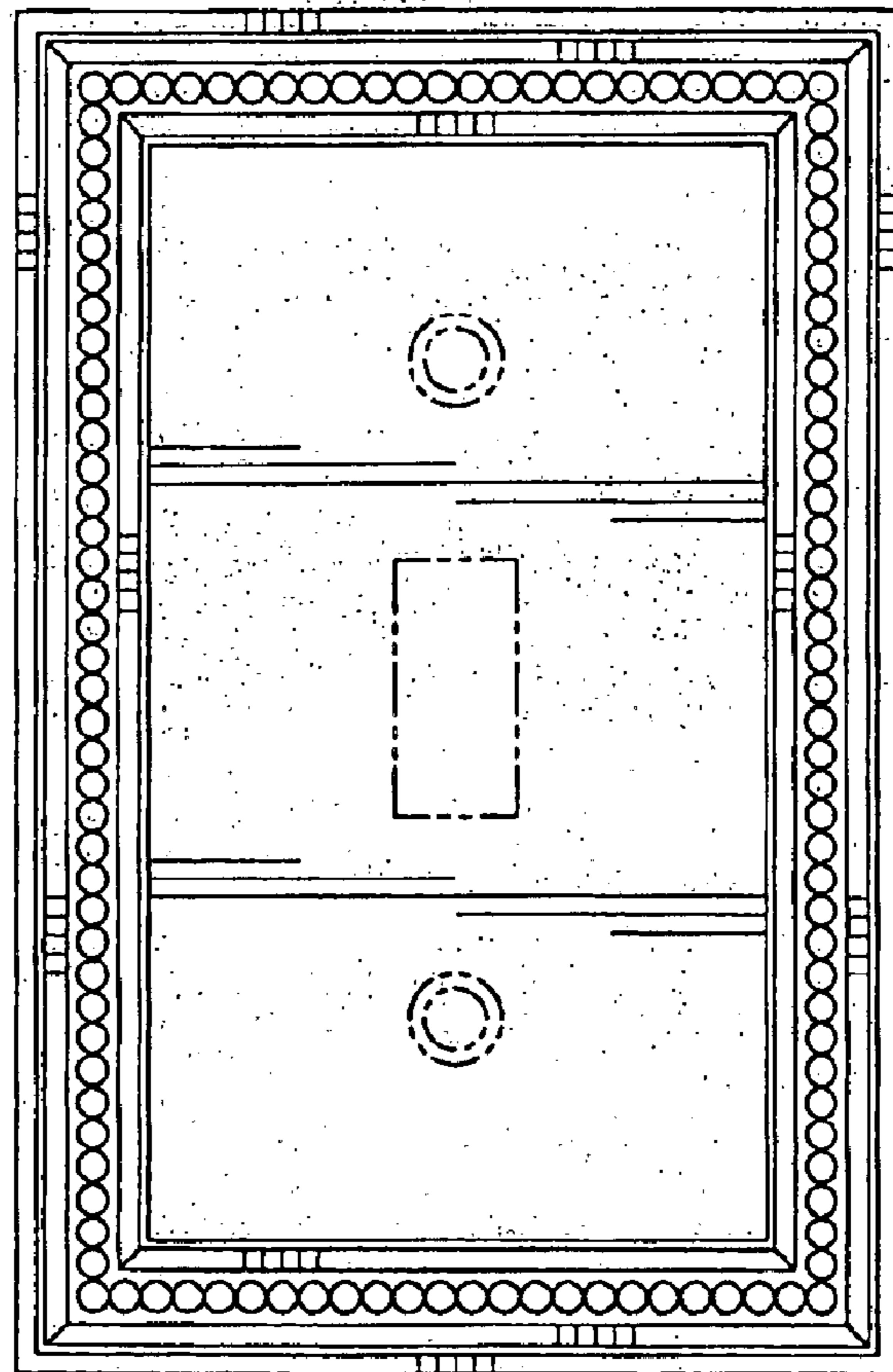


Fig-1

Fig-2



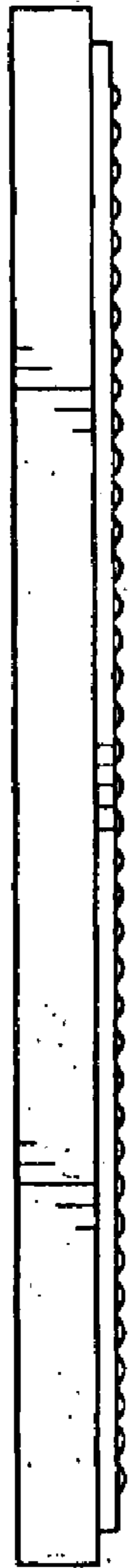


Fig-3



Fig-4