

US00D502855S

(12) **United States Design Patent**
Stewart

(10) **Patent No.:** **US D502,855 S**
(45) **Date of Patent:** **** Mar. 15, 2005**

- (54) **HAMMER HEAD**
- (76) Inventor: **David W. Stewart**, P.O. Box 383,
Briceville, TN (US) 37710
- (**) Term: **14 Years**
- (21) Appl. No.: **29/165,999**
- (22) Filed: **Aug. 22, 2002**
- (51) **LOC (7) Cl.** **08-02**
- (52) **U.S. Cl.** **D8/79; D8/78**
- (58) **Field of Search** **D8/75, 76, 77,**
D8/78, 79, 80, 81, 88, 89; 254/26; 81/20,
21, 22, 23, 24, 25

4,216,808 A	8/1980	Royce	254/26
D269,061 S	* 5/1983	Peterson	D8/75
4,422,620 A	12/1983	Nitzberg	254/26
4,482,132 A	11/1984	Lamansky	254/26
4,533,116 A	8/1985	Panovic	254/26
D288,406 S	* 2/1987	Santos	D8/78
4,998,996 A	3/1991	Belanger	254/26
5,060,911 A	10/1991	Mikesell	254/26
D327,406 S	* 6/1992	Kittelton	D8/78
5,249,776 A	10/1993	Johnson	254/26
5,280,737 A	1/1994	Floyd	81/20
D353,758 S	* 12/1994	Frykman	D8/78
5,441,236 A	8/1995	Kiernan	254/26
5,595,369 A	1/1997	Hull	254/26
D381,250 S	7/1997	Williams	D8/75
D411,427 S	* 6/1999	Nakayama	D8/78
D413,781 S	9/1999	Wong	D8/81
6,032,927 A	3/2000	Atkinson	254/26
6,095,497 A	8/2000	Chen	254/26
D438,082 S	2/2001	Stegner et al.	D8/78
6,279,876 B1	8/2001	Massie	254/26
2003/0057407 A1	3/2003	Stewart	254/26 R

(56) **References Cited**
U.S. PATENT DOCUMENTS

506,465 A	10/1893	Blydenburgh	
559,049 A	4/1896	Blydenburgh	
592,278 A	10/1897	Clark	
711,206 A	10/1902	Green	
736,797 A	8/1903	Steele	
1,042,177 A	10/1912	Vredenburg	
1,182,348 A	5/1916	Charley	
1,252,903 A	1/1918	Hight	
1,287,619 A	12/1918	Benjamin	
1,425,369 A	8/1922	Coleman	
1,534,277 A	4/1925	Loven	
1,535,685 A	4/1925	Randell et al.	
1,656,652 A	1/1928	Thorson	
1,660,237 A	2/1928	Small	
1,792,437 A	2/1931	Metzger et al.	
1,934,680 A	11/1933	Bosco	
1,959,380 A	5/1934	Moses 254/26
2,239,719 A	4/1941	Jarrett 254/26
2,589,046 A	3/1952	Brown et al. 254/26
2,657,903 A	11/1953	Johnson 254/26
3,150,858 A	9/1964	David	
D235,243 S	* 6/1975	Pecenka D8/79
3,963,215 A	6/1976	Connor 254/26

* cited by examiner

Primary Examiner—Philip S. Hyder

(57) **CLAIM**

The ornamental design for a hammer head, as shown and described.

DESCRIPTION

FIG. 1 is a perspective view of a hammer head showing the new design;
FIG. 2 is a side profile view of the hammer head of FIG. 1;
FIG. 3 is a frontal view of the hammer head of FIG. 1;
FIG. 4 is a top plan view of the hammer head of FIG. 1; and,
FIG. 5 is a bottom plan view of the hammer head of FIG. 1.
The broken line portions of the hammer head are for illustrative purposes only and form no part of the claimed design.

1 Claim, 2 Drawing Sheets

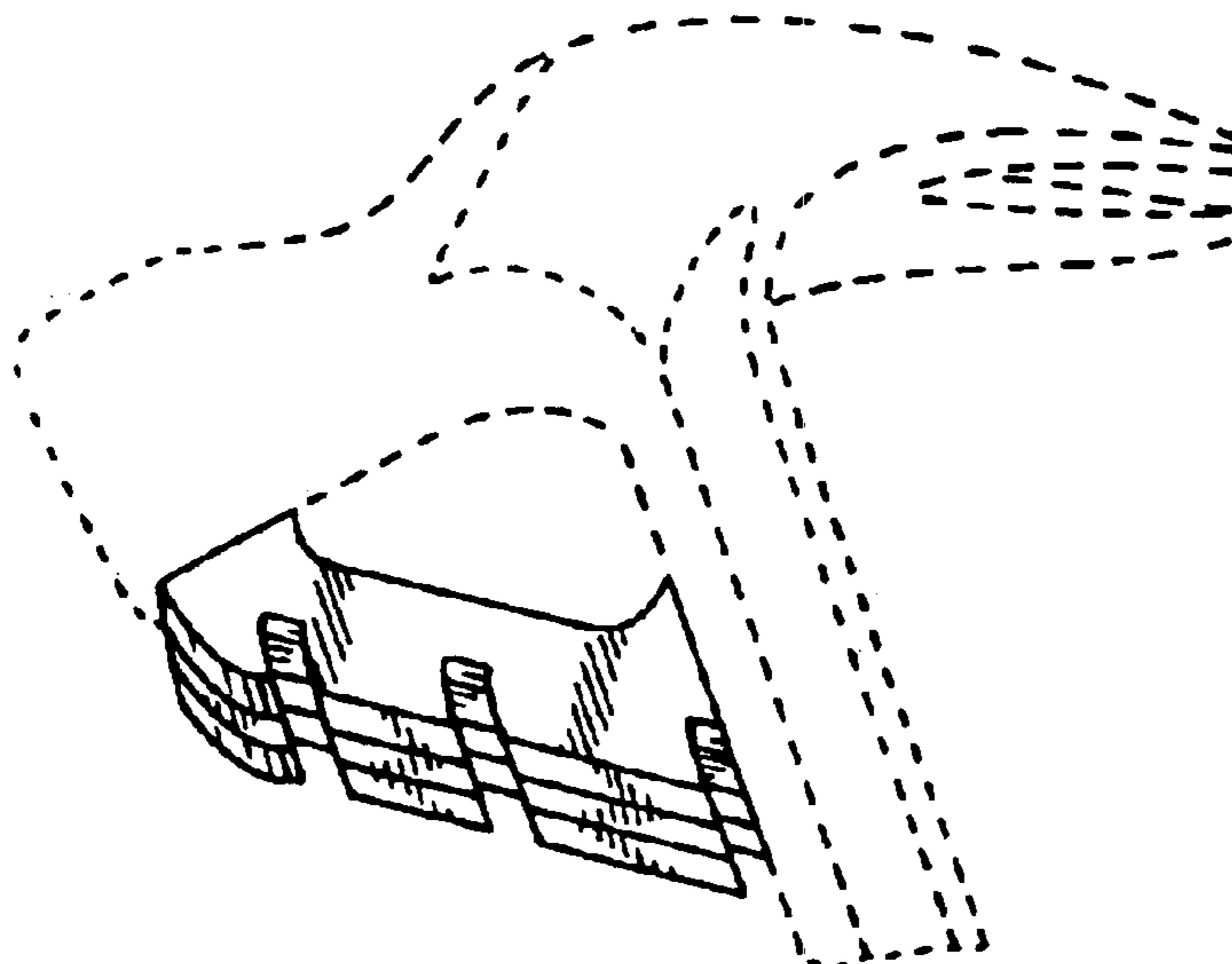


FIG. 1

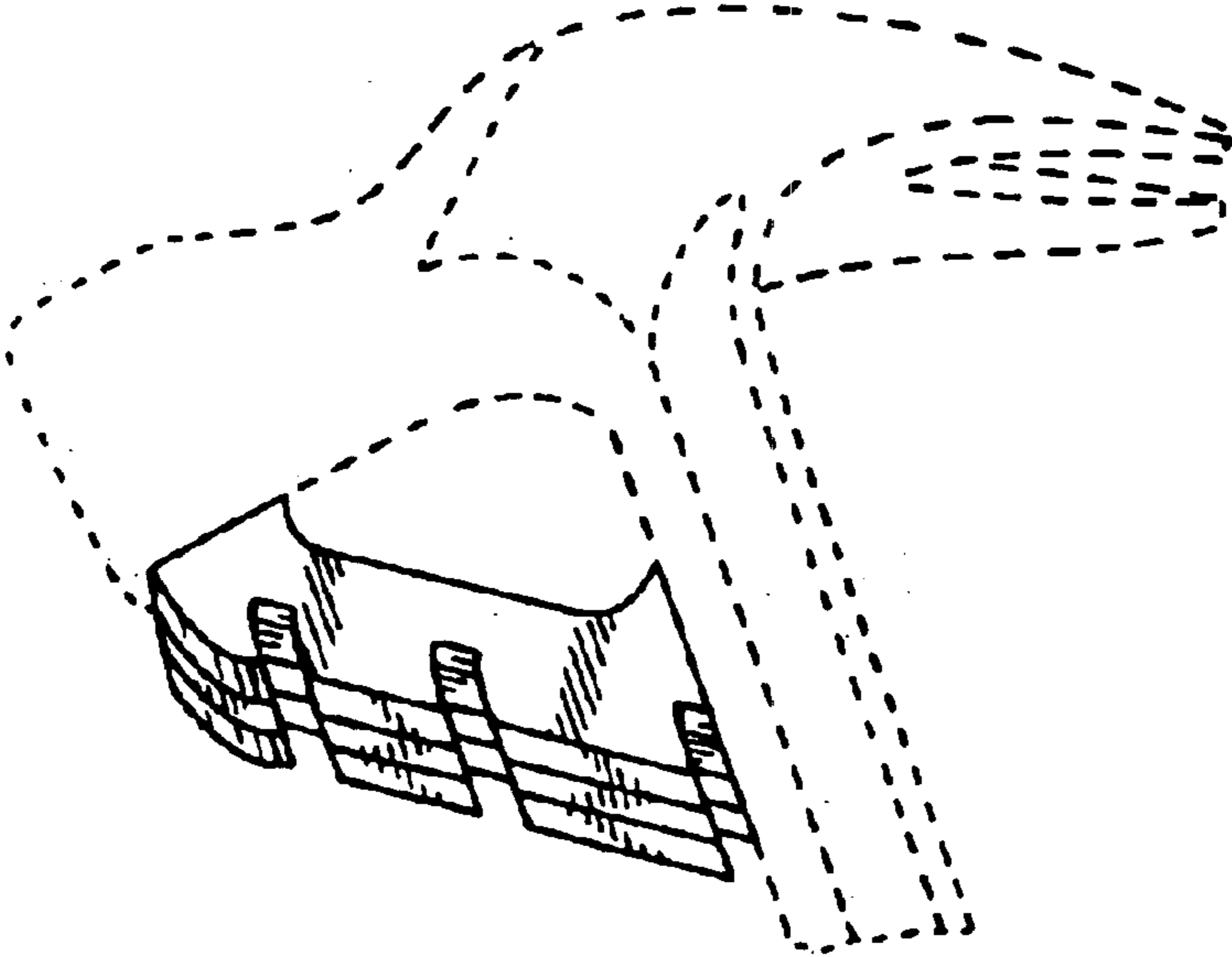


FIG. 2

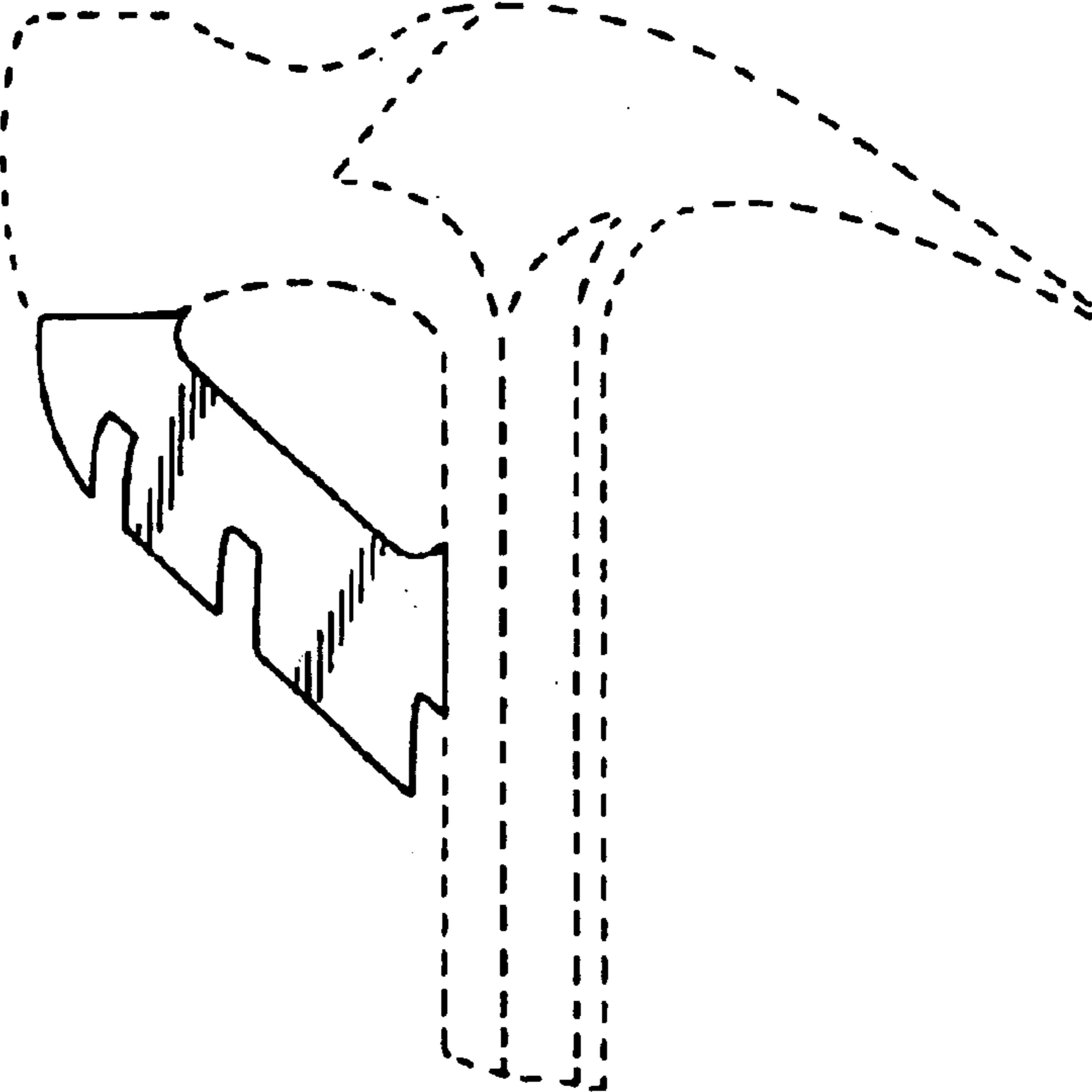


FIG. 3

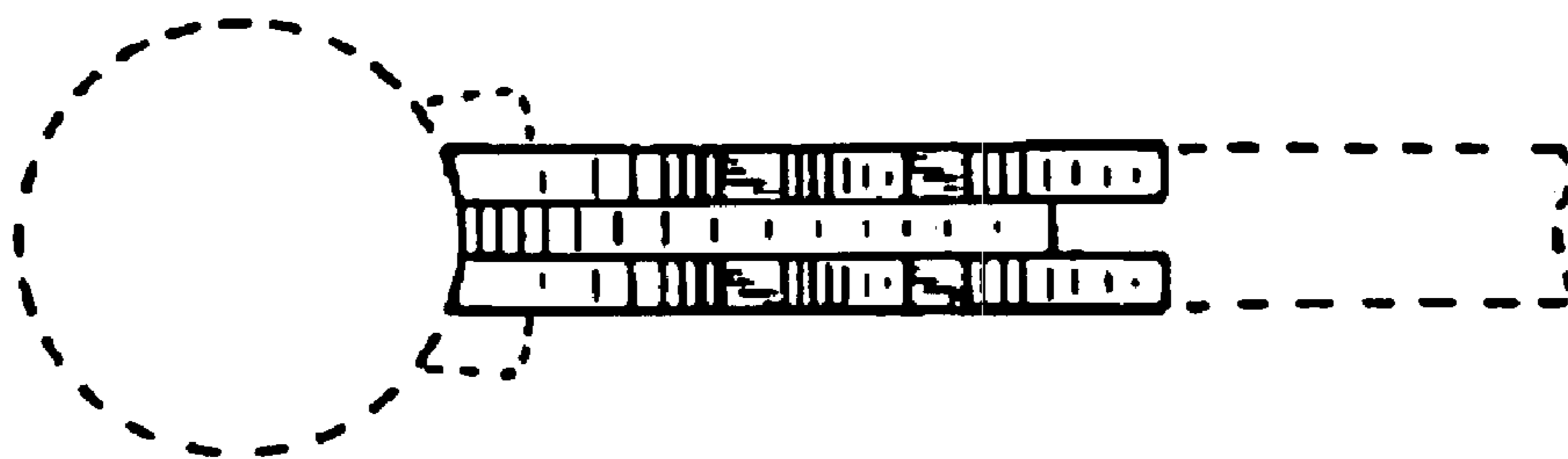


FIG. 4




FIG. 5

