

US00D502846S

(12) **United States Design Patent**
Matthews

(10) **Patent No.:** **US D502,846 S**
(45) **Date of Patent:** **** Mar. 15, 2005**

(54) **VACUUM BOTTLE**

(75) **Inventor:** **Thomas B. J. Matthews**, Memphis, TN (US)

(73) **Assignee:** **Avery Outdoors, Inc.**, Memphis, TN (US)

(**) **Term:** **14 Years**

(21) **Appl. No.:** **29/198,218**

(22) **Filed:** **Jan. 27, 2004**

(51) **LOC (7) Cl.** **07-01**

(52) **U.S. Cl.** **D7/608**

(58) **Field of Search** D7/605-608; D9/500-504, D9/516, 549, 559; 62/457.1-457; 215/12.1, 12.2, 13.1

(56) **References Cited**

U.S. PATENT DOCUMENTS

5,329,778 A * 7/1994 Padamsee 215/13.1
D429,118 S * 8/2000 Hurlbut D7/608

6,119,888 A * 9/2000 Goto et al. 215/13.1

* cited by examiner

Primary Examiner—Terry A. Wallace

(74) *Attorney, Agent, or Firm*—Walker, McKenzie & Walker, P.C.

(57) **CLAIM**

The ornamental design for a vacuum bottle, as shown and described.

DESCRIPTION

FIG. 1 is a front elevational view of a vacuum bottle, showing a preferred embodiment of the new design, the rear elevation being a mirror image thereof.

FIG. 2 is a top plan view of the vacuum bottle of FIG. 1; FIG. 3 is a bottom plan view of the vacuum bottle of FIG. 1.

FIG. 4 is a left side elevational view of the vacuum bottle of FIG. 1; and,

FIG. 5 is a right side elevational view of the vacuum bottle of FIG. 1.

1 Claim, 2 Drawing Sheets

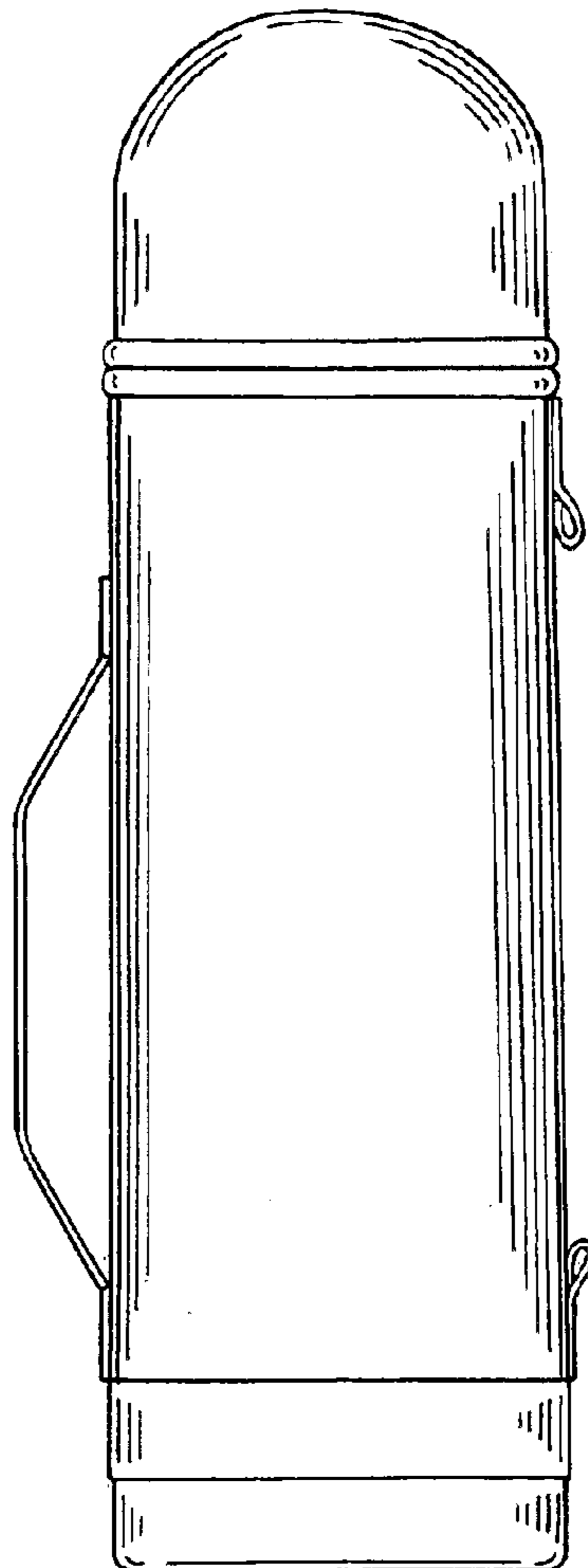


FIG. 1

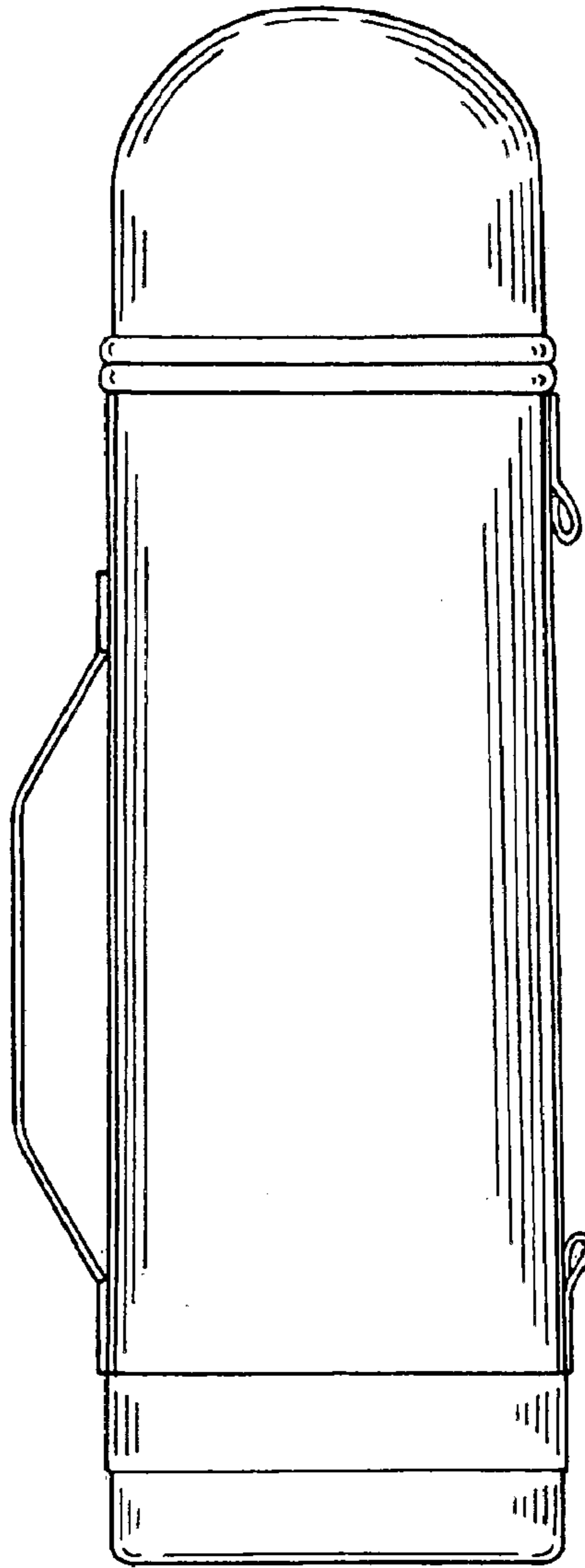


FIG. 2




FIG. 3




FIG. 4

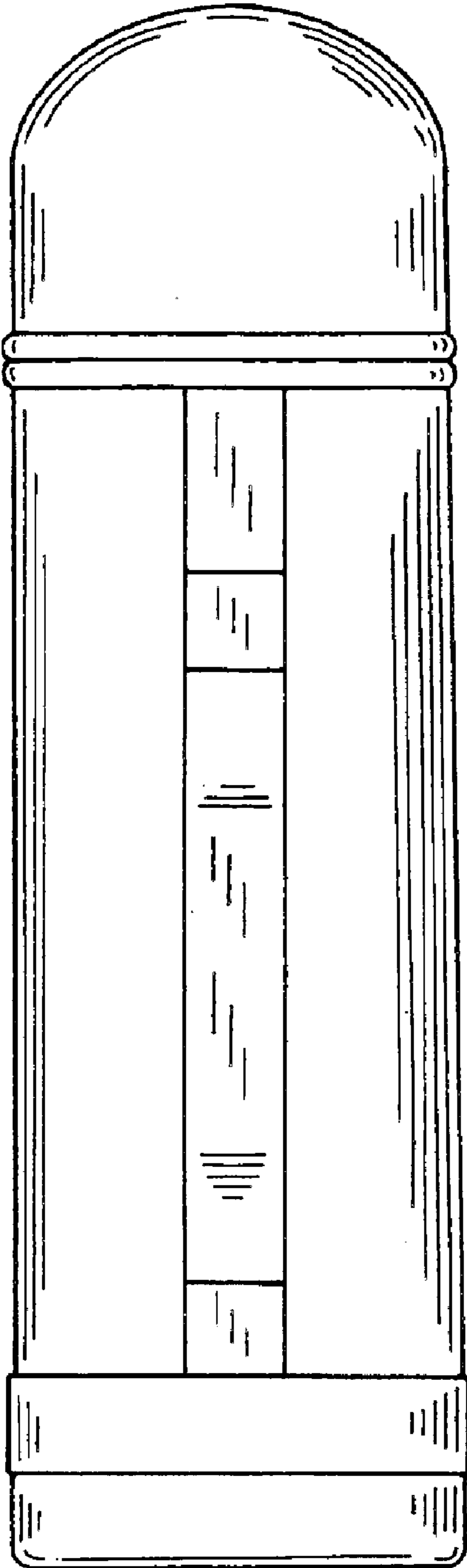


FIG. 5

