

US00D502837S

(12) **United States Design Patent**
Waugh

(10) **Patent No.:** **US D502,837 S**

(45) **Date of Patent:** **** Mar. 15, 2005**

- (54) **JUG**
- (75) **Inventor:** **James Waugh**, Miami Beach, FL (US)
- (73) **Assignee:** **The Snap Organisation USA Inc.**,
Miami Beach, FL (US)
- (**) **Term:** **14 Years**
- (21) **Appl. No.:** **29/176,597**
- (22) **Filed:** **Feb. 24, 2003**
- (51) **LOC (7) Cl.** **07-01**
- (52) **U.S. Cl.** **D7/306; D7/313**
- (58) **Field of Search** D7/300, 312, 306,
D7/313; D23/205, 207; 222/146.6, 144,
469, 183, 129.1, 185.1

- D431,145 S * 9/2000 Woebcke et al. D7/306
- D450,214 S * 11/2001 Woebcke et al. D7/306
- D464,226 S * 10/2002 Lassota et al. D7/306
- D482,229 S * 11/2003 Essig et al. D7/313

* cited by examiner

Primary Examiner—M N. Pandozzi

(74) *Attorney, Agent, or Firm*—Flynn, Thiel, Boutell & Tanis, P.C.

(57) **CLAIM**

The ornamental design of a jug, as shown and described.

DESCRIPTION

FIG. 1 is a front elevational view of a jug according to the present invention and showing a carrying handle in a raised position.

FIG. 2 is a front elevational view of the jug and showing the handle in a lowered storage position.

FIG. 3 is a left side elevational view of the jug shown in FIG. 2, the right side view being substantially the same.

FIG. 4 is a top view of the jug as shown in FIG. 2; and, FIG. 5 is a bottom view of the jug shown in FIG. 2.

(56) **References Cited**

U.S. PATENT DOCUMENTS

- D198,597 S * 7/1964 Gran D7/300
- D200,655 S * 3/1965 De Fano D7/313
- D240,624 S * 7/1976 MacMurray D23/207
- D356,713 S * 3/1995 Groover D7/306
- D360,332 S * 7/1995 Mann D7/306

1 Claim, 5 Drawing Sheets






FIG. 1




FIG. 2




FIG. 3

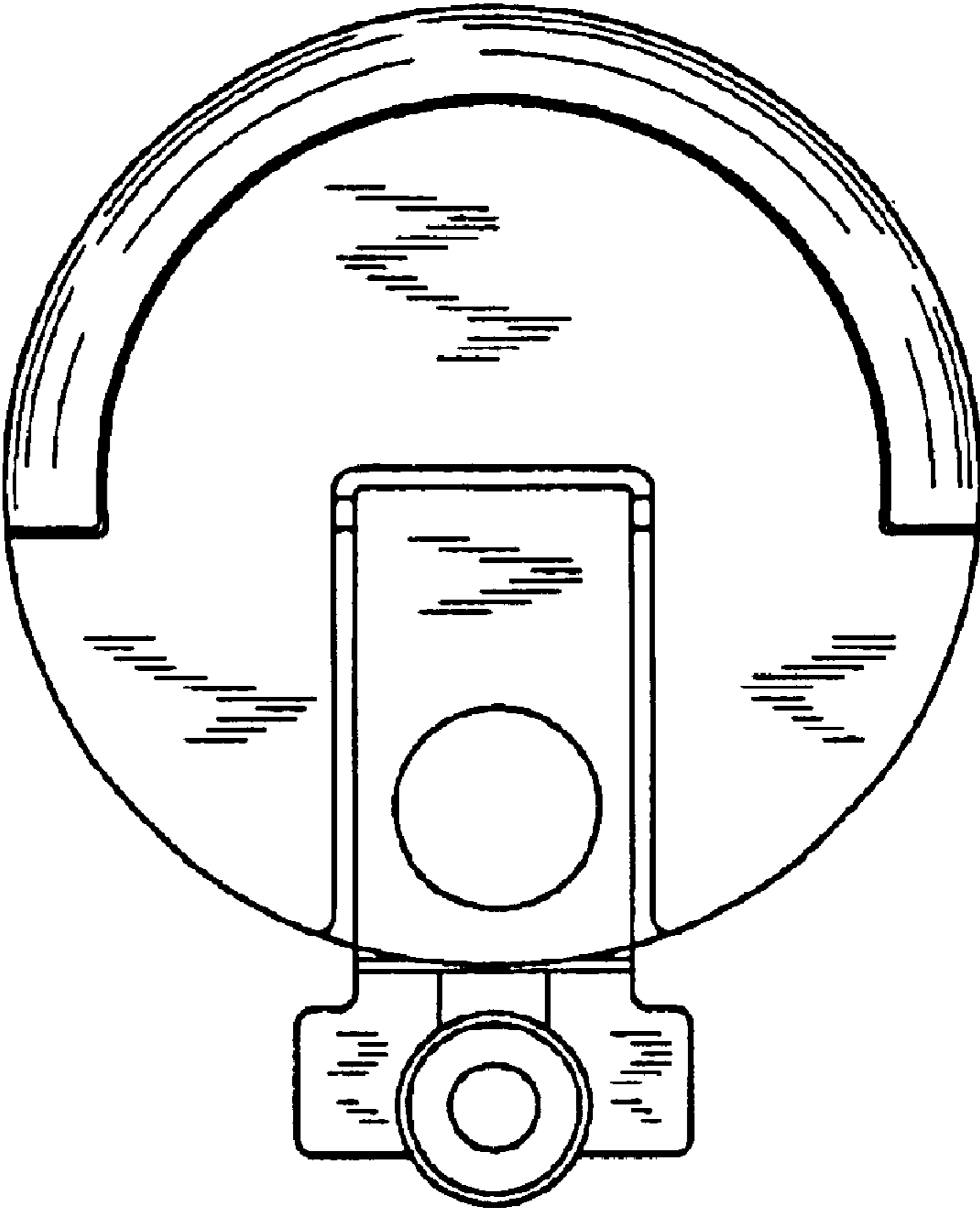


FIG. 4

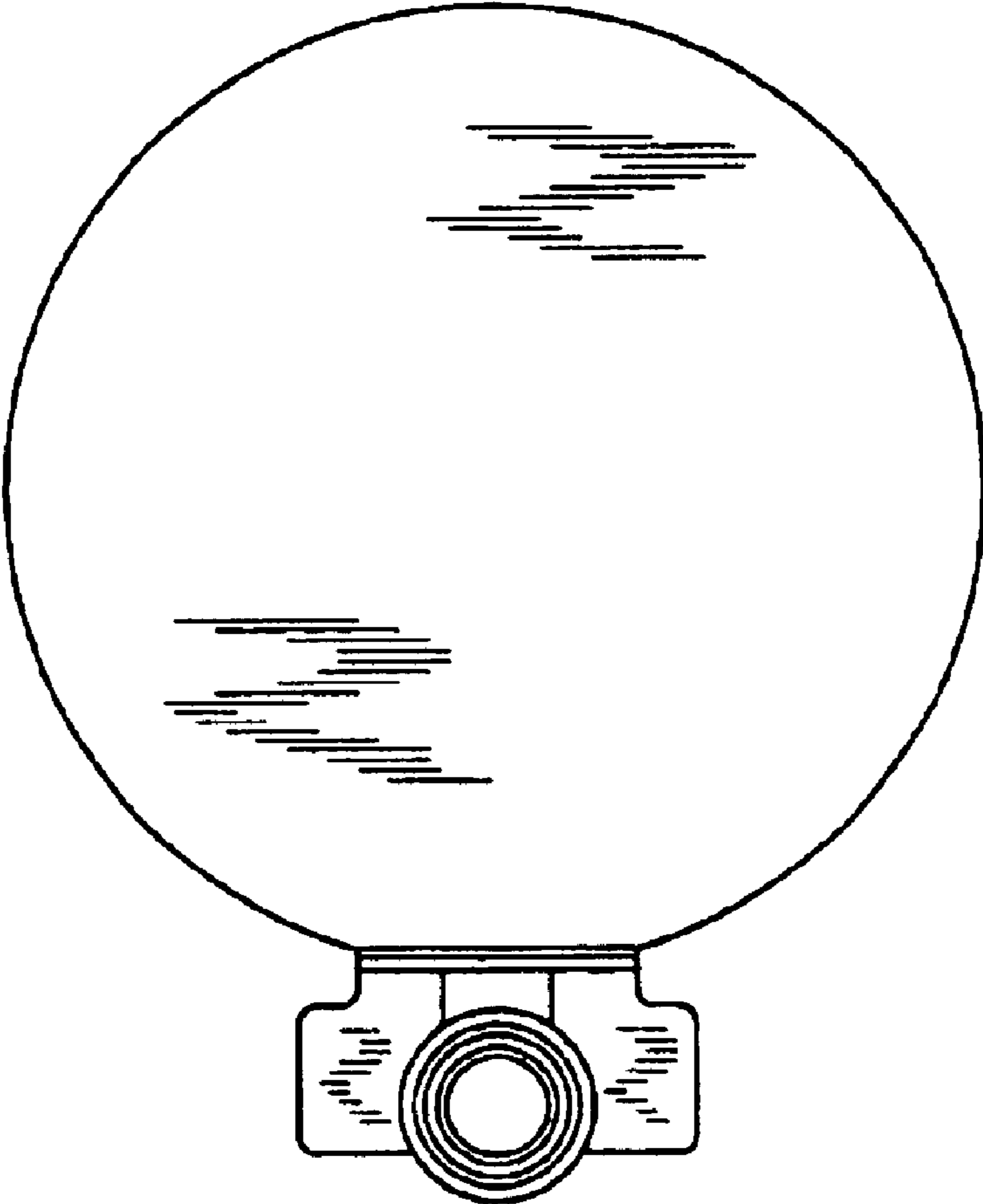


FIG. 5