

US00D502833S

(12) **United States Design Patent**  
**Mendini**

(10) **Patent No.: US D502,833 S**  
(45) **Date of Patent: \*\* Mar. 15, 2005**

(54) **WALL DISPLAY FOR WATCHES**  
(75) **Inventor: Francesco Mendini, Milan (IT)**  
(73) **Assignee: Swatch AG, Bienne (CH)**  
(\*\*) **Term: 14 Years**  
(21) **Appl. No.: 29/198,445**  
(22) **Filed: Jan. 29, 2004**

**Related U.S. Application Data**

(62) **Division of application No. 29/165,218, filed on Aug. 7, 2002, now Pat. No. Des. 492,506.**

(30) **Foreign Application Priority Data**

Feb. 8, 2002 (WO) ..... DM/058 855

(51) **LOC (7) Cl. .... 06-04**  
(52) **U.S. Cl. .... D6/553**  
(58) **Field of Search ..... D6/553, 559, 567, D6/573; 211/1, 13.1, 85.2, 70.1, 71.01, 72, 86.01, 87.01; 248/176.1, 309.1, 902; 206/6.1, 461, 566**

(56) **References Cited**

**U.S. PATENT DOCUMENTS**

D276,781 S 12/1984 McIntire, Jr. .... D6/553  
D398,465 S 9/1998 Wieder ..... D6/513  
D458,782 S 6/2002 Shea ..... D6/513  
D494,798 S 8/2004 Rodon et al. .... D6/559

*Primary Examiner*—Brian N Vinson

(74) *Attorney, Agent, or Firm*—Collen IP; Donald J. Kanft

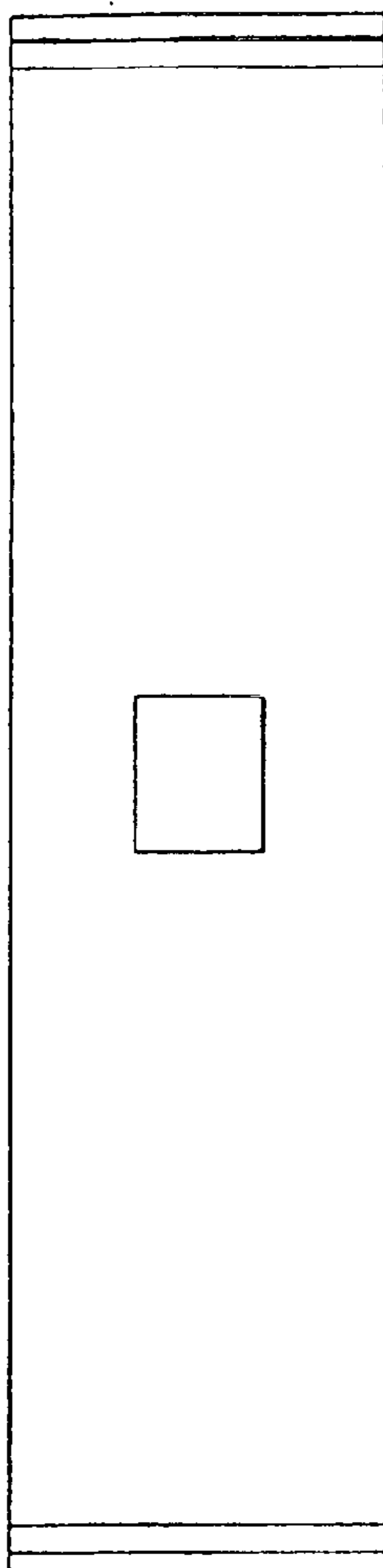
(57) **CLAIM**

The ornamental design for a wall display for watches, as shown and described.

**DESCRIPTION**

FIG. 1 is a front view of a wall display for watches;  
FIG. 2 is a back view thereof;  
FIG. 3 is a side view thereof;  
FIG. 4 is a top view thereof;  
FIG. 5 is a bottom view thereof; and,  
FIG. 6 is a perspective view thereof.

**1 Claim, 1 Drawing Sheet**



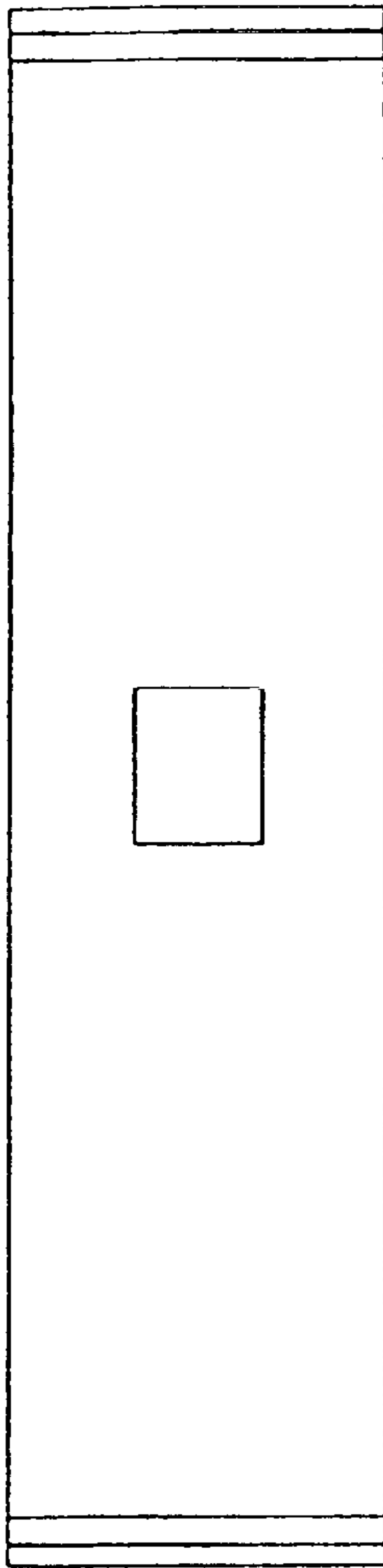


Figure 1

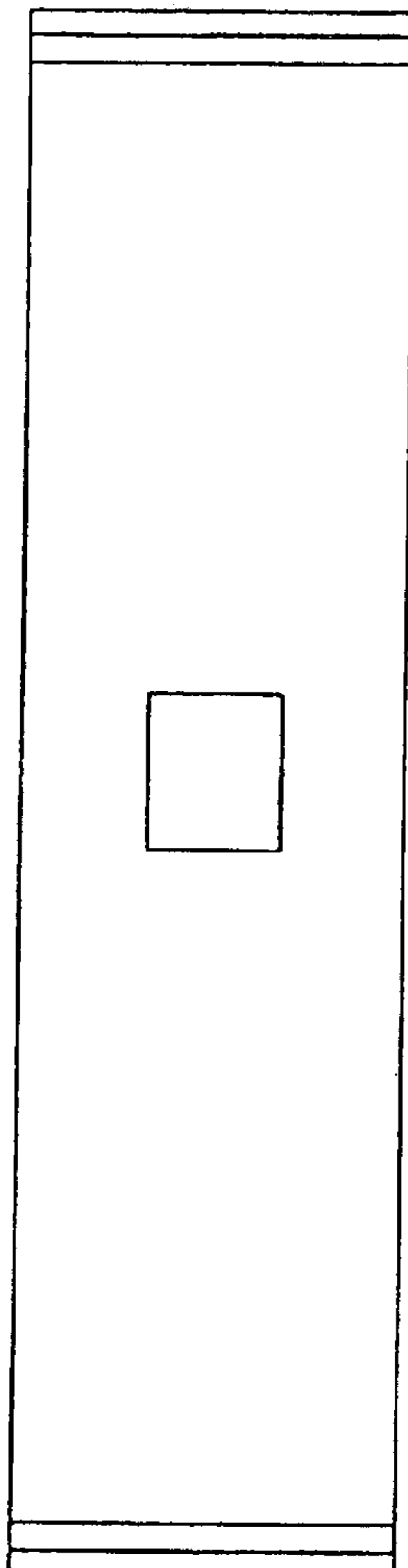


Figure 2




Figure 3

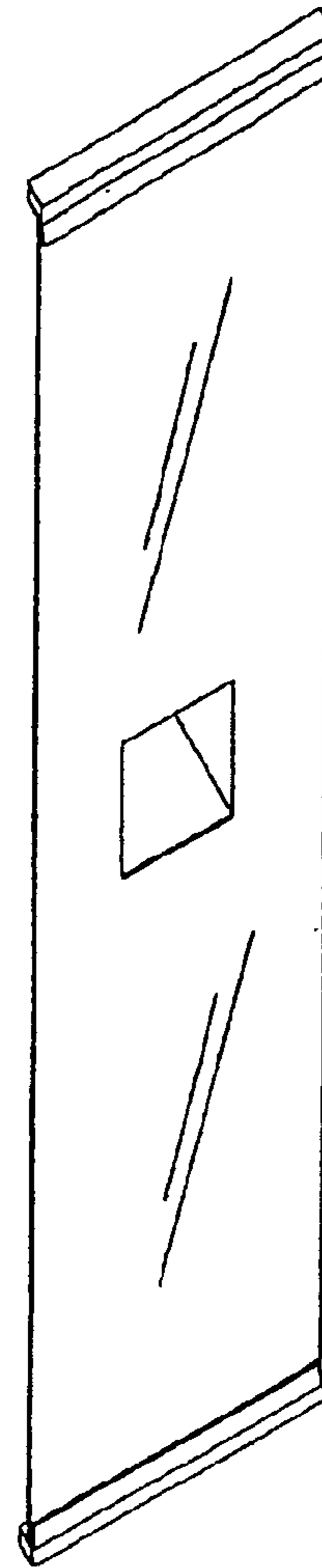


Figure 6




Figure 4

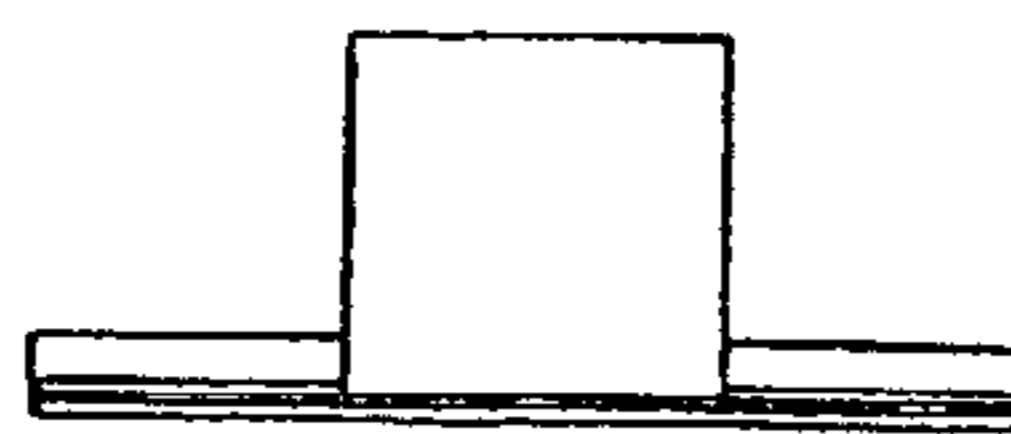


Figure 5