



US00D502812S

(12) **United States Design Patent**  
**Zimmerman**

(10) **Patent No.:** **US D502,812 S**  
(45) **Date of Patent:** **\*\* Mar. 15, 2005**

(54) **CONTAINER WITH DRAWER**

D478,208 S 8/2003 Cassel ..... D3/273  
D483,965 S \* 12/2003 Cassel ..... D6/448

(75) **Inventor:** **Larry Gene Zimmerman**, Hollis, NH  
(US)

(73) **Assignee:** **Sterilite Corporation**, Townsend, MA  
(US)

(\*\*) **Term:** **14 Years**

(21) **Appl. No.:** **29/198,554**

(22) **Filed:** **Jan. 30, 2004**

(51) **LOC (7) Cl.** ..... **03-01**

(52) **U.S. Cl.** ..... **D3/297; D6/441; D6/448**

(58) **Field of Search** ..... **D3/272, 273, 283,**  
**D3/294, 295, 296, 297; D6/441, 448; 312/290,**  
**108, 283, 330.1, 111; D9/425**

(56) **References Cited**

**U.S. PATENT DOCUMENTS**

D297,688 S	*	9/1988	Solomon et al.	.....	D6/448
D360,778 S	*	8/1995	Apt et al.	.....	D6/448
D363,396 S	*	10/1995	Licari	.....	D6/448
D372,378 S	*	8/1996	Kruger	.....	D6/448
5,816,674 A	*	10/1998	Manos et al.	.....	312/290
D445,568 S	*	7/2001	Lippisch	.....	D3/273
D468,130 S	*	1/2003	Licari	.....	D6/441
D468,932 S	*	1/2003	Licari	.....	D6/441

**OTHER PUBLICATIONS**

Rubbermaid, Large Clear Storage Drawer, 2001.  
IRIS, Stacking Drawer, 1998.

\* cited by examiner

*Primary Examiner*—Philip S. Hyder

(74) *Attorney, Agent, or Firm*—Wilmer Cutler Pickering  
Hale and Dorr LLP

(57) **CLAIM**

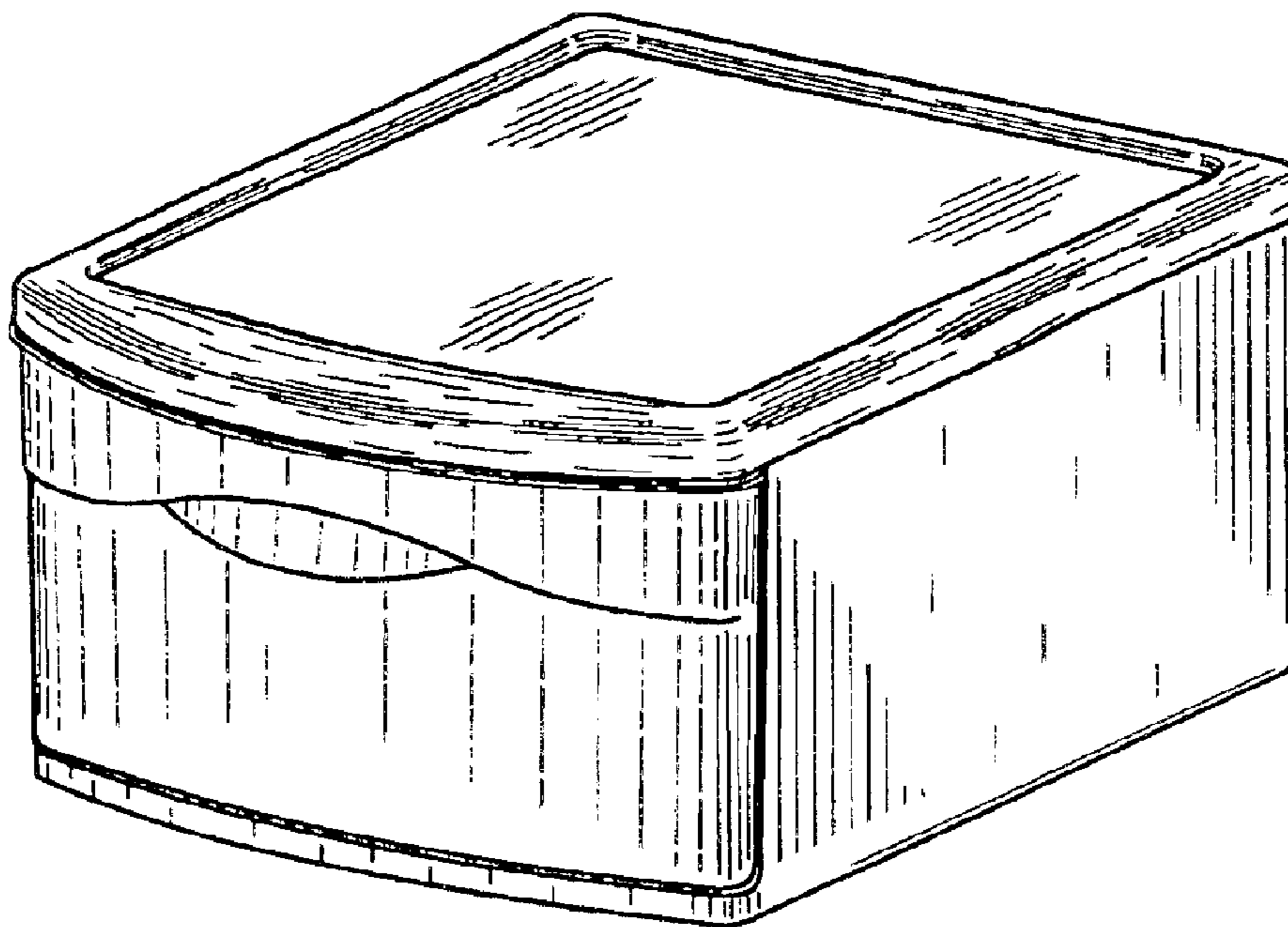
The ornamental design for a container with drawer, as shown.

**DESCRIPTION**

FIG. 1 is a perspective view of a container with drawer showing my new design;  
FIG. 2 is a front elevational view thereof;  
FIG. 3 is a rear elevational view thereof;  
FIG. 4 is a side elevational view thereof;  
FIG. 5 is a plan view thereof; and,  
FIG. 6 is a bottom view thereof.

The dashed lines for support ribs in FIG. 6 form no part of the design to be patented.

**1 Claim, 2 Drawing Sheets**



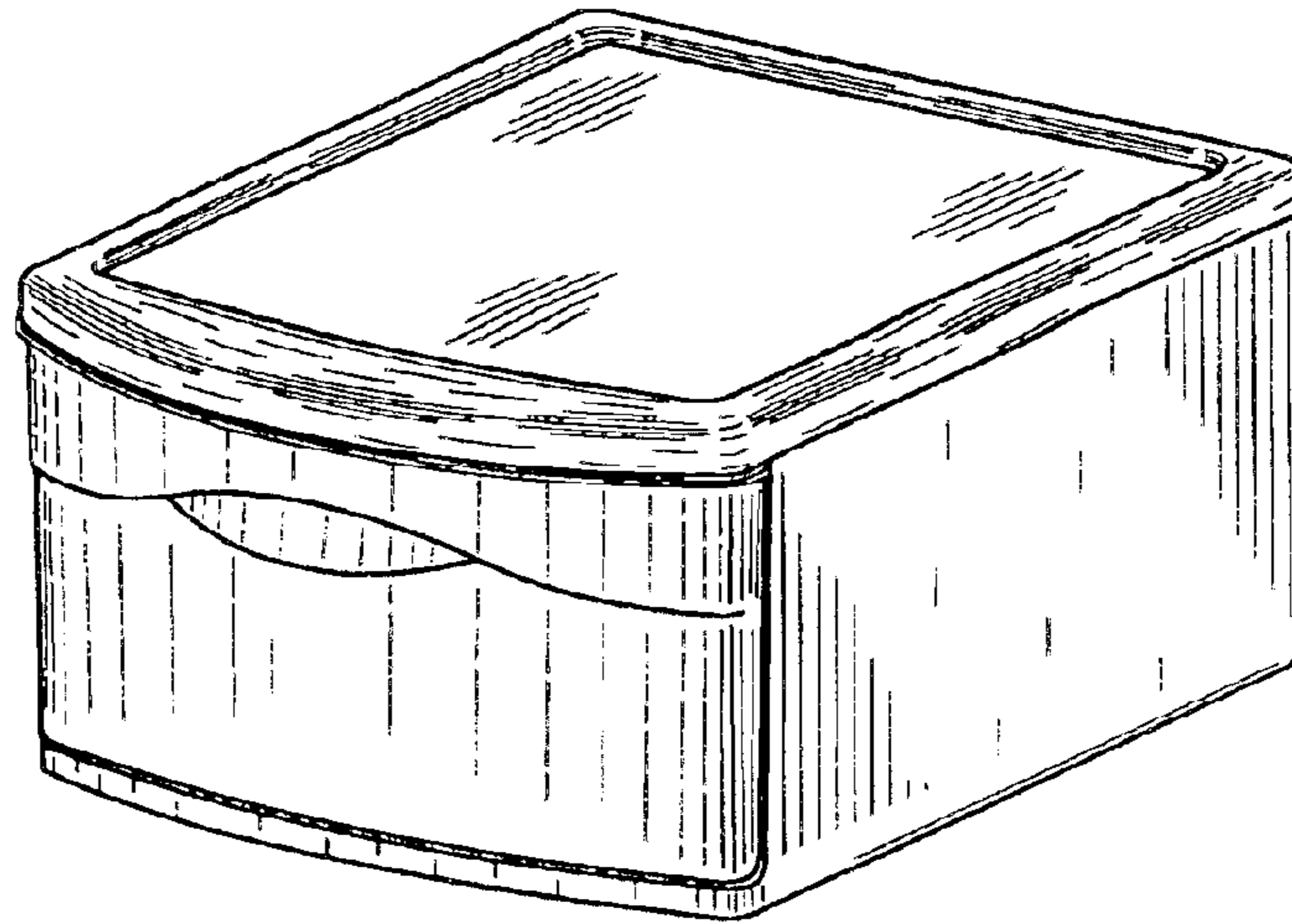


FIG. 1

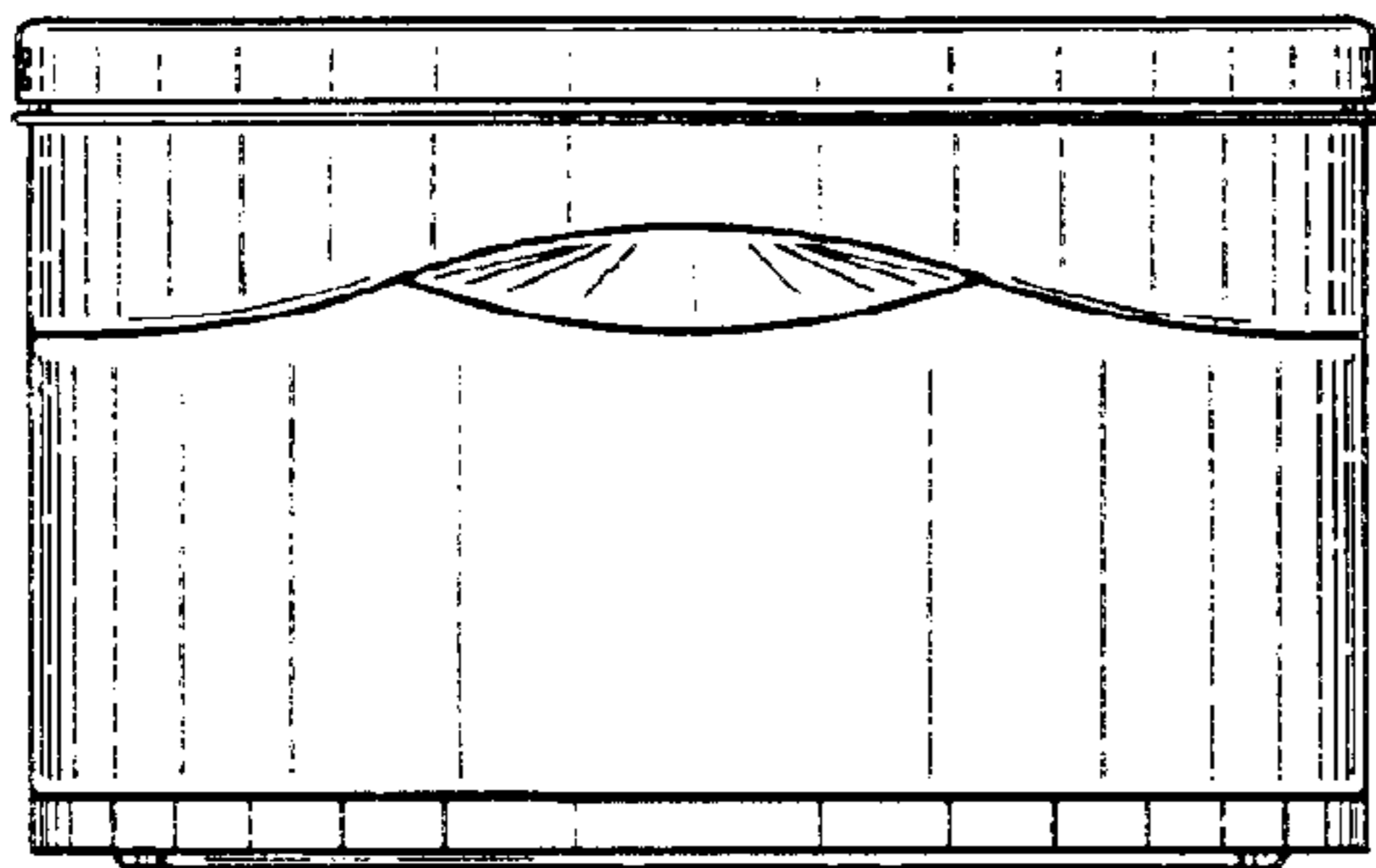


FIG. 2




FIG. 3

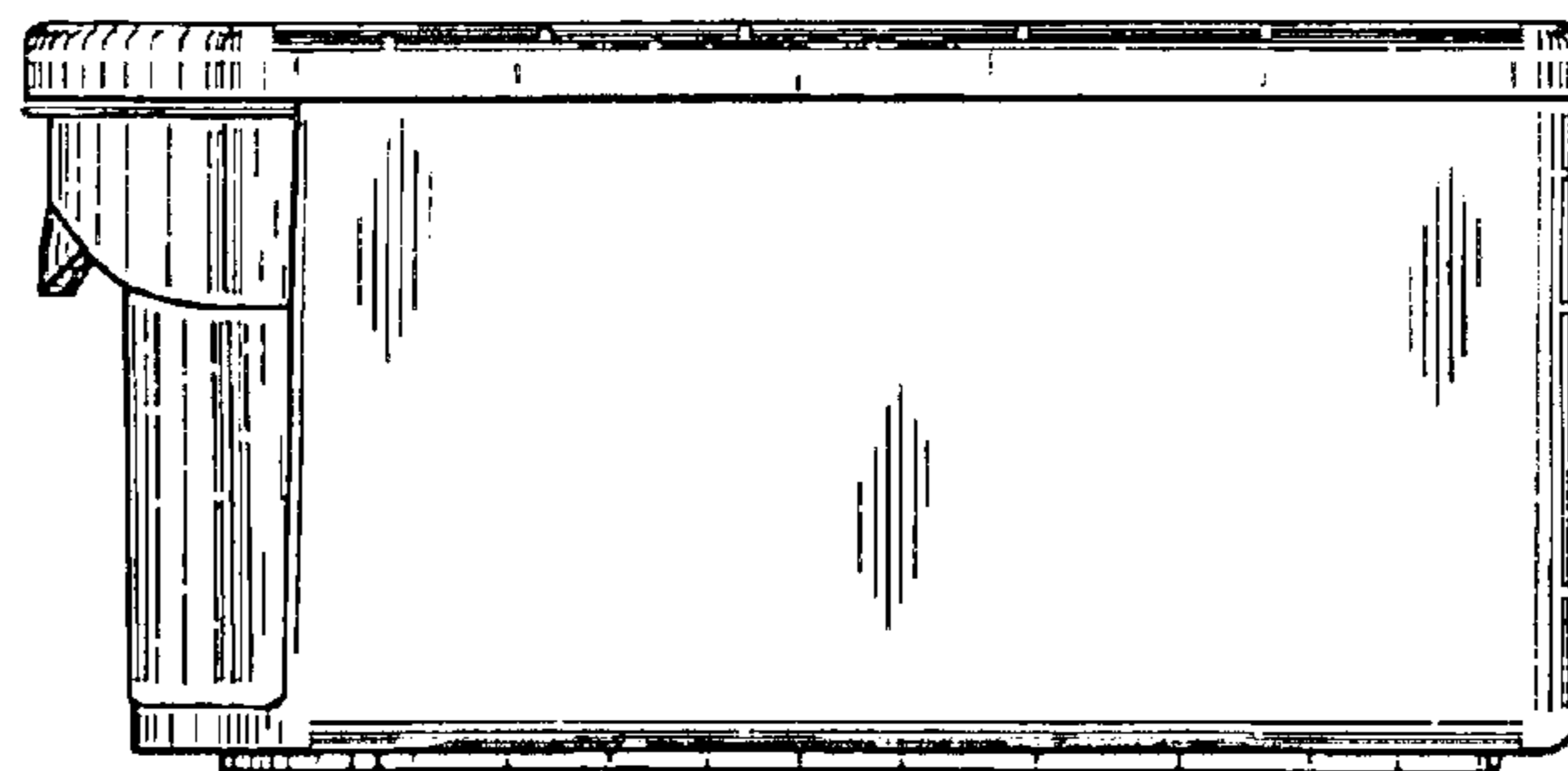


FIG. 4




FIG. 5

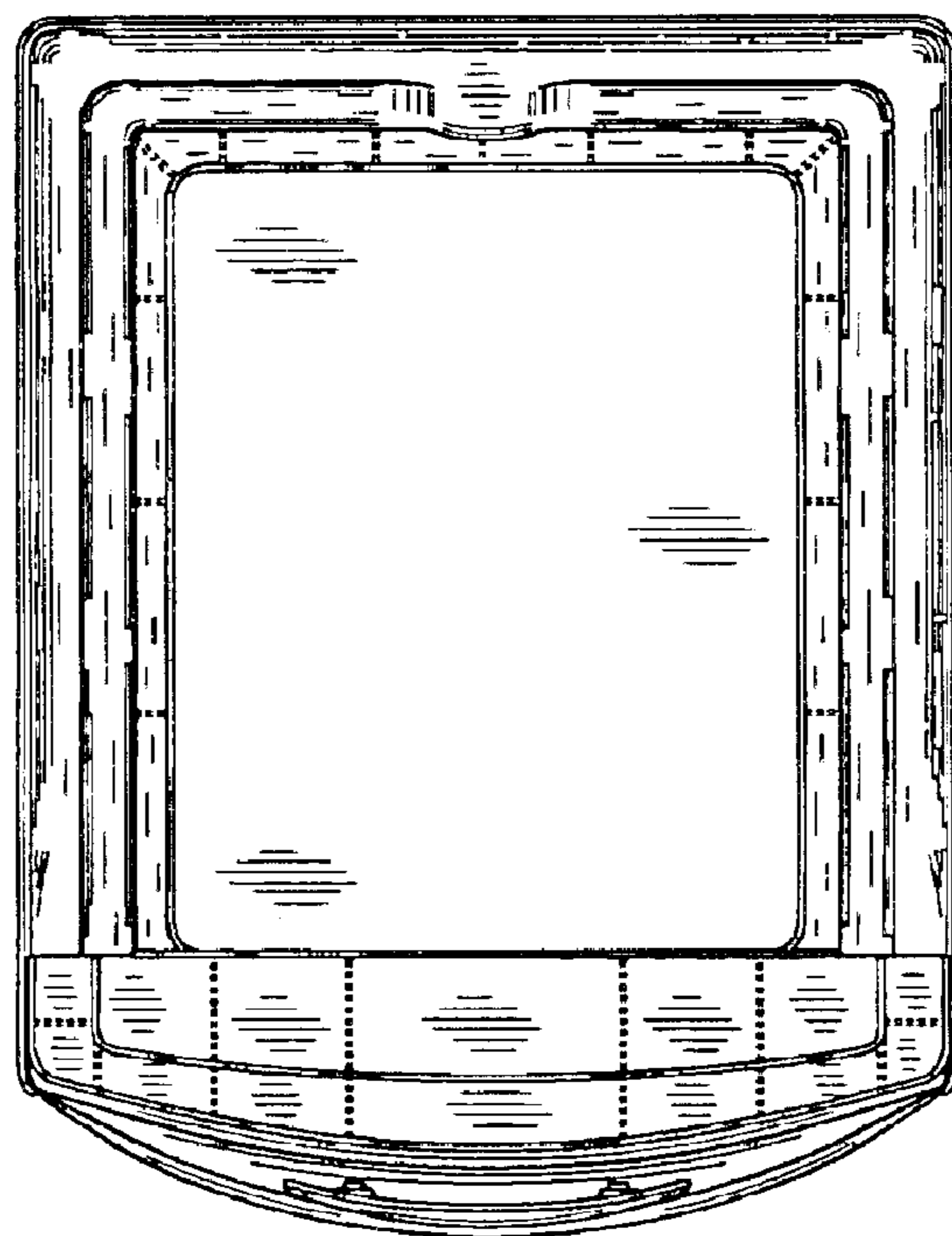


FIG. 6