

US00D502804S

(12) **United States Design Patent**
Delafontaine

(10) **Patent No.:** **US D502,804 S**
(45) **Date of Patent:** **** Mar. 15, 2005**

(54) **HANDBAG**

D452,073 S 12/2001 Cassegrain

(75) **Inventor:** **Sophie Delafontaine, Paris (FR)**

OTHER PUBLICATIONS

(73) **Assignee:** **S.A.S. Jean Cassegrain, Paris (FR)**

Longchamp–Paris, Les Pliages, Spring 2002, Catalogue, Paris, France.

(**) **Term:** **14 Years**

* cited by examiner

(21) **Appl. No.:** **29/185,522**

Primary Examiner—Louis S. Zarfes

(22) **Filed:** **Jun. 27, 2003**

Assistant Examiner—Monica A Weingart

(51) **LOC (7) Cl. 03-01**

(74) *Attorney, Agent, or Firm*—Gottlieb, Rackman & Reisman, P.C.

(52) **U.S. Cl. D3/243**

(57) **CLAIM**

(58) **Field of Search** D3/232, 233, 241, D3/243, 245, 246, 244, 234, 238, 301, 303; 150/114, 117, 103, 104, 106, 111, 127, 128, 130, 900; 190/103, 109, 113, 115, 900, 903, 1, 102, 104, 105, 106, 107, 110, 902; 383/6, 31, 37, 38, 40, 66, 78, 98, 2, 4, 30, 120

The ornamental design for a handbag, as shown and described.

DESCRIPTION

(56) **References Cited**

U.S. PATENT DOCUMENTS

905,034 A	*	11/1908	Weidemann	D3/241
1,137,047 A	*	4/1915	Bushwick	D3/233
D157,266 S	*	2/1950	Kiernan	D3/900
D160,147 S	*	9/1950	Chase	D3/233
D246,939 S	*	1/1978	Casser	D3/233
D249,593 S	*	9/1978	Glaser	D3/245

FIG. 1 is a bottom plan view of a handbag showing my new design;
FIG. 2 is a front elevation view thereof;
FIG. 3 is a right side elevation view thereof, the left side elevation view being a mirror image thereof;
FIG. 4 is a top plan view thereof; and,
FIG. 5 is a rear elevation view thereof.
The broken line showing of stitching, in FIGS. 1–5, and a zipper pull, in FIGS. 2–5, is for illustrative purposes only and forms no part of the claimed design.

1 Claim, 2 Drawing Sheets

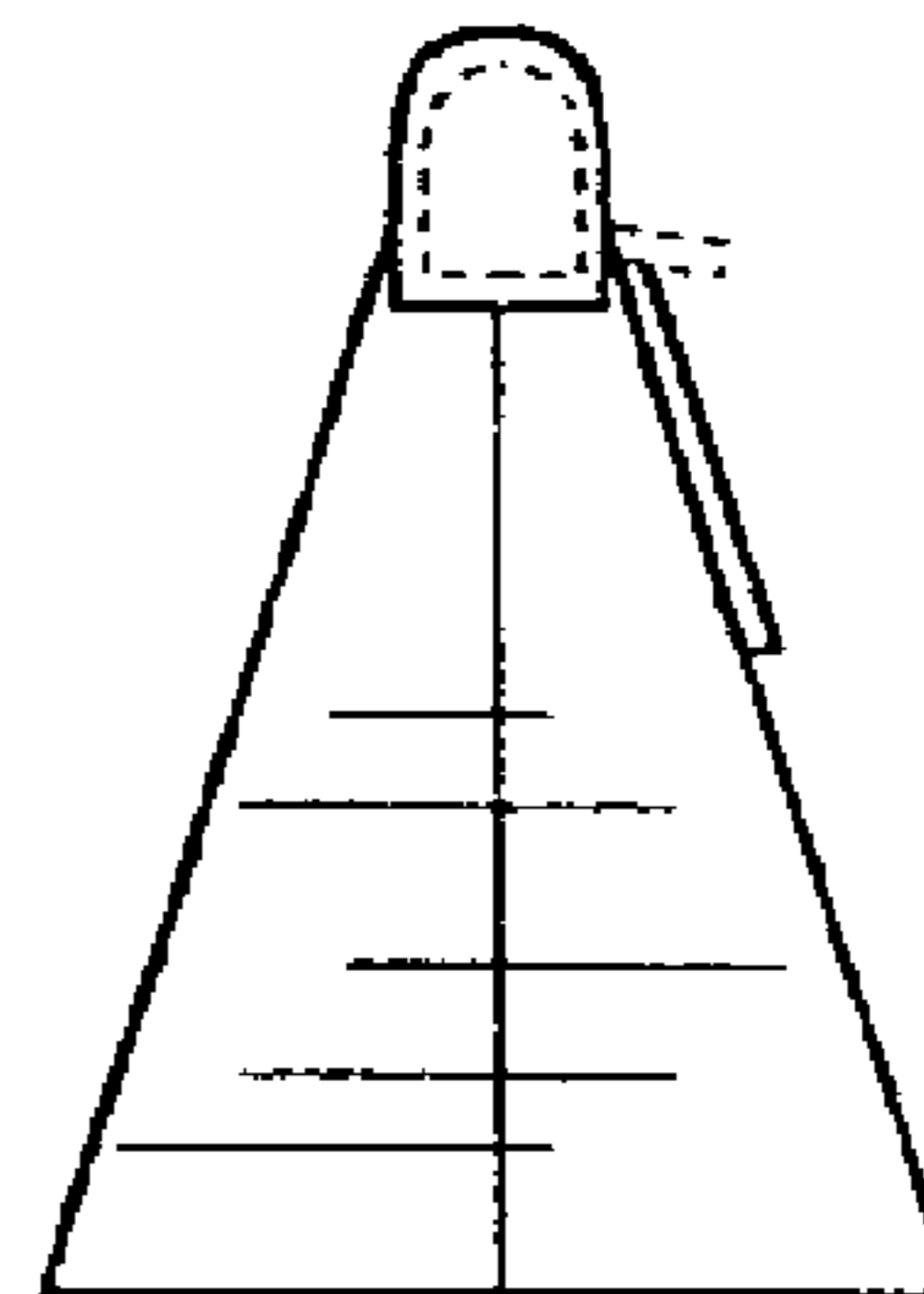
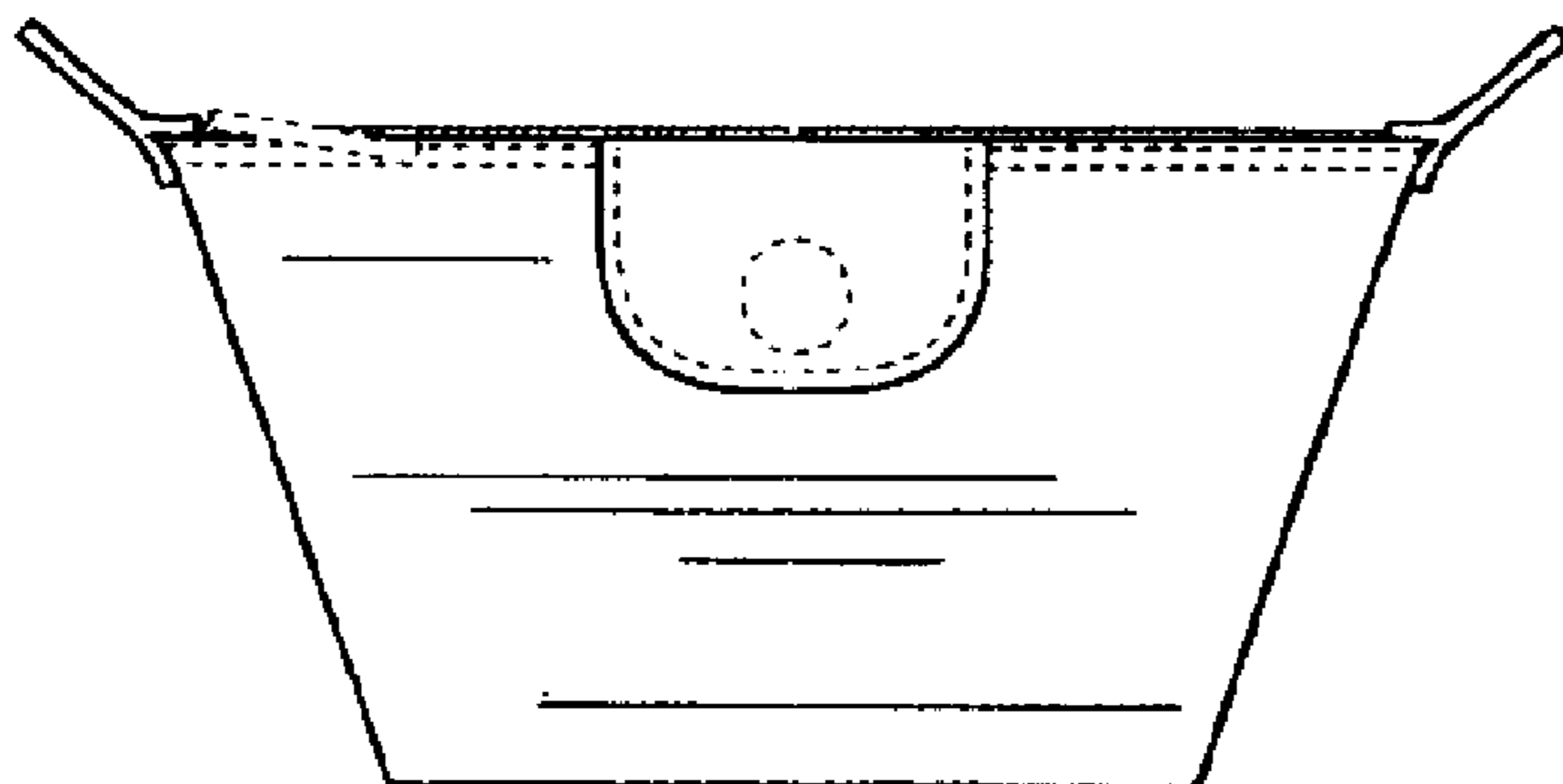


FIG. 1




FIG. 2

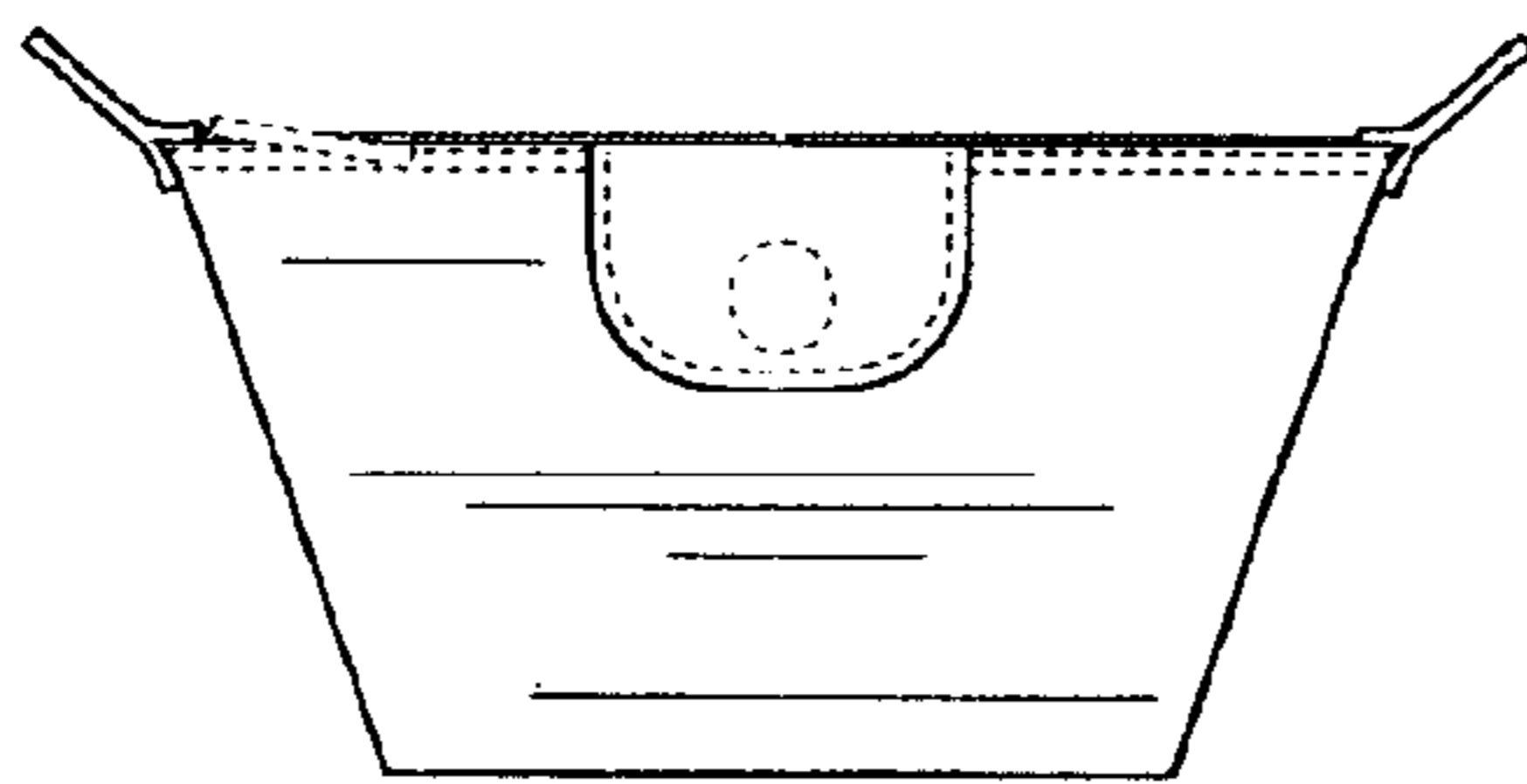


FIG. 3

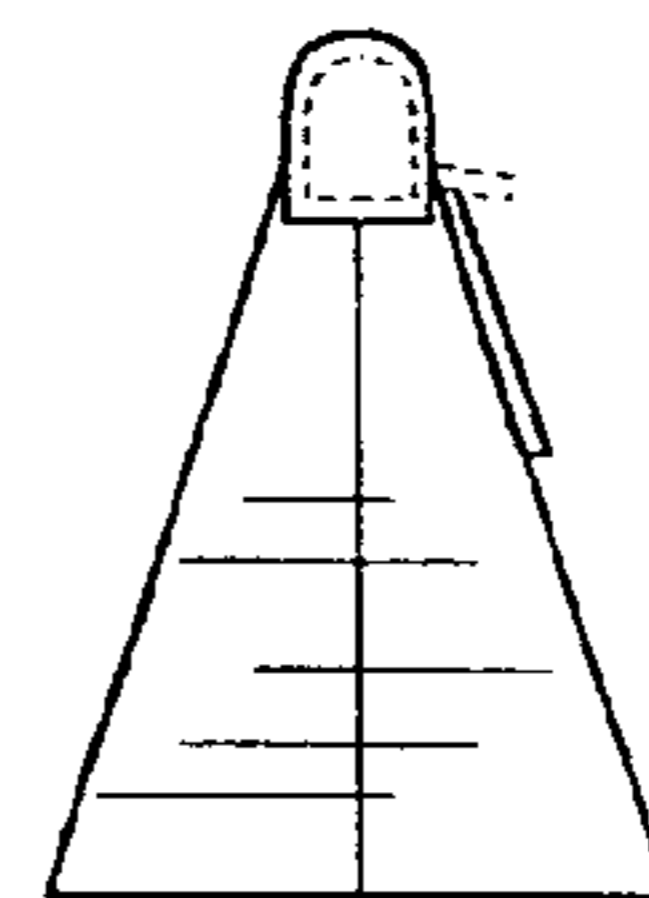
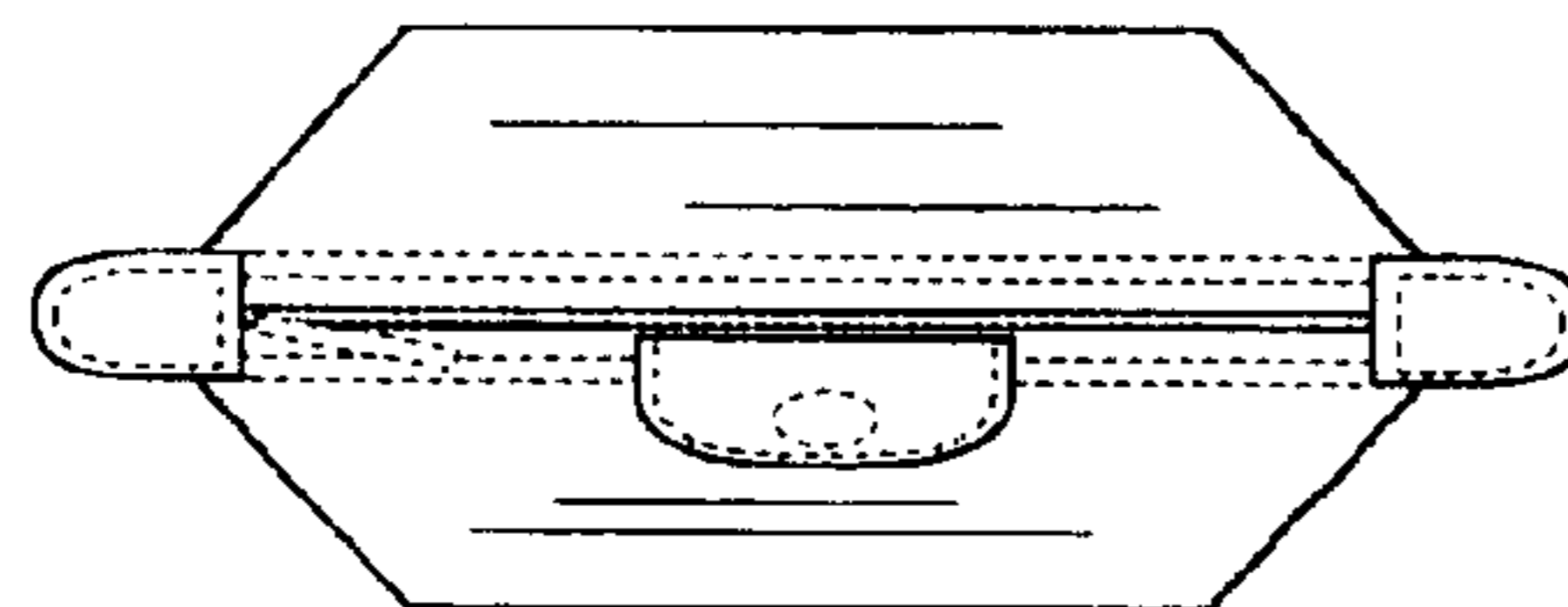


FIG. 4






FIG. 5