

US00D502779S

(12) **United States Design Patent**
Kikuchi

(10) **Patent No.:** **US D502,779 S**
(45) **Date of Patent:** **** Mar. 8, 2005**

(54) **FRONT COMBINATION LAMP FOR AN AUTOMOBILE**

(75) **Inventor:** **Takefumi Kikuchi, Saitama (JP)**

(73) **Assignee:** **Honda Giken Kogyo Kabushiki Kaisha, Tokyo (JP)**

(**) **Term:** **14 Years**

(21) **Appl. No.:** **29/189,766**

(22) **Filed:** **Sep. 11, 2003**

(30) **Foreign Application Priority Data**

Mar. 14, 2003 (JP) 2003-006757

(51) **LOC (7) Cl.** **26-04**

(52) **U.S. Cl.** **D26/28**

(58) **Field of Search** D26/28-36; 362/61,
362/80, 81, 82, 83, 83.4, 267, 269, 275,
330-340

(56) **References Cited**

U.S. PATENT DOCUMENTS

D473,665 S	*	4/2003	Tanabe et al.	D26/28
D479,755 S	*	9/2003	Yanada	D26/28
D481,144 S	*	10/2003	Takei	D26/28
D483,134 S	*	12/2003	Shih	D26/28

FOREIGN PATENT DOCUMENTS

JP	1074247	6/2000
JP	1097916	1/2001

OTHER PUBLICATIONS

Notification of Refusal with translation.

* cited by examiner

Primary Examiner—Marcus A. Jackson

(74) *Attorney, Agent, or Firm*—Westerman, Hattori, Daniels & Adrian, LLP

(57) **CLAIM**

The ornamental design for, front combination lamp for an automobile, as shown and described.

DESCRIPTION

FIG. 1 is a front elevation view of front combination lamp for an automobile, showing our new design; FIG. 2 is a rear elevation view thereof; FIG. 3 is a top plan view thereof; FIG. 4 is a bottom plan view thereof; FIG. 5 is a right side elevation view thereof; FIG. 6 is a left side elevation view thereof; FIG. 7 is a perspective view thereof; and, FIG. 8 is another perspective view thereof.

1 Claim, 8 Drawing Sheets




Fig. 1




Fig. 2




Fig. 3




Fig. 4




Fig. 5

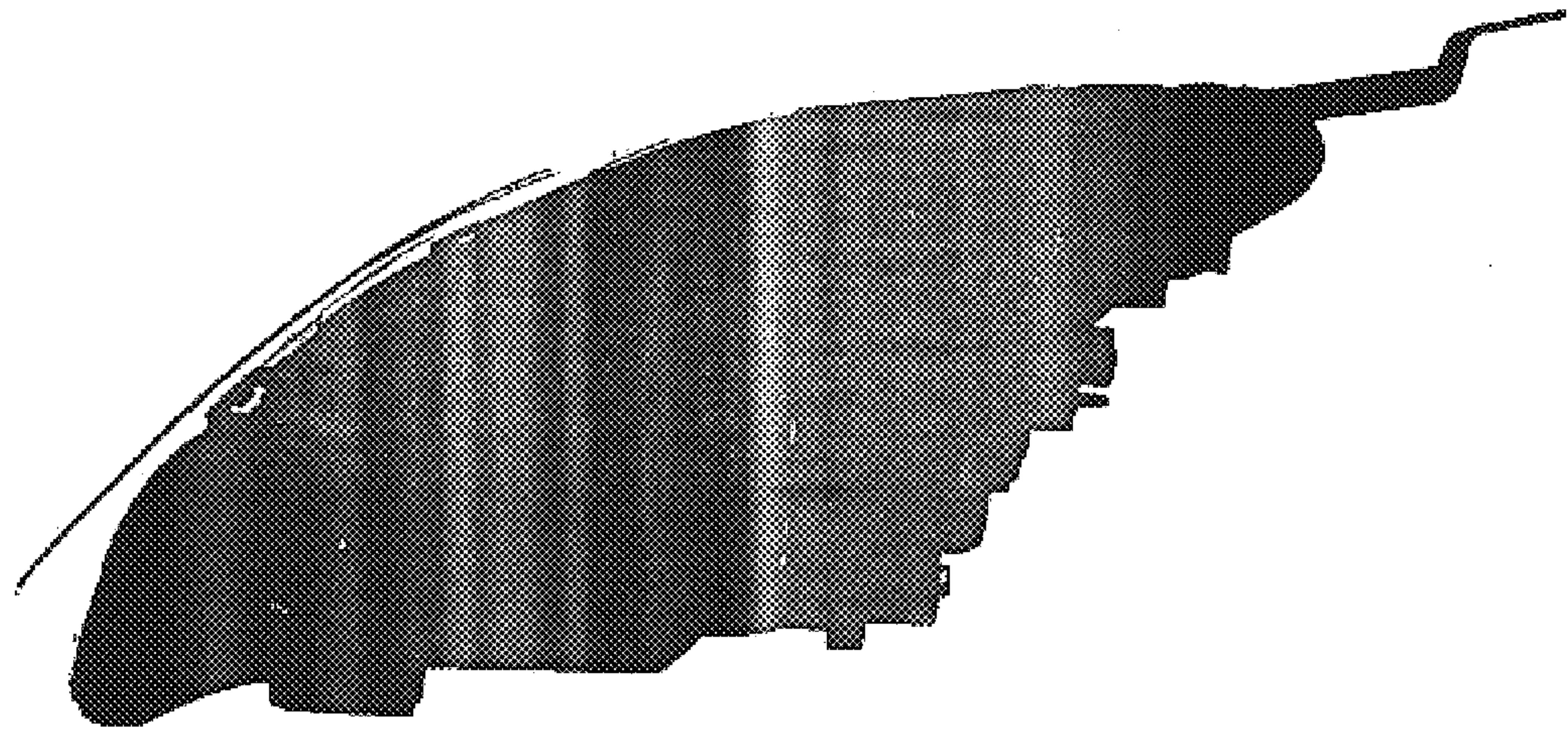


Fig. 6

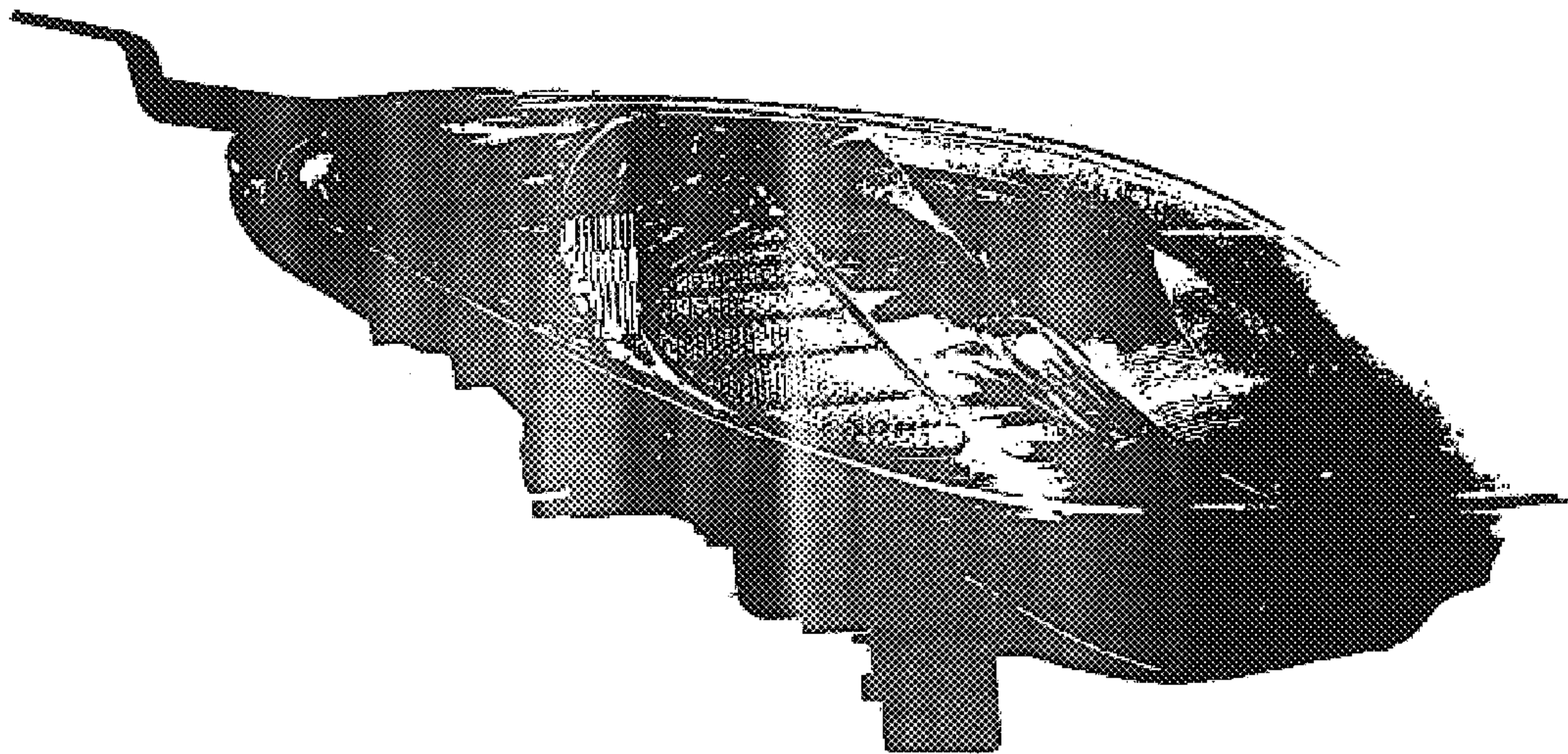


Fig. 7




Fig. 8

