

US00D502750S

(12) **United States Design Patent**
Chen

(10) **Patent No.:** **US D502,750 S**
(45) **Date of Patent:** **** Mar. 8, 2005**

(54) **GOLF CLUB GRIP**

D427,654 S * 7/2000 Cleveland et al. D21/756

(76) **Inventor:** **Yung-Hsiang Chen**, 2416 Gehrig St.,
Unit B, West Covina, CA (US) 91792

* cited by examiner

(**) **Term:** **14 Years**

Primary Examiner—Mitchell Siegel

(21) **Appl. No.:** **29/196,500**

(74) *Attorney, Agent, or Firm*—Raymond Y. Chan; David
and Raymond Patent Group

(22) **Filed:** **Dec. 29, 2003**

(57) **CLAIM**

The ornamental design for a golf club grip, as shown.

(51) **LOC (7) Cl.** **21-02**

DESCRIPTION

(52) **U.S. Cl.** **D21/756**

FIG. 1 is a perspective view showing my new design.

(58) **Field of Search** D21/756; 473/300-303

FIG. 2 is a front view thereof.

(56) **References Cited**

FIG. 3 is a rear view thereof.

U.S. PATENT DOCUMENTS

FIG. 4 is a left end view thereof.

D210,394 S * 3/1968 Baker D21/756

FIG. 5 is a right end view thereof.

D210,468 S * 3/1968 Brewer D21/756


FIG. 6 is a top view thereof; and,

D379,394 S * 5/1997 Fortis D21/756

FIG. 7 is a bottom view thereof.

D424,147 S * 5/2000 Vela D21/756

1 Claim, 3 Drawing Sheets






FIG. 1




FIG. 3




FIG. 2

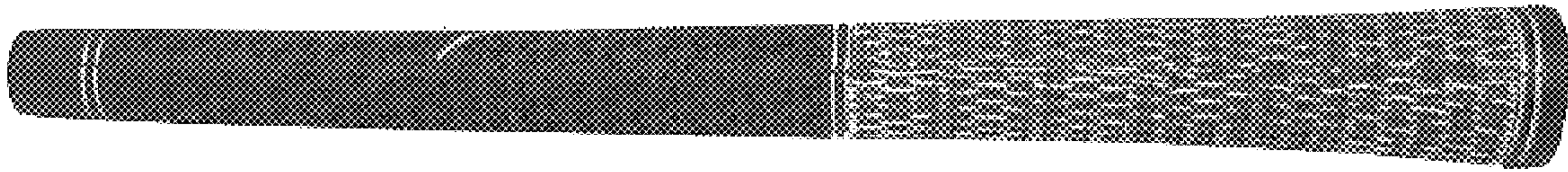


FIG. 4




FIG. 5




FIG. 6




FIG. 7