

US00D502738S

(12) **United States Design Patent**
Bain et al.

(10) **Patent No.: US D502,738 S**
(45) **Date of Patent: ** Mar. 8, 2005**

- (54) **CAP FOR A WRITING INSTRUMENT**
- (75) Inventors: **Charles E. Bain**, West Dundee, IL
(US); **Bret Marschand**, Oak Park, IL
(US)
- (73) Assignee: **Sanford L.P.**, Freeport, IL (US)
- (**) Term: **14 Years**
- (21) Appl. No.: **29/189,713**
- (22) Filed: **Sep. 10, 2003**
- (51) **LOC (7) Cl.** **19-06**
- (52) **U.S. Cl.** **D19/57; D19/56**
- (58) **Field of Search** D19/35, 36, 41-51,
D19/53-58, 81-85; 401/98, 202, 213, 243,
244, 245, 246, 247, 262; D9/435, 434,
452, 454

- D455,180 S * 4/2002 Hasegawa D19/57
- D456,042 S 4/2002 Versace D19/50
- D456,842 S * 5/2002 Ono D19/36
- D457,185 S 5/2002 Ham D19/36
- D457,187 S 5/2002 Mittersinker et al. D19/51
- D462,718 S * 9/2002 Kobayashi D19/57
- D465,237 S 11/2002 Qiu D19/43
- D466,934 S 12/2002 Schung D19/50
- D469,806 S 2/2003 Chan D19/46
- D471,586 S * 3/2003 Geiselhart et al. D19/36
- D471,590 S 3/2003 Lecce D19/51
- D472,269 S 3/2003 Liu D19/55
- D472,272 S 3/2003 Koury et al. D19/57
- D472,576 S 4/2003 Koury et al. D19/43
- D472,577 S 4/2003 Sakuno et al. D19/51
- D472,578 S 4/2003 Plantz et al. D19/51
- D472,922 S 4/2003 Stropkay et al. D19/43
- D472,928 S 4/2003 Ikeda D19/51
- D482,724 S * 11/2003 Nishida D19/43
- D493,484 S * 7/2004 Shova et al. D19/43

* cited by examiner

(56) **References Cited**
U.S. PATENT DOCUMENTS

- 1,755,293 A * 4/1930 Goldstein D2/878
- D162,867 S * 4/1951 Olson D19/57
- D279,114 S * 6/1985 Adell D19/42
- D322,629 S * 12/1991 Hayes D19/36
- D367,076 S 2/1996 Boix Gacia D19/51
- D387,803 S 12/1997 Izushima D19/57
- D388,119 S 12/1997 Kuramoto D19/51
- D391,294 S 2/1998 Izushima D19/57
- D400,579 S 11/1998 Ham D19/36
- D404,428 S 1/1999 Takahashi D19/49
- D407,436 S 3/1999 Chevalier et al. D19/43
- D408,854 S 4/1999 Katami D19/51
- D416,941 S 11/1999 Chevalier et al. D19/51
- D425,121 S 5/2000 Bardet D19/53
- D436,127 S 1/2001 Hung D19/43
- D441,793 S 5/2001 Takemura D19/51
- D447,175 S 8/2001 Blom et al. D19/46
- D452,529 S 12/2001 Tsuchida D19/66

Primary Examiner—Martie K. Holtje
(74) *Attorney, Agent, or Firm*—Marshall, Gerstein & Borun
LLP

(57) **CLAIM**

The ornamental design for a “cap for a writing instrument,”
as shown and described.

DESCRIPTION

FIG. 1 is a left side perspective view taken from the side and
below showing our new design;
FIG. 2 is a front elevational view thereof;
FIG. 3 is a left side elevational view, the right side eleva-
tional view being a mirror image thereof;
FIG. 4 is a bottom view thereof;
FIG. 5 is a plan view thereof; and,
FIG. 6 is a rear view thereof.

1 Claim, 1 Drawing Sheet

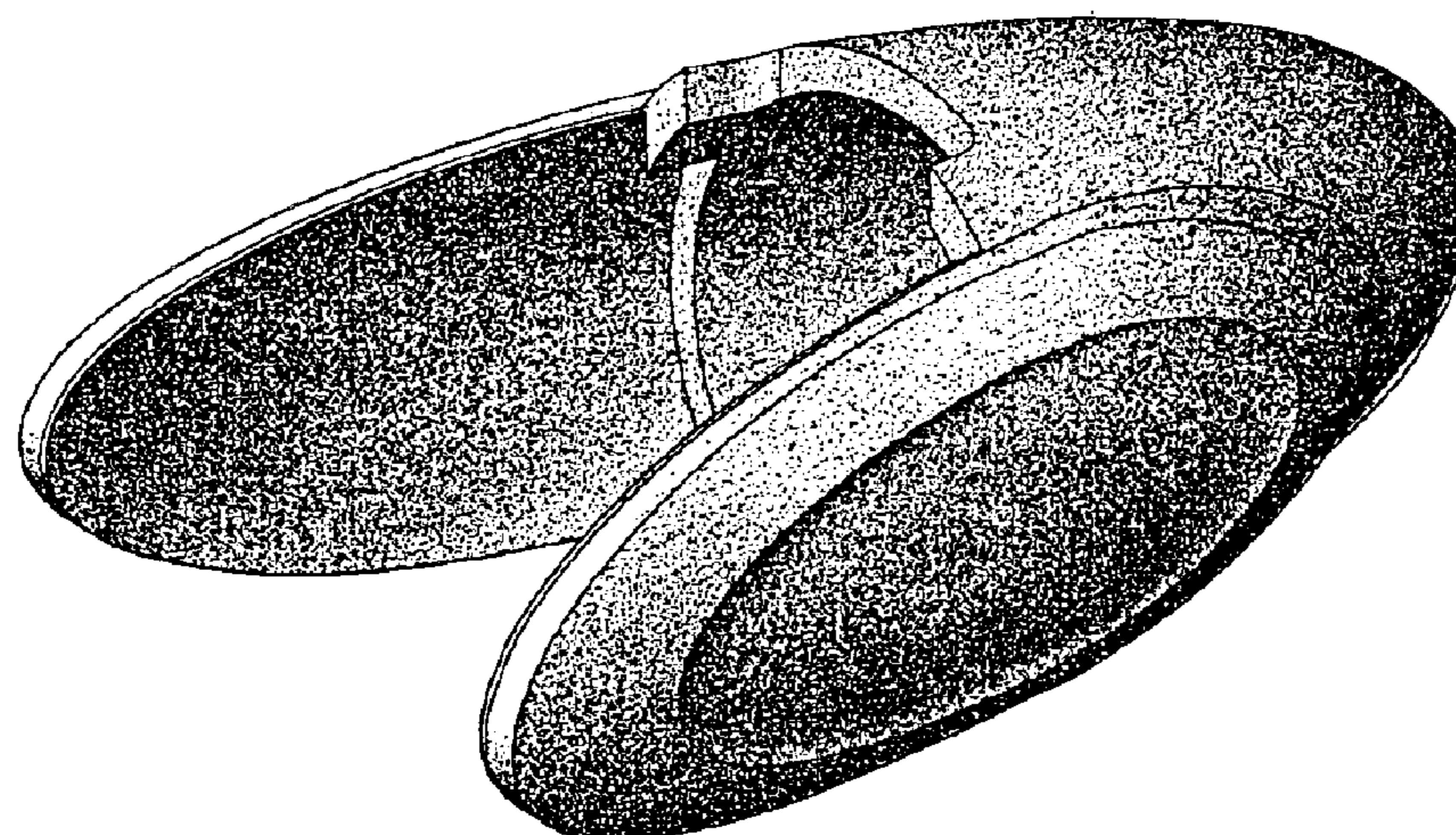


FIG. 2

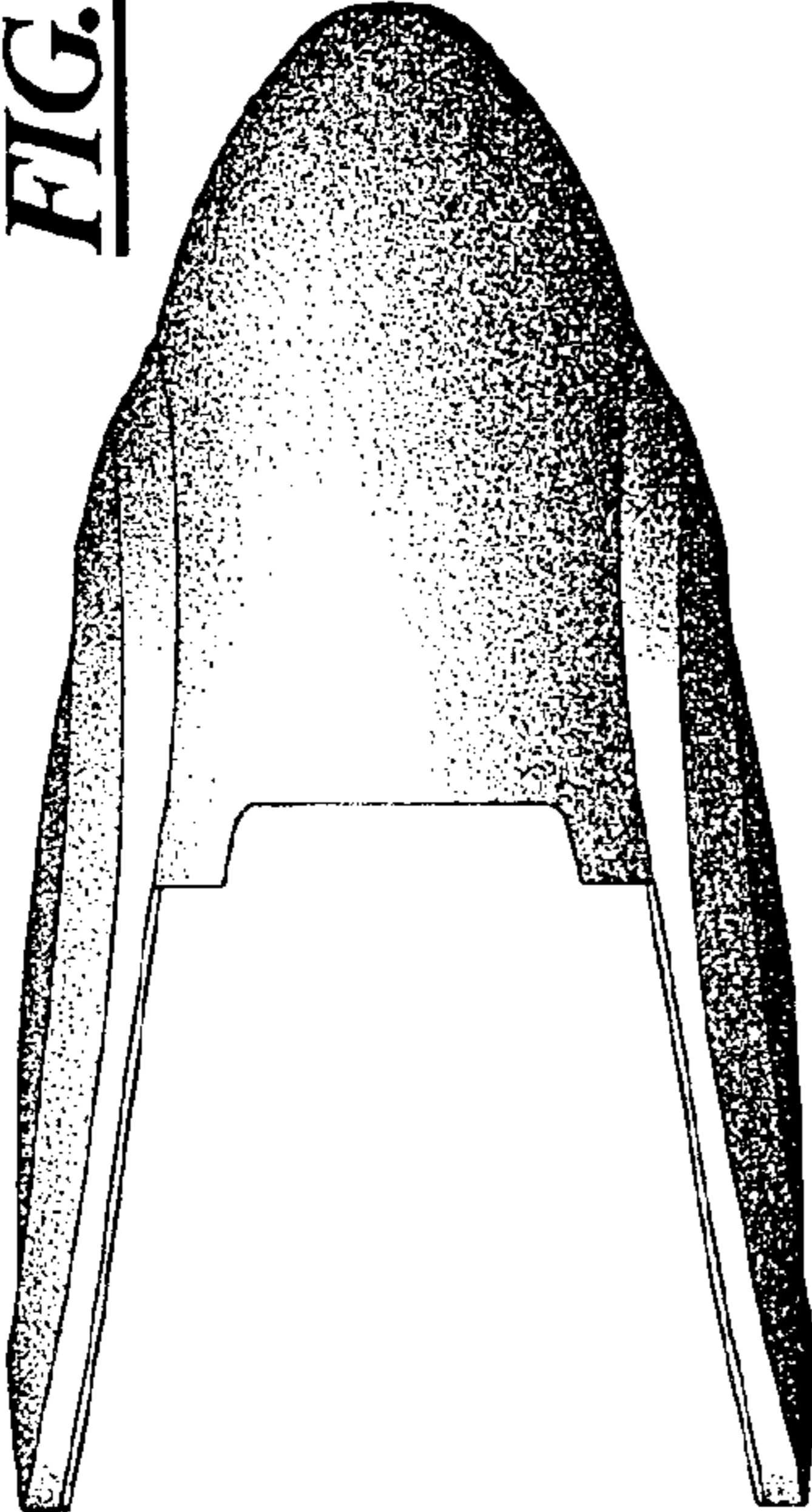


FIG. 6

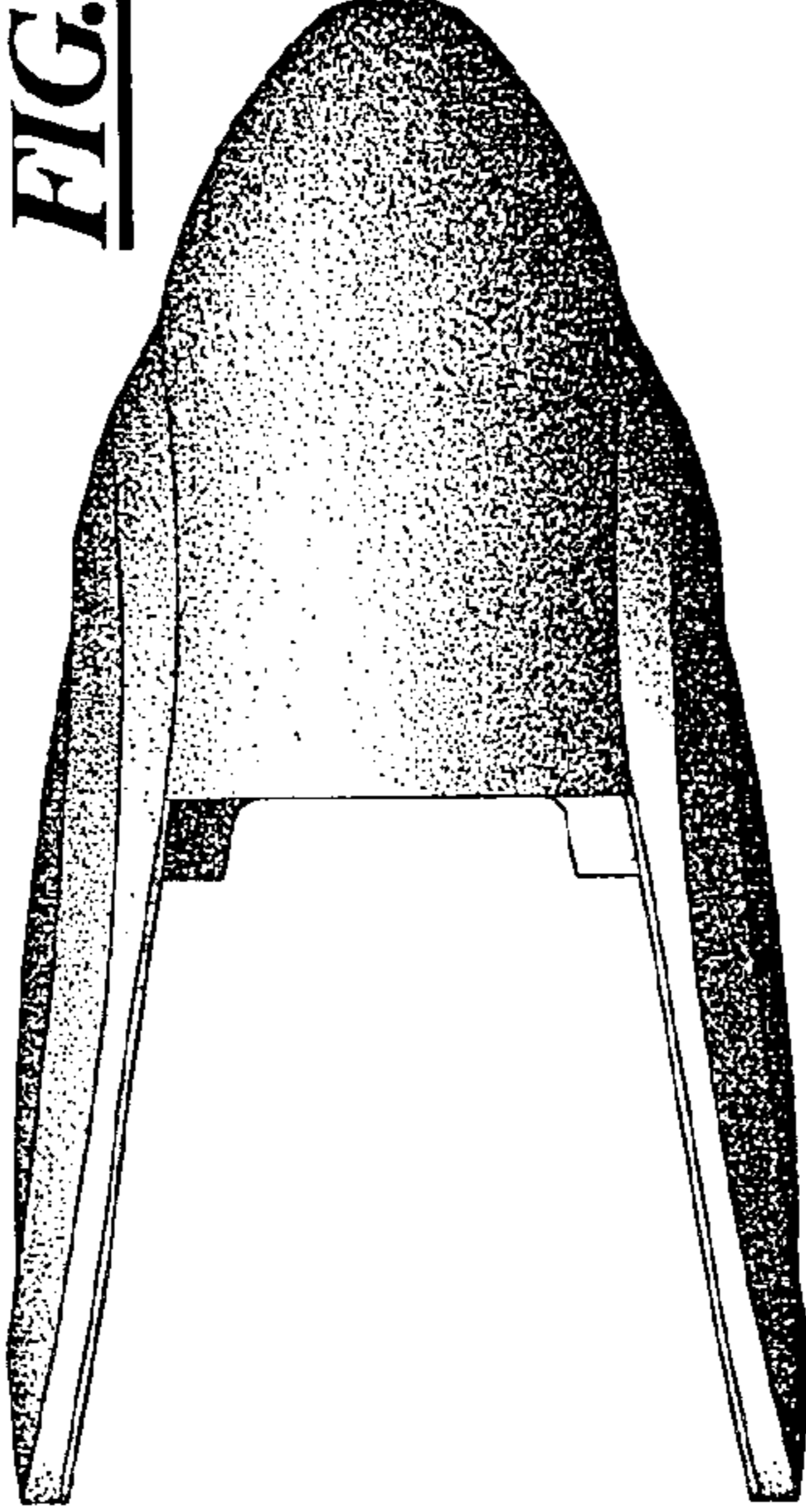


FIG. 4

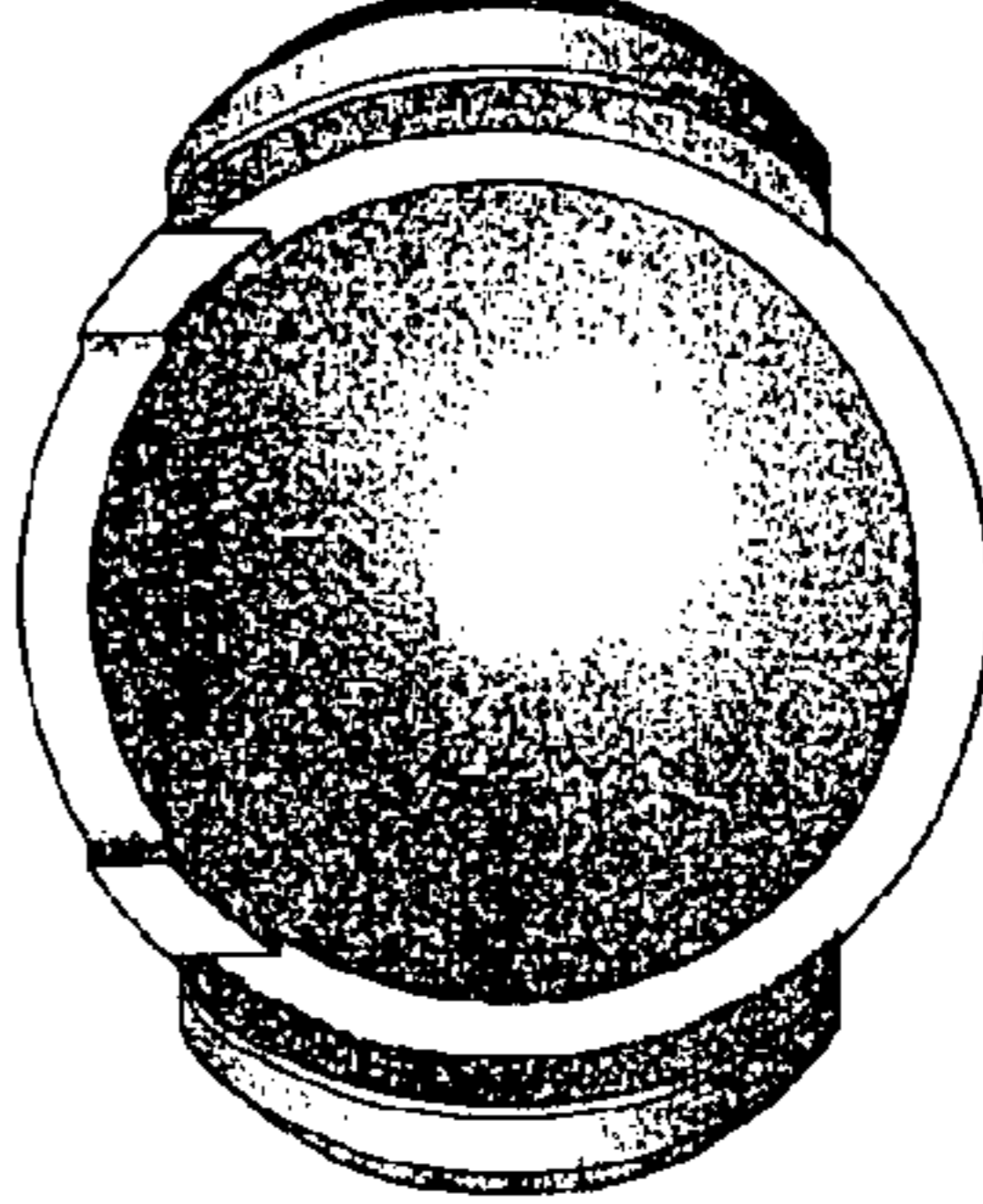


FIG. 1

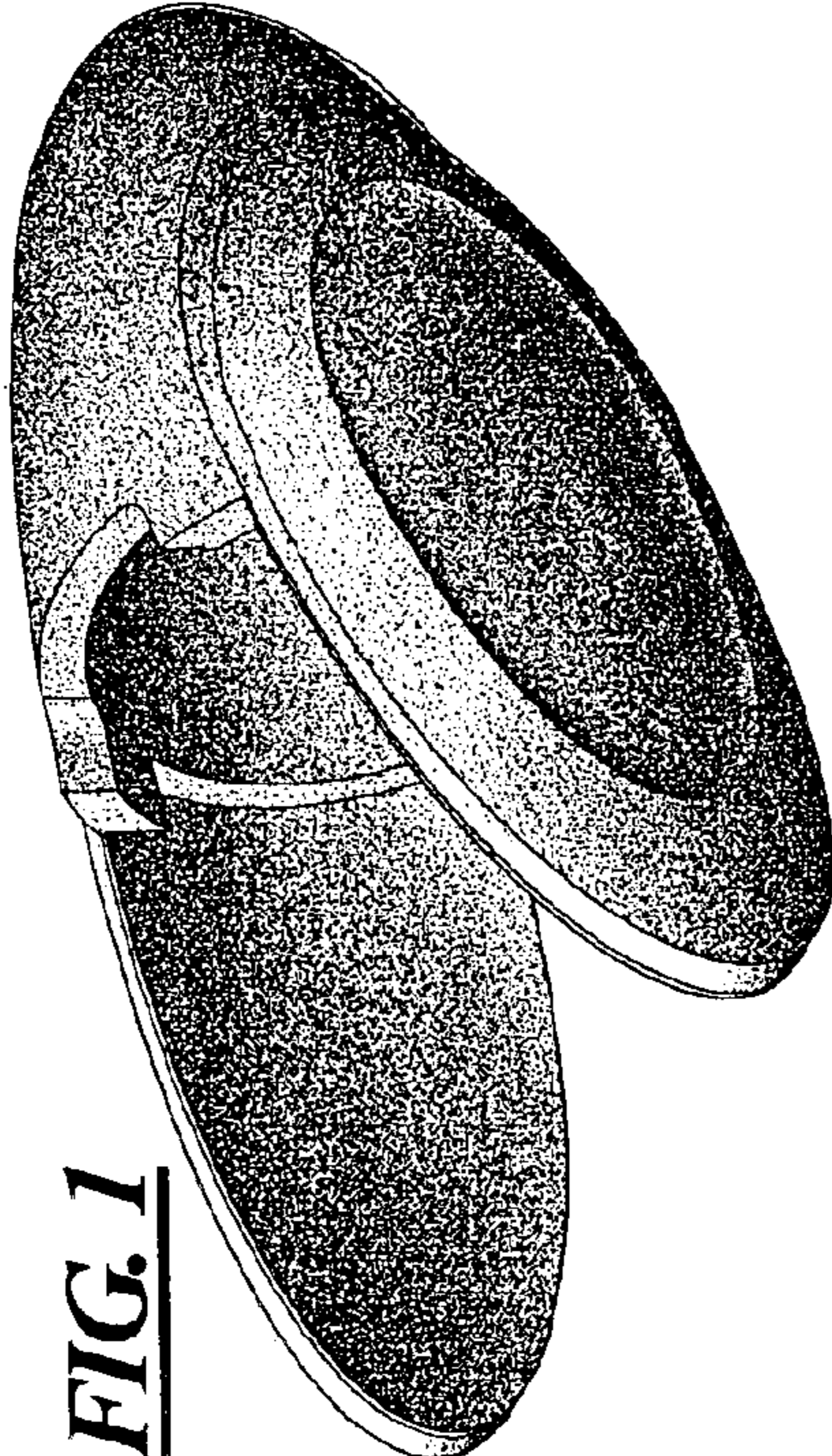


FIG. 5




FIG. 3

