

US00D502737S

(12) **United States Design Patent**
Bodino

(10) **Patent No.:** **US D502,737 S**
(45) **Date of Patent:** **** Mar. 8, 2005**

(54) **WRITING INSTRUMENT**
(75) Inventor: **Giampiero Bodino**, Milan (IT)
(73) Assignee: **Richemont Italia SpA**, Milan (IT)
(**) Term: **14 Years**

D449,856 S * 10/2001 Matsuzaki et al. D19/43
D456,042 S * 4/2002 Versace D19/50
D466,934 S * 12/2002 Schung D19/50
D485,299 S * 1/2004 Bodino D19/51
D493,485 S * 7/2004 Bodino D19/51

* cited by examiner

Primary Examiner—Martie K. Holtje

(21) Appl. No.: **29/180,821**
(22) Filed: **May 1, 2003**
(30) **Foreign Application Priority Data**

Nov. 1, 2002 (CH) 129114

(51) **LOC (7) Cl.** **19-06**
(52) **U.S. Cl.** **D19/43; D19/50**
(58) **Field of Search** D19/35, 36, 41-51,
D19/53-58, 81-85; 401/98, 196-198, 202,
213, 221, 222, 243-247, 261, 262

(56) **References Cited**

U.S. PATENT DOCUMENTS

D169,446 S * 4/1953 Kahn D19/51
D182,162 S * 2/1958 Carreiro D19/43
D445,826 S * 7/2001 Baudino et al. D19/43

(57) **CLAIM**

The ornamental design for a writing instrument, as shown and described.

DESCRIPTION

FIG. 1 is a front elevational view of a writing instrument in an exploded condition;
FIG. 2 is a rear elevational view of FIG. 1;
FIG. 3 is a right side elevational view of FIG. 1;
FIG. 4 is a left side elevational view of FIG. 1;
FIG. 5 is a front elevational view of the writing instrument with the cap member in place;
FIG. 6 is a rear elevational view of FIG. 5;
FIG. 7 is a right side elevational view of FIG. 5; and,
FIG. 8 is a left side elevational view of FIG. 5.

1 Claim, 2 Drawing Sheets




Fig. 1

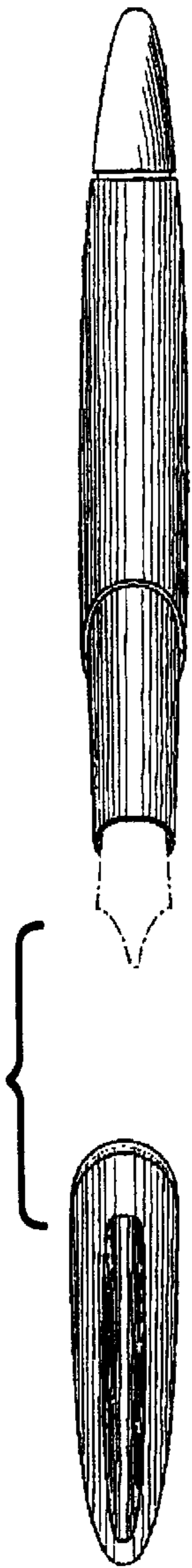


Fig. 2

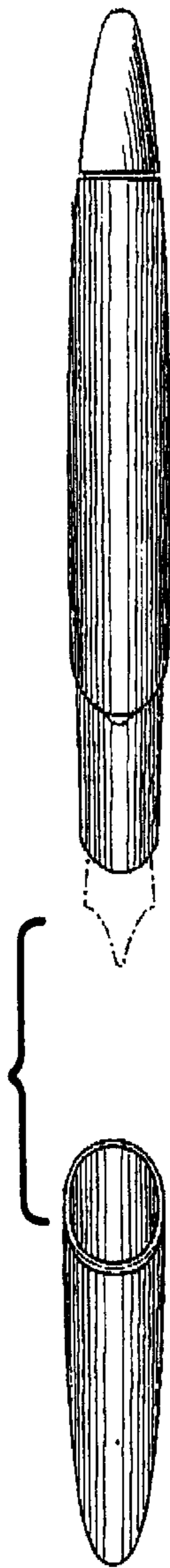


Fig. 3




Fig. 4

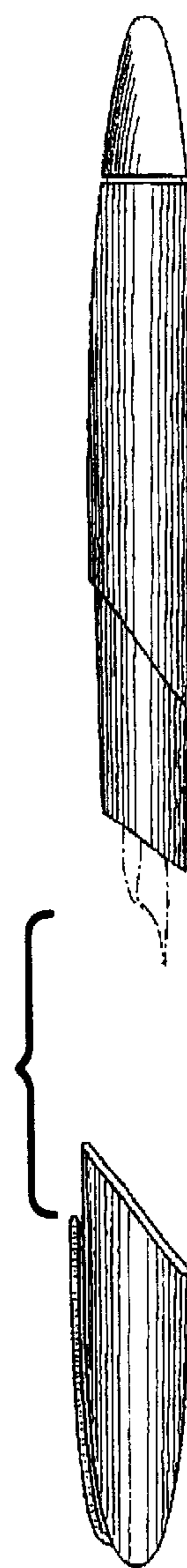


Fig 5




Fig 6



Fig 7




Fig 8

