

US00D502735S

(12) **United States Design Patent**  
**Davis et al.**

(10) **Patent No.:** **US D502,735 S**  
(45) **Date of Patent:** **\*\* Mar. 8, 2005**

(54) **COMBINED PEN AND TIRE GAUGE**  
(76) Inventors: **Clifford B. Davis**, 1022 Augusta Ave.,  
Pekin, IL (US) 61554; **Jeffery K. Davis**, 806 State St., Pekin, IL (US)  
61554

D258,454 S \* 3/1981 Echevarria et al. .... D19/42  
4,501,142 A \* 2/1985 Huang ..... 73/146.8  
D280,215 S 8/1985 Huang  
D286,270 S 10/1986 Huang  
5,117,684 A \* 6/1992 Hwang ..... 73/146.8  
D444,171 S \* 6/2001 McCullough ..... D19/42

(\*\*) Term: **14 Years**

\* cited by examiner

(21) Appl. No.: **29/189,512**

*Primary Examiner*—Martie K. Holtje

(22) Filed: **Sep. 5, 2003**

(74) *Attorney, Agent, or Firm*—Golden's M&I; James B. Golden

(51) **LOC (7) Cl.** ..... **19-06**

(57) **CLAIM**

(52) **U.S. Cl.** ..... **D19/36; D19/46; D19/55;**  
D10/86

The ornamental design for a combined pen and tire gauge,  
as shown and described.

(58) **Field of Search** ..... D10/86, 85; D19/35,  
D19/36, 41-51, 53-58, 81-85; 401/6, 7,  
88, 99-117, 209, 52, 195; 33/836, 203.11;  
15/105; 73/146.3, 146.8, 714, 715

**DESCRIPTION**

(56) **References Cited**

FIG. 1 is a perspective view of a combined pen and tire gauge showing our new design, the broken line showing of a clip is environmental only and forms no part of the claimed design;

**U.S. PATENT DOCUMENTS**

1,647,536 A \* 11/1927 Miller ..... 401/88  
2,619,727 A \* 12/1952 Krohn, Jr. .... 33/836  
2,654,156 A \* 10/1953 Boyer ..... 33/836  
3,269,019 A 8/1966 Krohn  
3,352,018 A \* 11/1967 Mazeika ..... 33/836  
3,380,296 A 4/1968 Malanga  
D211,540 S \* 6/1968 Malanga ..... D10/86

FIG. 2 is a front view of the design shown in FIG. 1;  
FIG. 3 is a rear view of the design shown in FIG. 1;  
FIG. 4 is a left side view of the design shown in FIG. 1;  
FIG. 5 is a right side view of the design shown in FIG. 1;  
FIG. 6 is a top view of the design shown in FIG. 1; and,  
FIG. 7 is a bottom view of the design shown in FIG. 1.

**1 Claim, 1 Drawing Sheet**

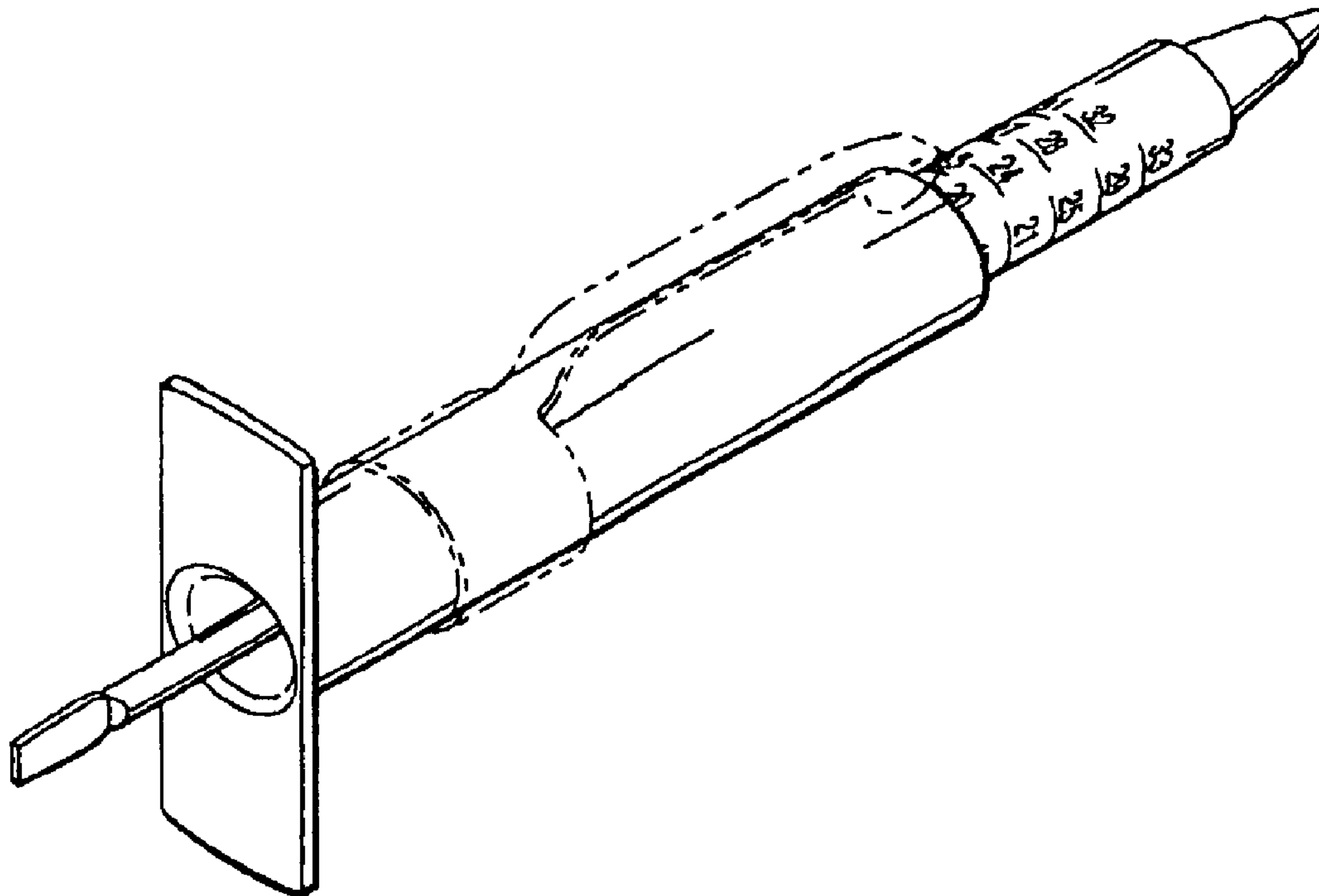


FIG - 1 -

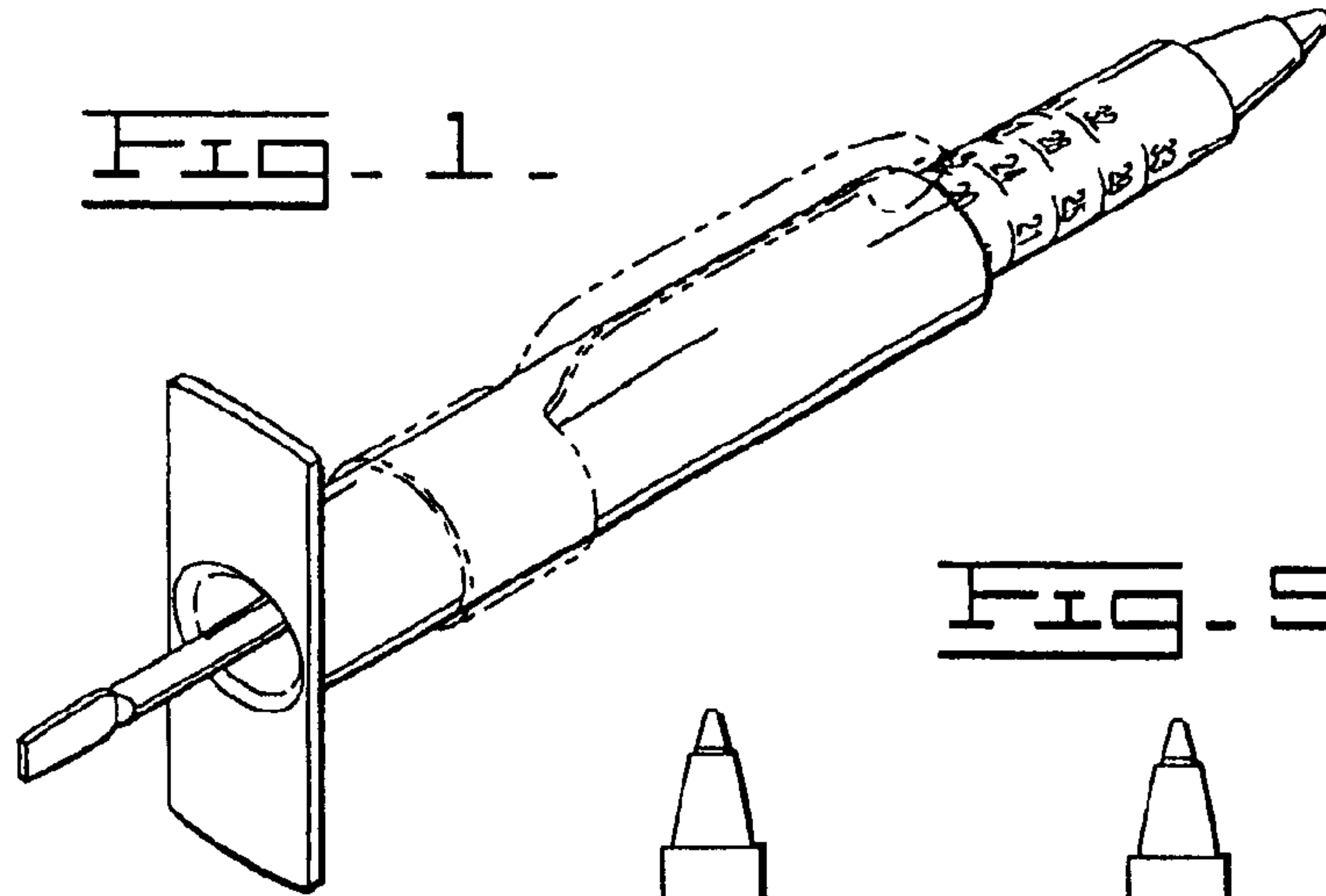


FIG - 5 -

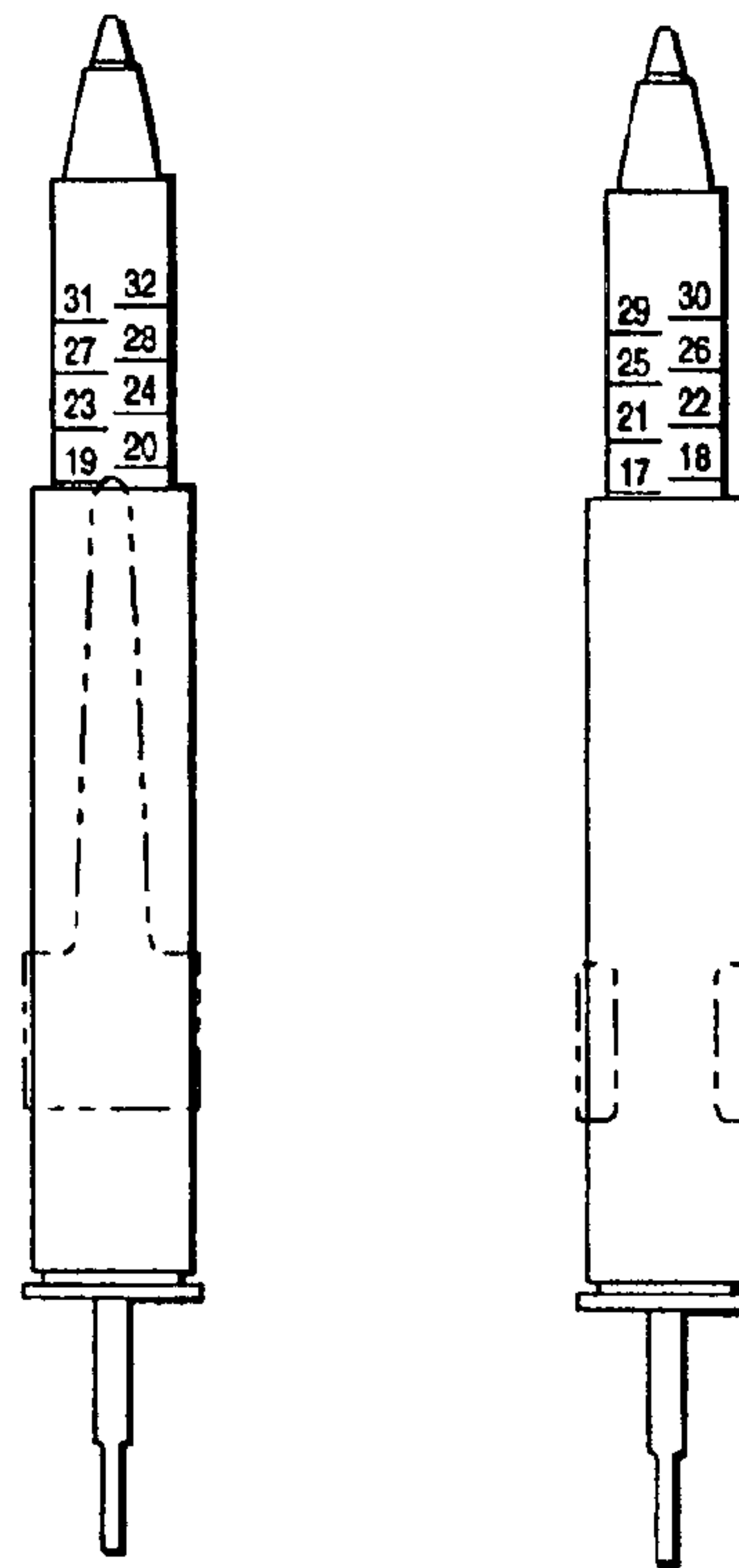


FIG - 3 -

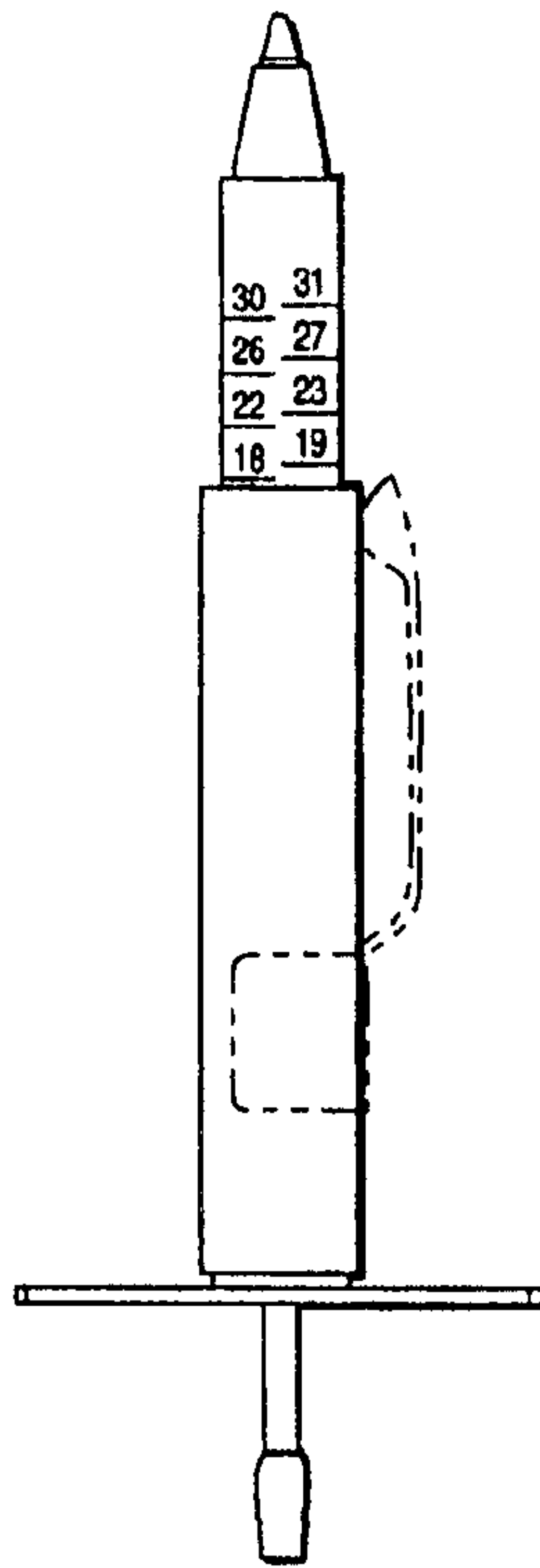


FIG - 4 -

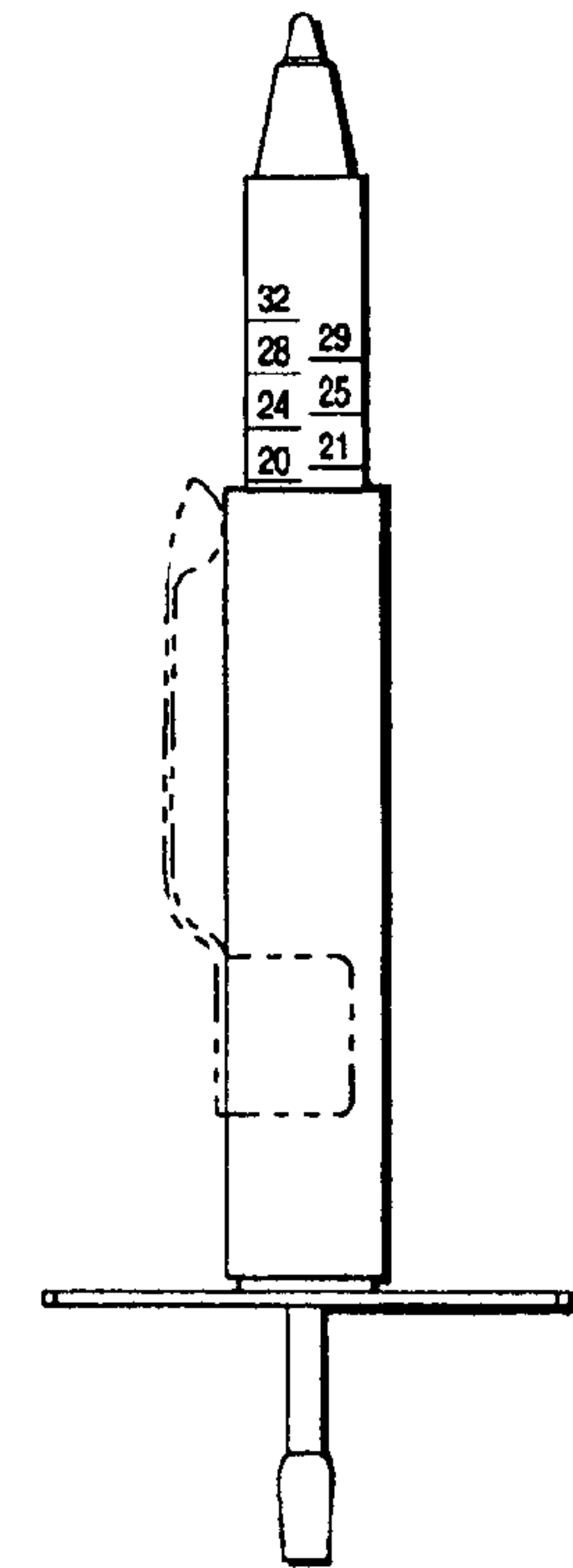


FIG - 2 -



FIG - 6 -

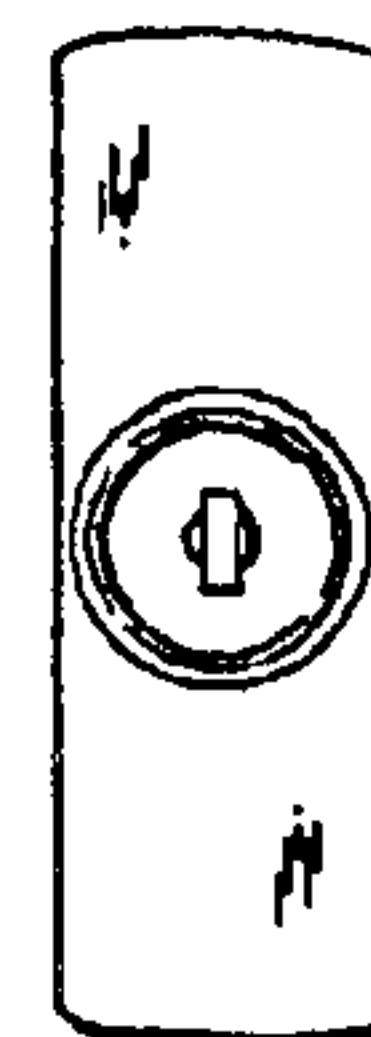


FIG - 7 -