



US00D502726S

(12) **United States Design Patent**
Tien

(10) **Patent No.:** **US D502,726 S**
(45) **Date of Patent:** **** Mar. 8, 2005**

(54) **PHOTO FRAME WITH CALCULATOR**

(75) Inventor: **Kuang-Hsia Tien**, Pasadena, CA (US)

(73) Assignee: **Sweda Company, LLC**, Monrovia, CA (US)

(**) Term: **14 Years**

(21) Appl. No.: **29/196,078**

(22) Filed: **Dec. 23, 2003**

(51) **LOC (7) Cl.** **18-01**

(52) **U.S. Cl.** **D18/2; D18/7**

(58) **Field of Search** D18/1, 2, 4.1-4.6,
D18/5-7, 10, 11; D14/341, 345, 346; 235/419-434,
61 R-60.22; 364/705.06, 705.07, 706-710;
200/5 A; 361/683; D6/300

(56) **References Cited**

U.S. PATENT DOCUMENTS

- D249,822 S * 10/1978 Ohie et al. D18/7
- D295,465 S * 5/1988 Anthony D6/300
- D312,093 S * 11/1990 Wei D18/2
- D317,779 S * 6/1991 Chen D18/7
- D372,932 S * 8/1996 Tamura et al. D14/345
- D383,731 S * 9/1997 Mieki et al. D14/345
- D398,627 S * 9/1998 Leung D18/7
- D436,985 S * 1/2001 Chan D18/7
- D436,992 S * 1/2001 Chu et al. D18/2

- D438,238 S * 2/2001 Chu et al. D18/7
- D477,625 S * 7/2003 Hsu D18/7

FOREIGN PATENT DOCUMENTS

GB 2063286 * 2/1997

* cited by examiner

Primary Examiner—Caron D. Veynar

(74) *Attorney, Agent, or Firm*—Burns, Doane, Swecker & Mathis, L.L.P.

(57) **CLAIM**

The ornamental design for a “photo frame with calculator”, as shown and described.

DESCRIPTION

FIG. 1 is a front view of a “photo frame with calculator” showing my design;

FIG. 2 is a rear side view thereof;

FIG. 3 is a left side view thereof;

FIG. 4 is a bottom view thereof;

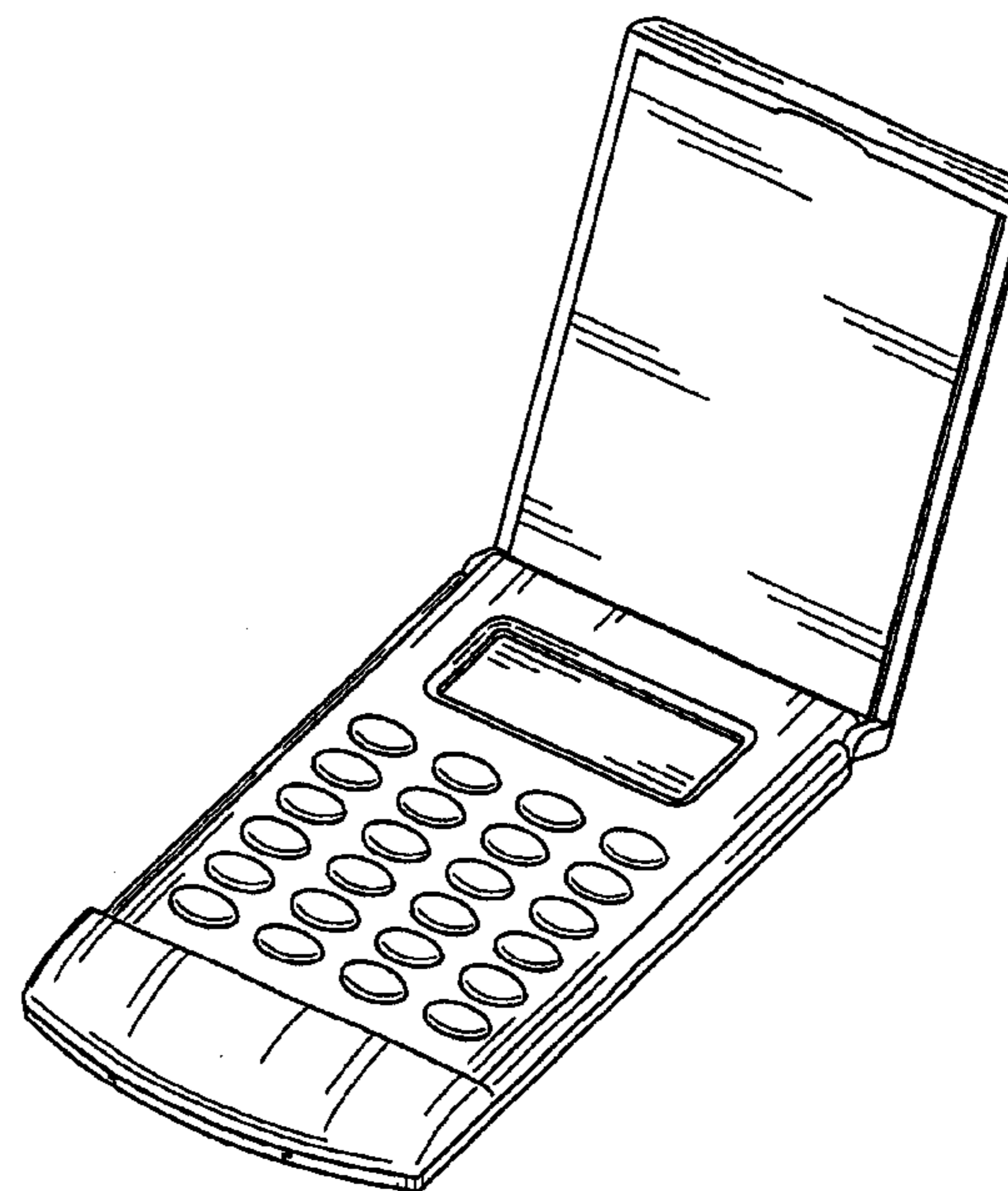
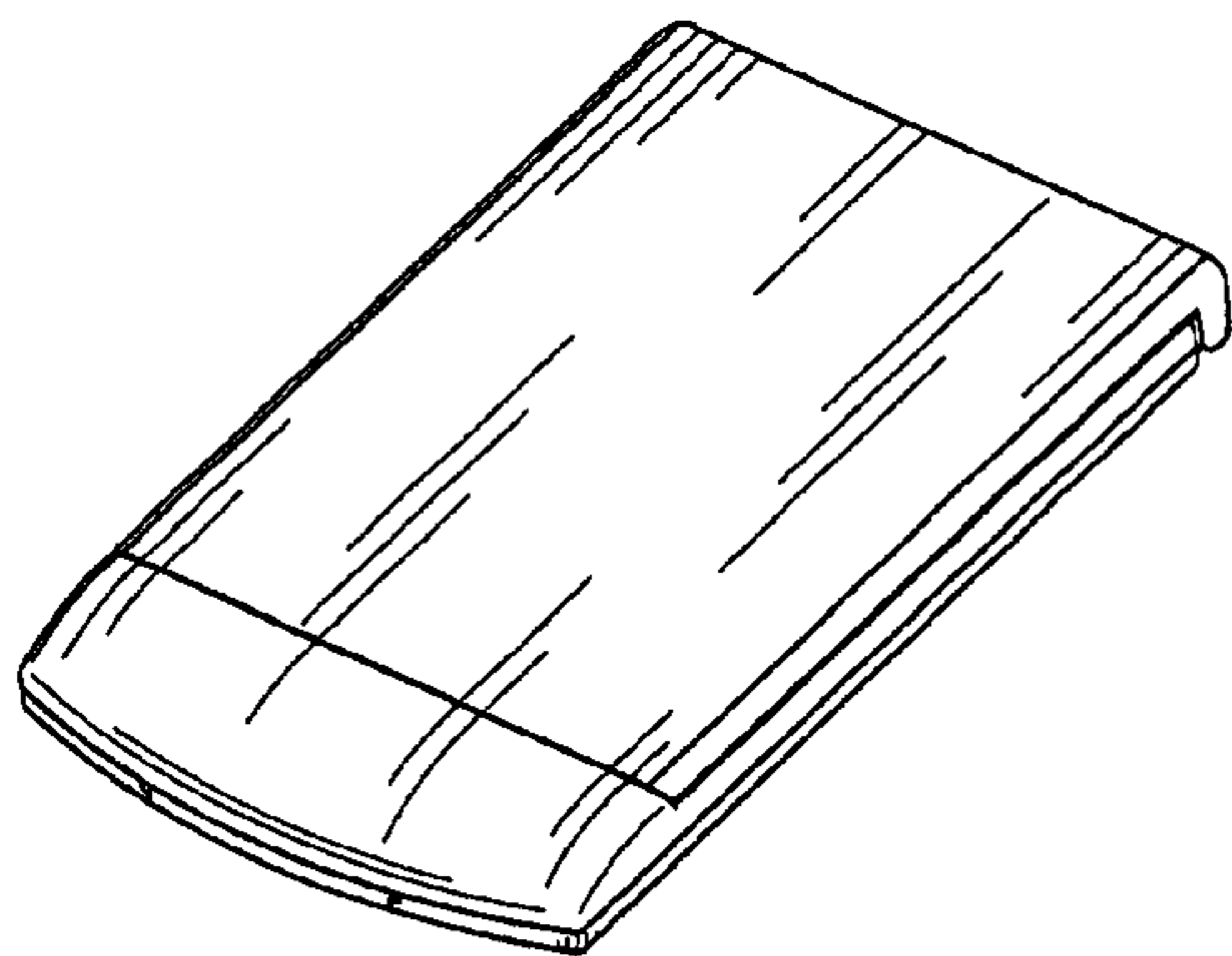
FIG. 5 is a perspective view thereof;

FIG. 6 is a front view with the cover in an open position;

FIG. 7 is a right side view with the cover in an open position; and,

FIG. 8 is a perspective view with the cover in an open position.

1 Claim, 4 Drawing Sheets



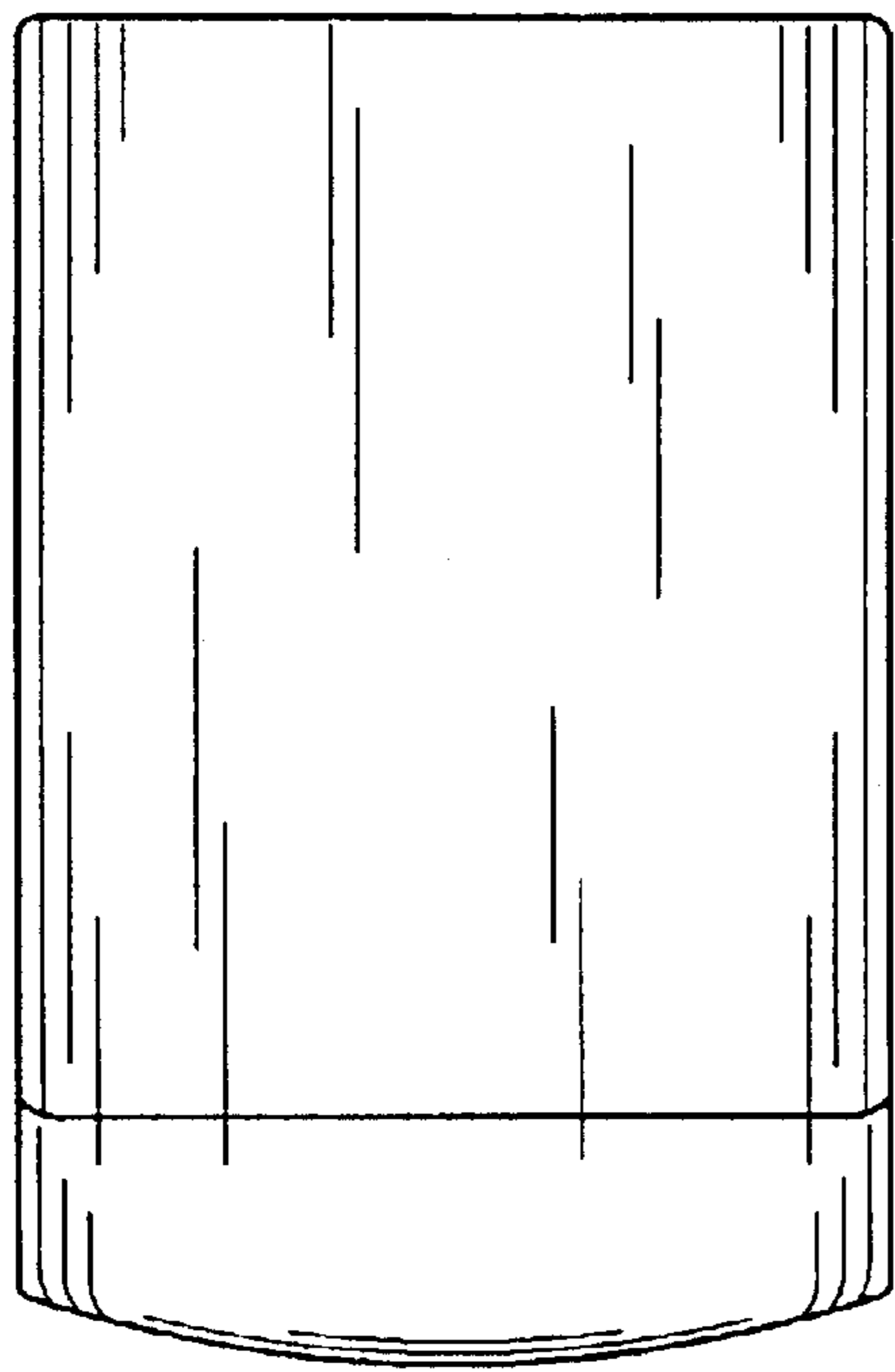


Fig. 1




Fig. 2




Fig. 3




Fig. 4




Fig. 5




Fig. 6




Fig. 7

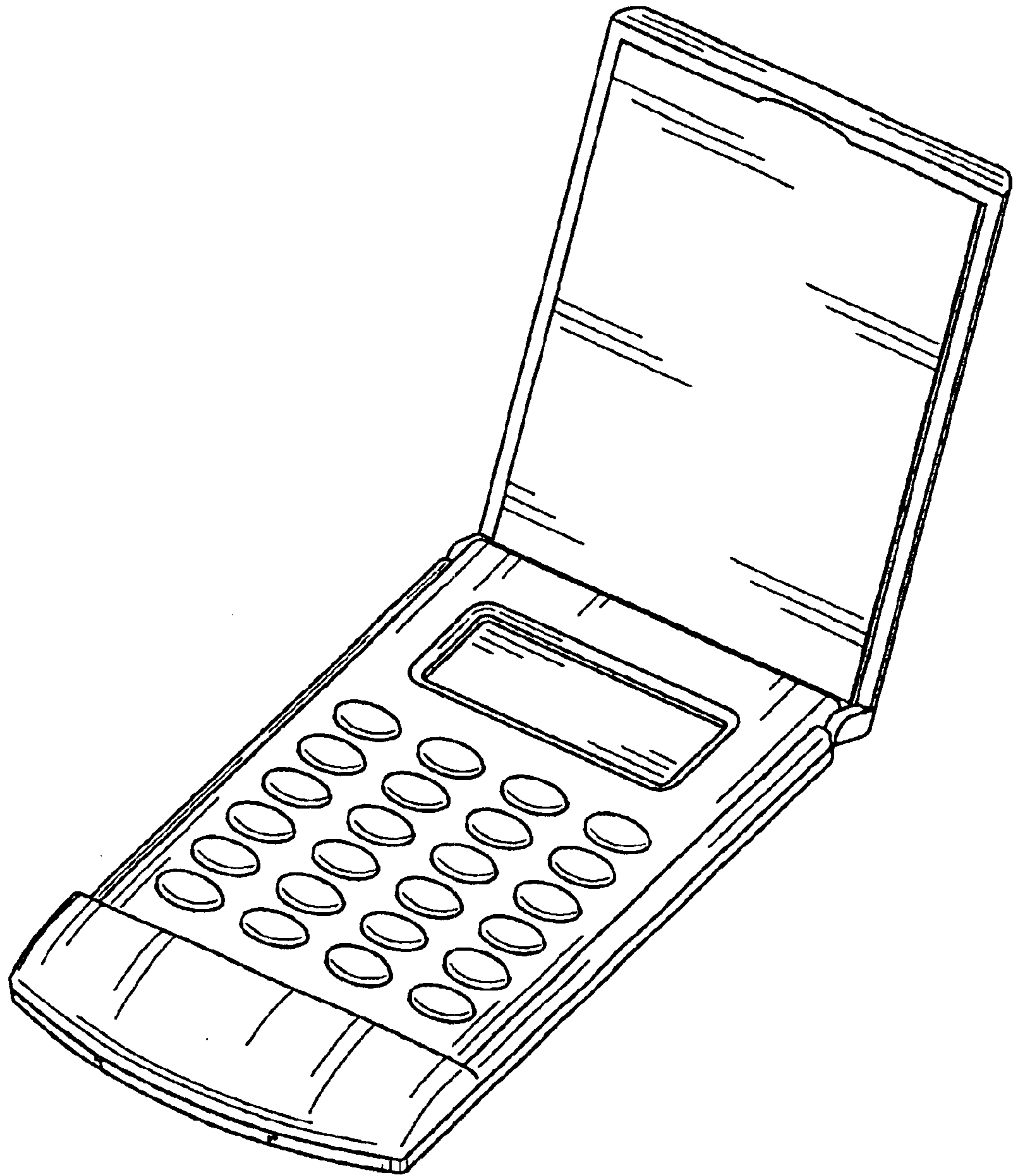


Fig. 8