

US00D502716S

(12) **United States Design Patent**  
**Ridley et al.**

(10) **Patent No.:** **US D502,716 S**  
(45) **Date of Patent:** **\*\* Mar. 8, 2005**

(54) **TORCH HEAD**

D489,235 S \* 5/2004 Hewett et al. .... D8/30  
6,744,013 B2 \* 6/2004 Jones ..... 219/137.62

(75) Inventors: **Michael Ridley**, Holley, NY (US);  
**Kenneth Nyitrai**, Tonawanda, NY  
(US); **Alan Hyde**, Byron, NY (US);  
**Thomas Bass**, Williamsville, NY (US);  
**Michael Vacanti**, Alexander, NY (US)

\* cited by examiner

*Primary Examiner*—Antoine D. Davis  
(74) *Attorney, Agent, or Firm*—Dennis J. Williamson;  
Moore & Van Allen, PLLC

(73) Assignee: **Irwin Industrial Tool Company**,  
Huntersville, NC (US)

(57) **CLAIM**

The ornamental design for a torch head, as shown and  
described.

(\*\*) Term: **14 Years**

**DESCRIPTION**

(21) Appl. No.: **29/193,290**

FIG. 1 is a top perspective view of a torch head of the present  
invention;

(22) Filed: **Nov. 6, 2003**

FIG. 2 is a left side view thereof, the right side being a mirror  
image;

(51) **LOC (7) Cl.** ..... **15-09**

(52) **U.S. Cl.** ..... **D15/144**; D8/30

FIG. 3 is a top view thereof;

(58) **Field of Search** ..... D8/30; D15/144–144.2;  
219/121.47, 76.16, 121.52, 137.61, 137.62,  
74, 75, 137.31, 121.48, 121.5, 121.51, 121.53

FIG. 4 is a bottom view thereof;

FIG. 5 is a front view thereof; and,

FIG. 6 is a rear view thereof.

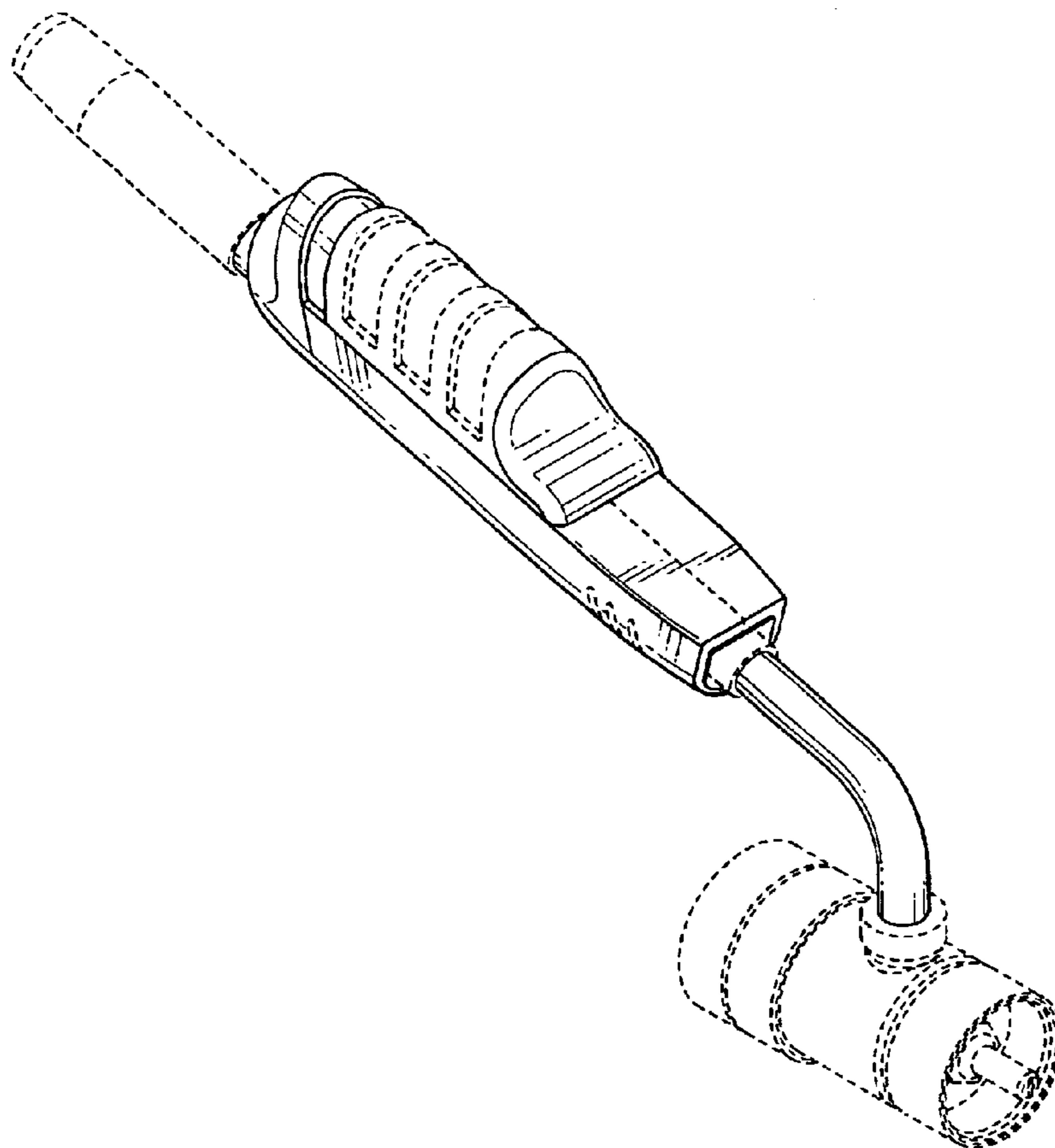
(56) **References Cited**

**U.S. PATENT DOCUMENTS**

D476,539 S \* 7/2003 Pryor ..... D8/30  
D489,079 S \* 4/2004 Horner-Richardson et al. . D15/  
144

The ornamental design which is claimed is shown in solid  
lines in the drawings. Any broken lines in the drawings are  
for illustrative purposes only and form no part of the claimed  
design.

**1 Claim, 4 Drawing Sheets**



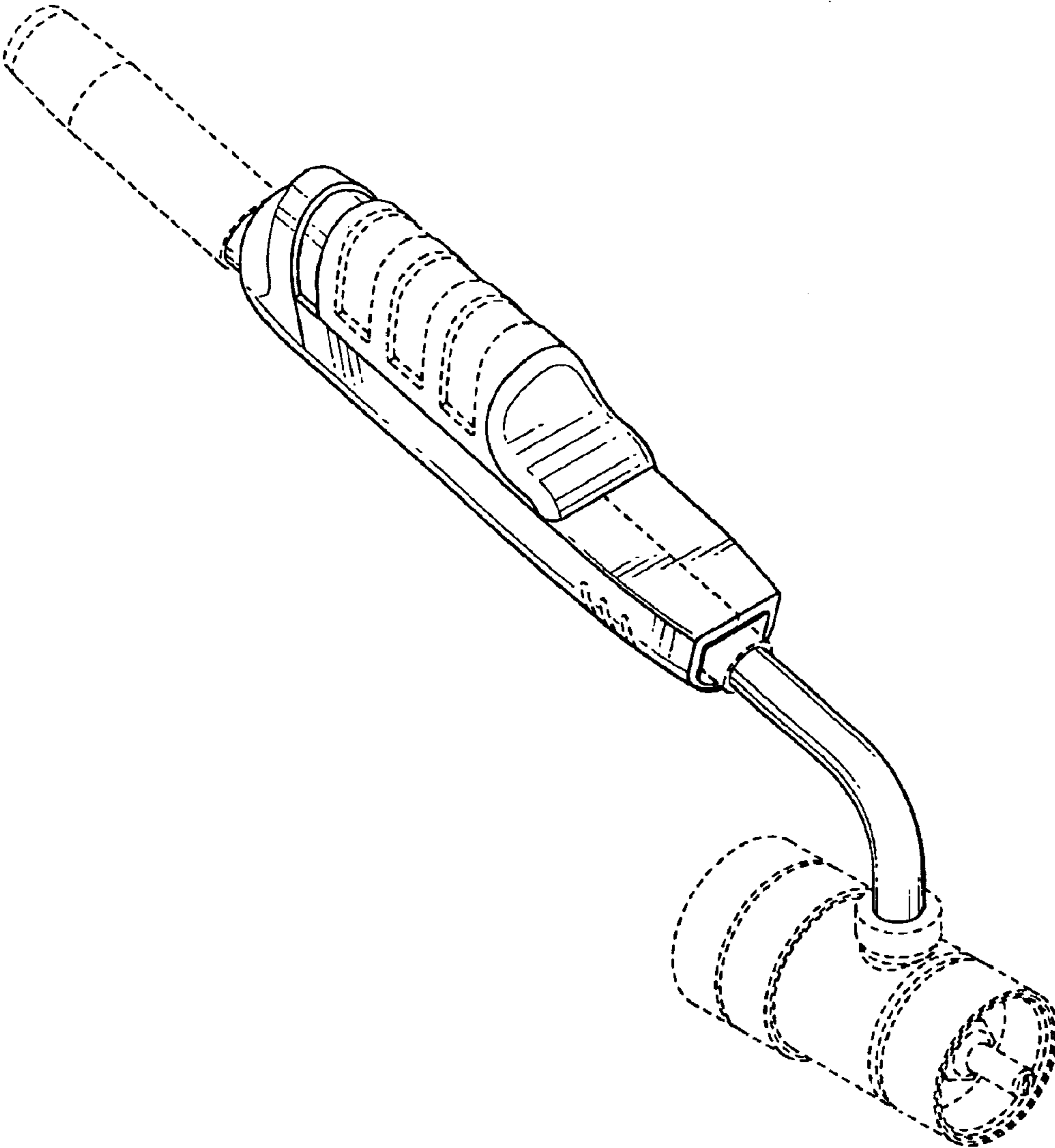


FIG. 1

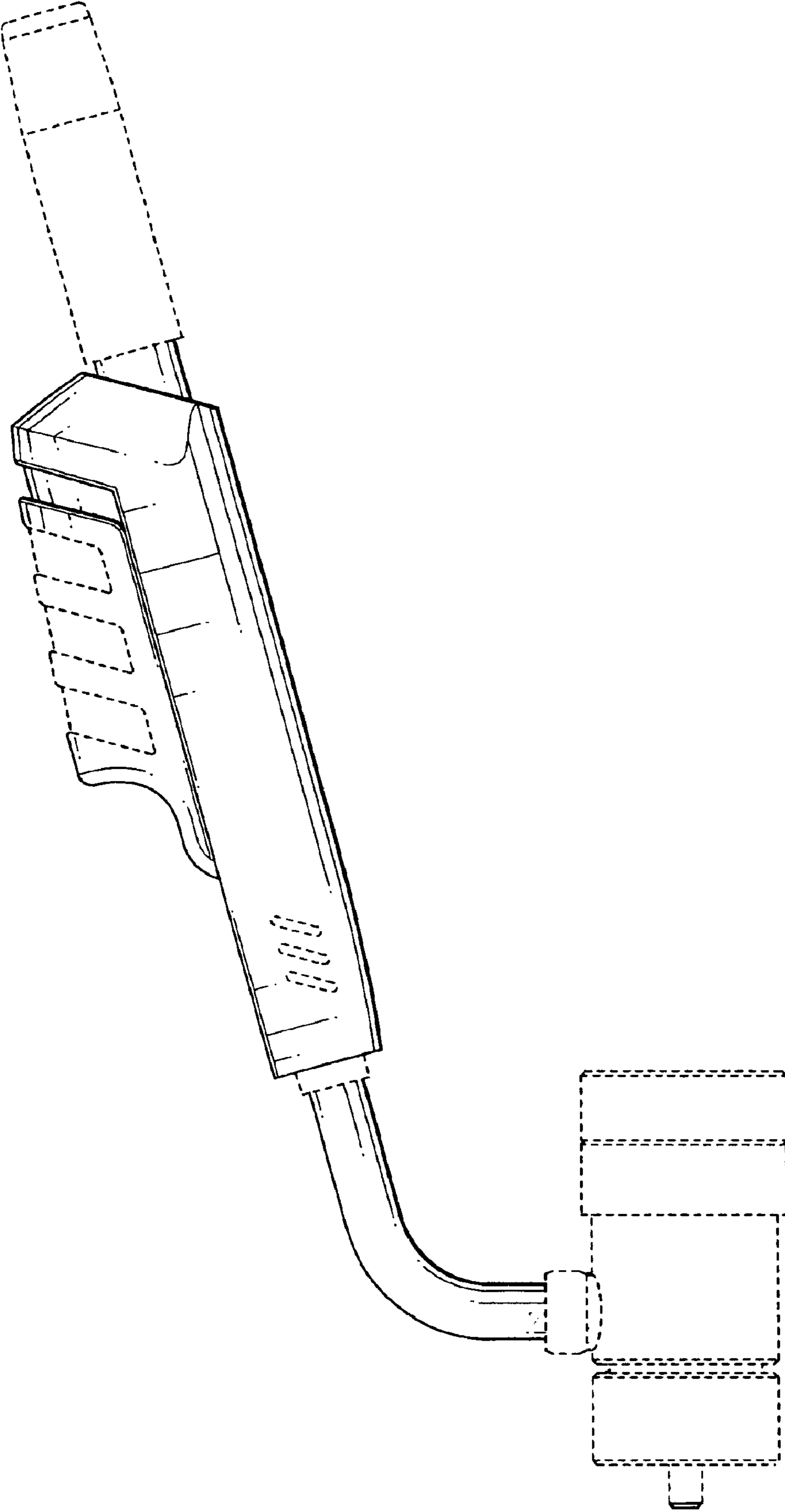


FIG. 2

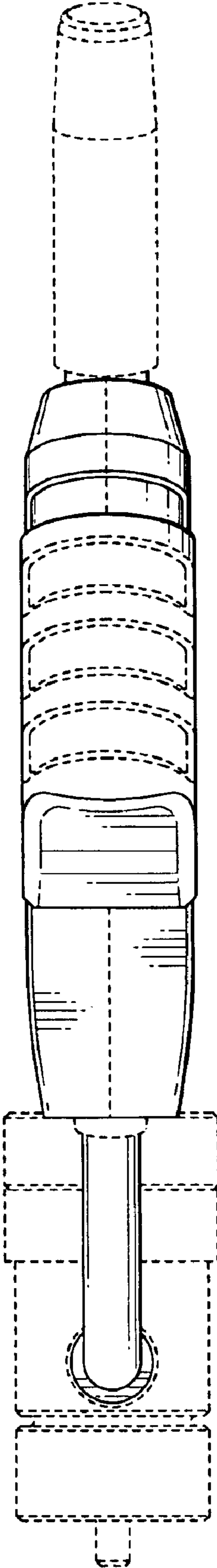


FIG. 3

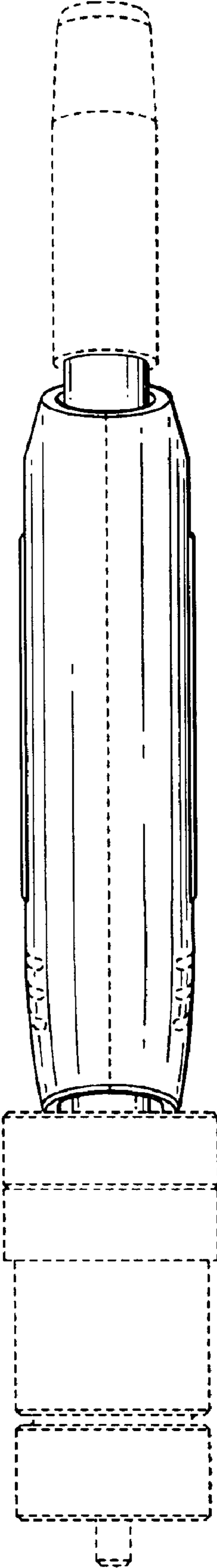


FIG. 4

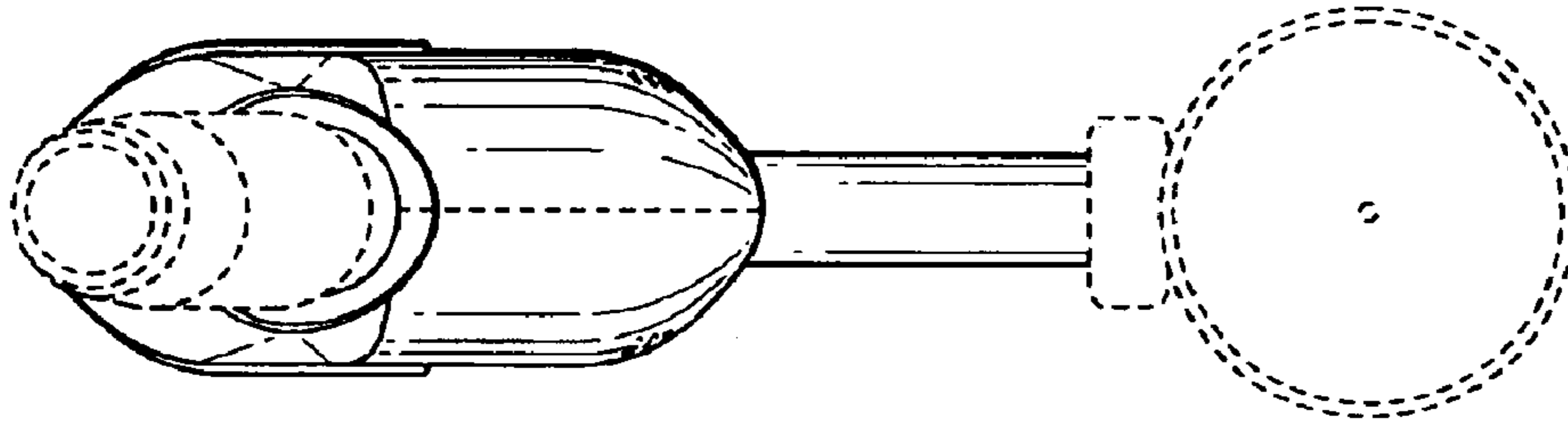


FIG. 5

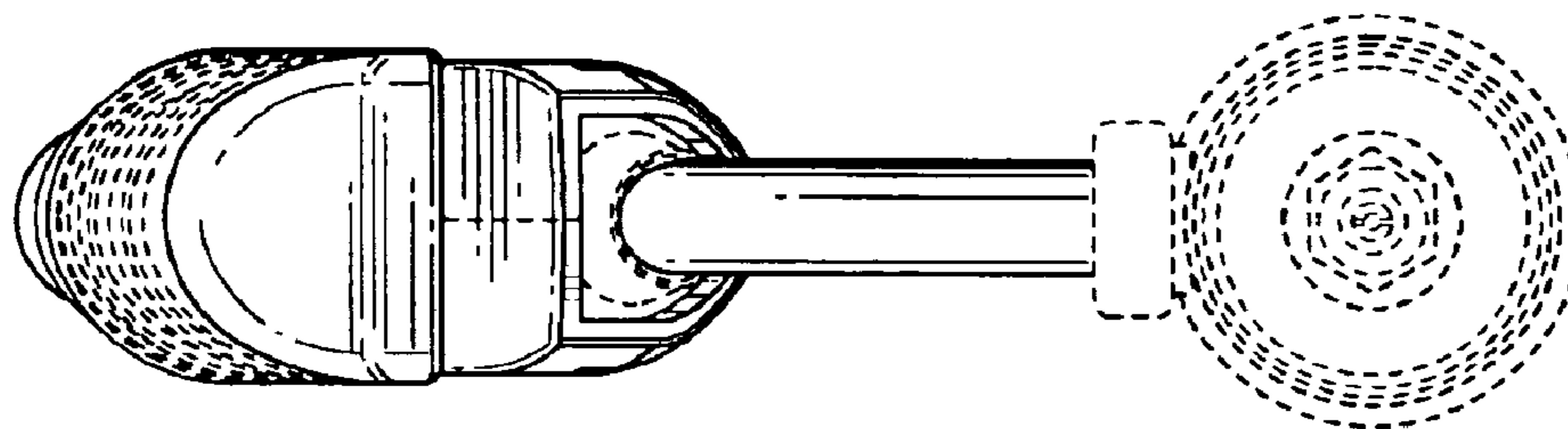


FIG. 6