

US00D502714S

(12) **United States Design Patent**  
**Hunag**

(10) **Patent No.:** **US D502,714 S**  
(45) **Date of Patent:** **\*\* Mar. 8, 2005**

(54) **CUTTER DISC FOR A PAPER SHREDDER**

(75) Inventor: **Simon Hunag**, SanChung (TW)

(73) Assignee: **Michilin Prosperity Co., Ltd.**,  
SanChung (TW)

(\*\*) Term: **14 Years**

(21) Appl. No.: **29/194,246**

(22) Filed: **Nov. 21, 2003**

(51) **LOC (7) Cl.** ..... **15-09**

(52) **U.S. Cl.** ..... **D15/139**

(58) **Field of Search** ..... D15/139, 138,  
D15/77, 78, 133; D18/34, 99; D8/98; 407/33;  
83/676

(56) **References Cited**

**U.S. PATENT DOCUMENTS**

D30,676 S	*	5/1899	Allen	.....	D8/98
1,636,722 A	*	7/1927	Thibaudeau	.....	83/676
D292,590 S	*	11/1987	Hatanaka	.....	D15/139
D297,240 S	*	8/1988	Hatanaka	.....	D15/139
5,022,299 A	*	6/1991	Fischer et al.	.....	83/676

D401,250 S	*	11/1998	Tudhope et al.	.....	D15/138
D421,029 S	*	2/2000	Cha	.....	D15/139
D451,110 S	*	11/2001	Lira-Nunez et al.	.....	D15/139
D494,607 S	*	8/2004	Hunag	.....	D15/139

\* cited by examiner

*Primary Examiner*—Charles A. Rademaker

(74) *Attorney, Agent, or Firm*—Dennison, Schultz,  
Dougherty & MacDonald

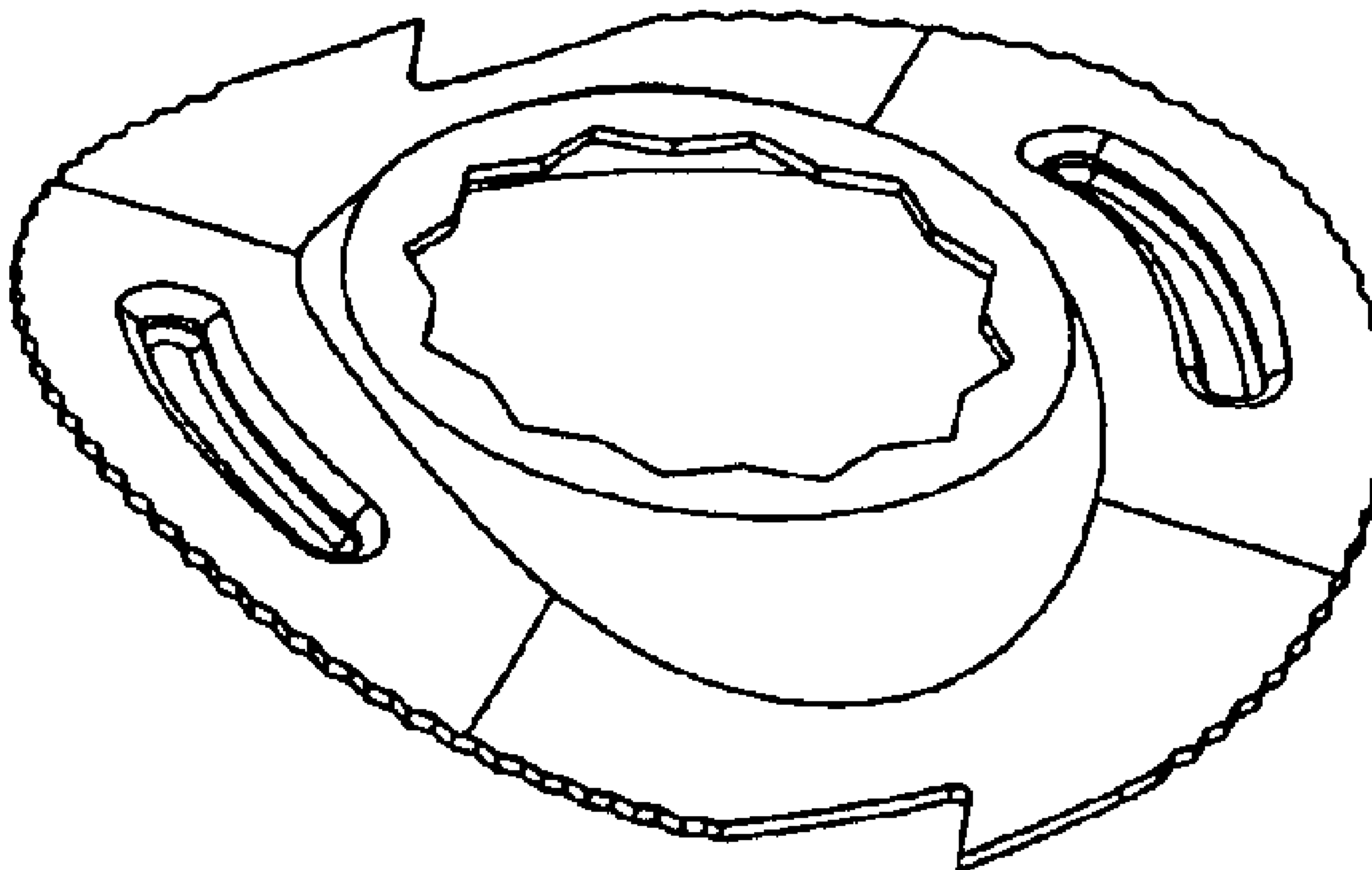
(57) **CLAIM**

The ornamental design for a cutter disc for a paper shredder,  
as shown and described.

**DESCRIPTION**

FIG. 1 is a perspective view of a cutter disc for a paper shredder showing my new design;  
FIG. 2 is a front elevational view thereof, a rear elevational view being symmetrical to the front elevational view;  
FIG. 3 is a bottom plan view thereof, a top plan view being symmetrical to the bottom plan view; and,  
FIG. 4 is a right side elevational view thereof, a left side elevational view being symmetrical to the right side elevational view.

**1 Claim, 1 Drawing Sheet**



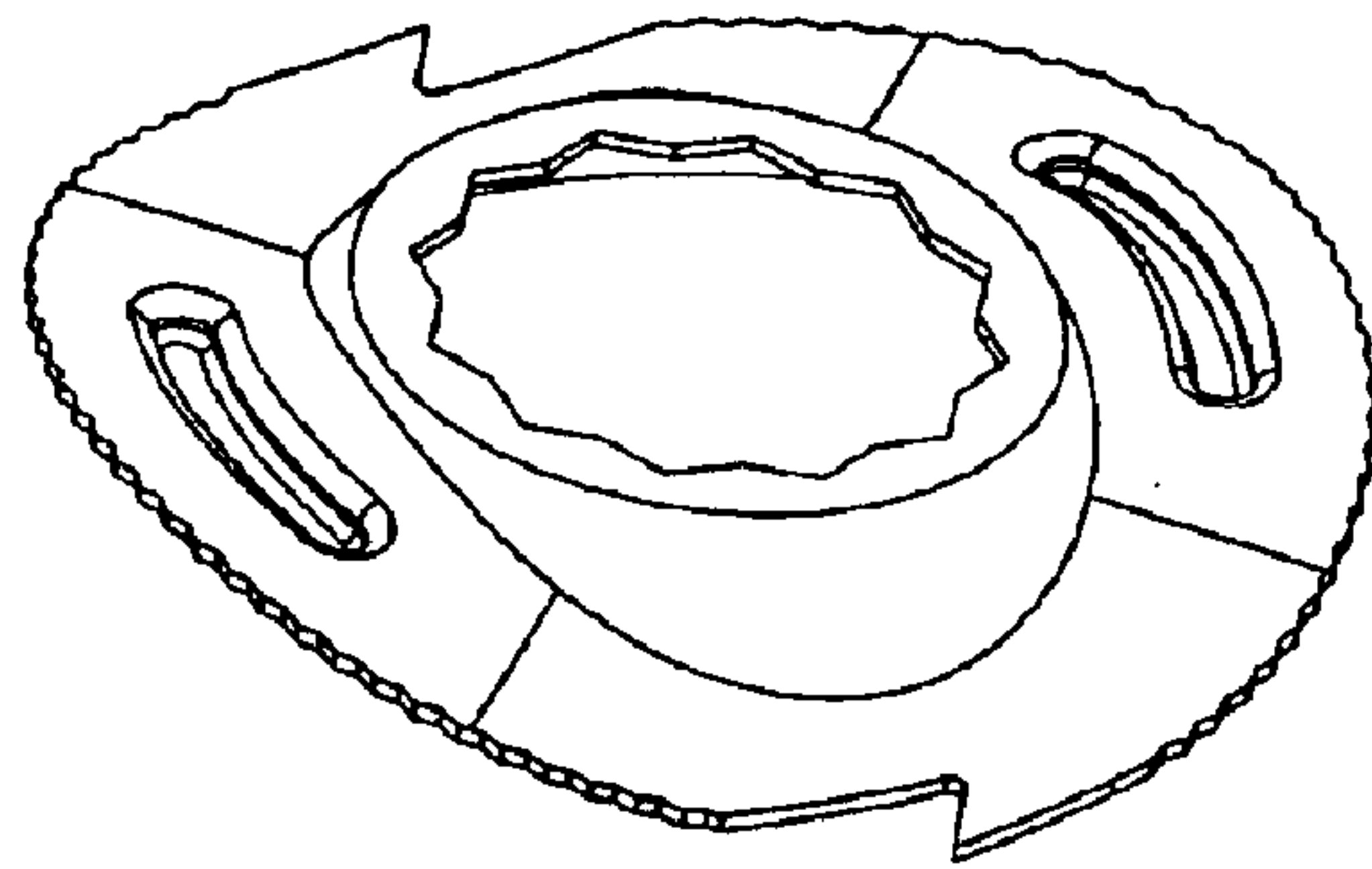


Fig. 1

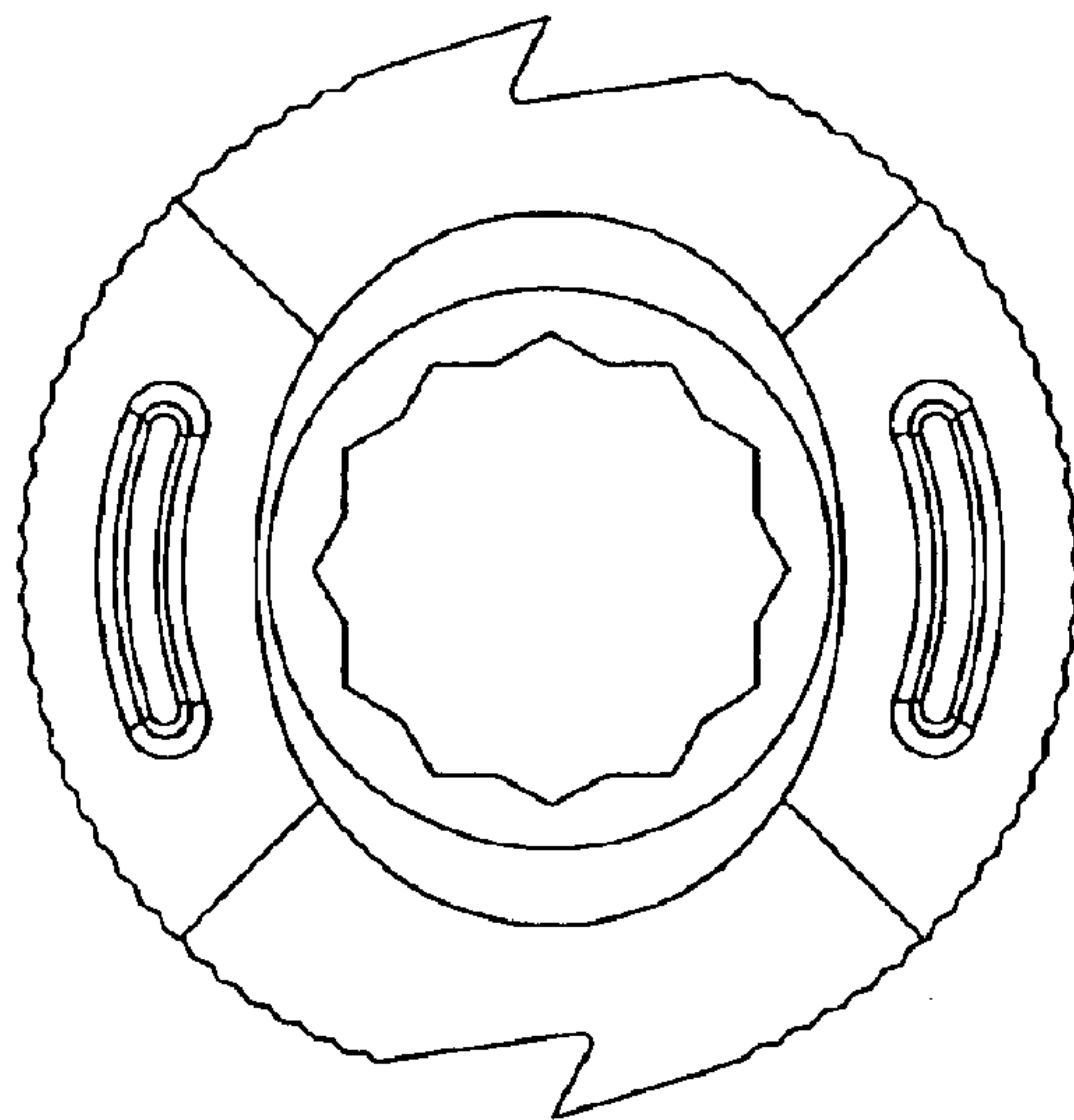


Fig. 2

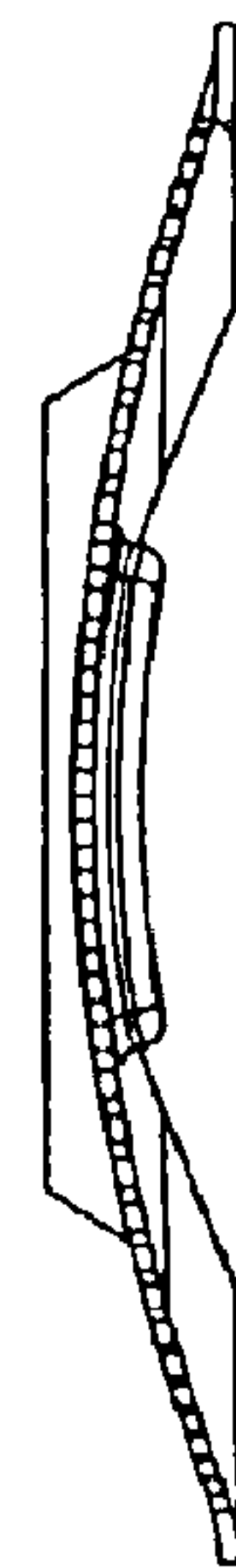


Fig. 4

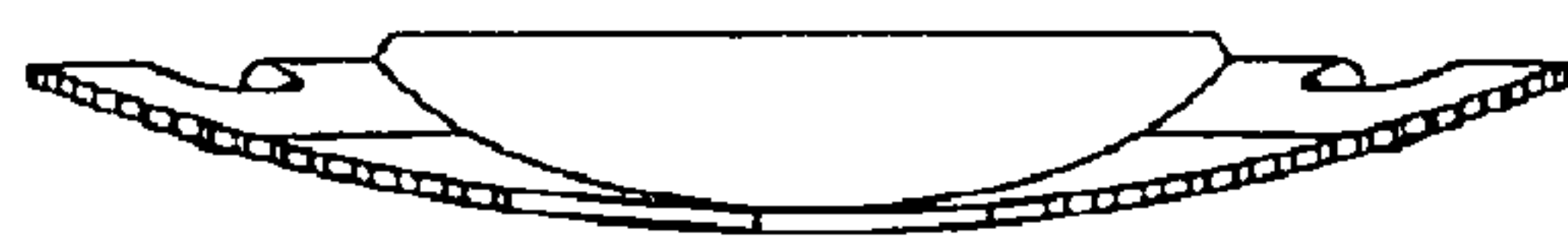


Fig. 3