

US00D502703S

(12) **United States Design Patent**
Tsujimoto et al.

(10) **Patent No.:** **US D502,703 S**
(45) **Date of Patent:** **** Mar. 8, 2005**

- (54) **PERSONAL DIGITAL ASSISTANT**
- (75) Inventors: **Taiji Tsujimoto**, Osaka-fu (JP); **Tamaki Hidetoshi**, Nara-ken (JP)
- (73) Assignee: **Sharp Kabushiki Kaisha**, Osaka (JP)
- (**) Term: **14 Years**
- (21) Appl. No.: **29/202,689**
- (22) Filed: **Apr. 5, 2004**
- (51) **LOC (7) Cl.** **14-02**
- (52) **U.S. Cl.** **D14/346**
- (58) **Field of Search** D14/341-346;
D18/1, 2, 7; 235/145 A, 145 R; 341/22,
23; 345/156, 168, 169, 172, 173, 87; 361/680-686;
D10/65

(56) **References Cited**
U.S. PATENT DOCUMENTS

D359,920 S	*	7/1995	Sakamoto	D10/65
D436,591 S	*	1/2001	Abston et al.	D14/341
D454,349 S		3/2002	Makidera et al.		
D460,448 S	*	7/2002	Matsumoto	D14/346
D461,185 S	*	8/2002	Ando	D14/341
D464,963 S		10/2002	Nishida		
D465,219 S		11/2002	Tamaki et al.		

* cited by examiner

Primary Examiner—Freda S. Nunn
(74) *Attorney, Agent, or Firm*—Nixon & Vanderhye P.C.


(57) **CLAIM**

The ornamental design for a “personal digital assistant,” as shown and described.

DESCRIPTION

FIG. 1 is a top front and right side perspective view of a personal digital assistant according to our design;
 FIG. 2 is a front elevational view thereof;
 FIG. 3 is a rear elevational view thereof;
 FIG. 4 is a left side elevational view thereof;
 FIG. 5 is a right side elevational view thereof;
 FIG. 6 is a bottom plan view thereof;
 FIG. 7 is a top plan view thereof;
 FIG. 8 is a view similar to FIG. 1 illustrating the keyboard cover in an open condition;
 FIG. 9 is a front elevational view thereof;
 FIG. 10 is a rear elevational view thereof;
 FIG. 11 is a left side elevational view thereof; and,
 FIG. 12 is a right side elevational view thereof.
 Bottom and top views of the personal digital assistant hereof in the open condition of FIGS. 8-12 are identical to the bottom and top views thereof illustrating FIGS. 6 and 7 respectively.

1 Claim, 9 Drawing Sheets



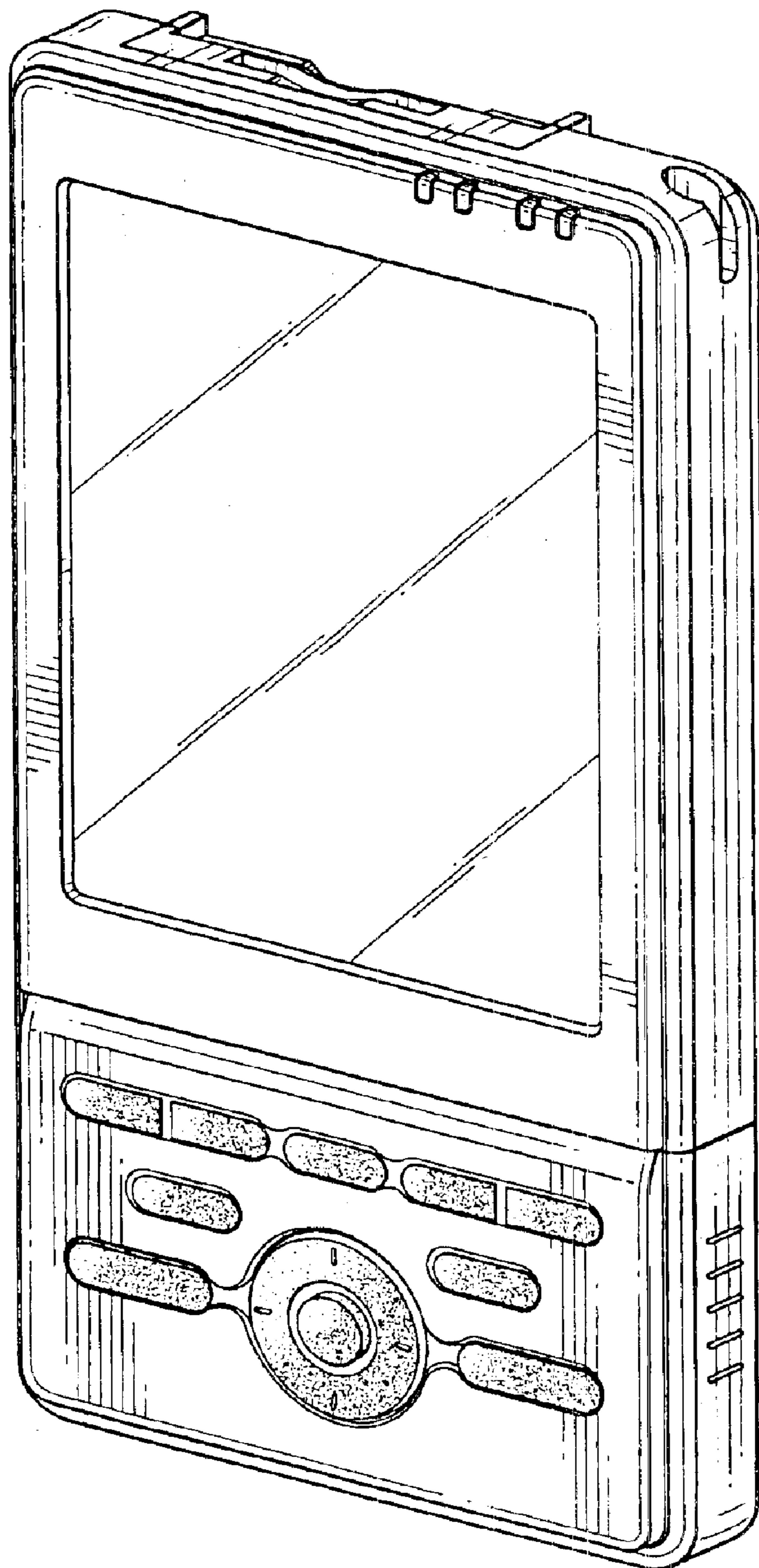


Fig. 1




Fig. 2




Fig. 3




Fig. 4




Fig. 5

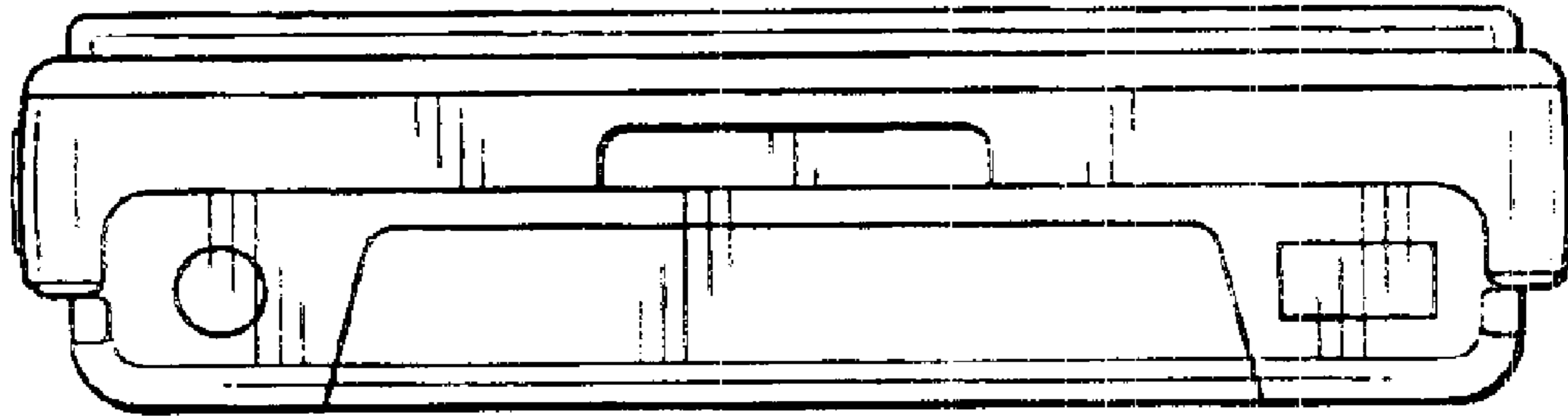


Fig. 6

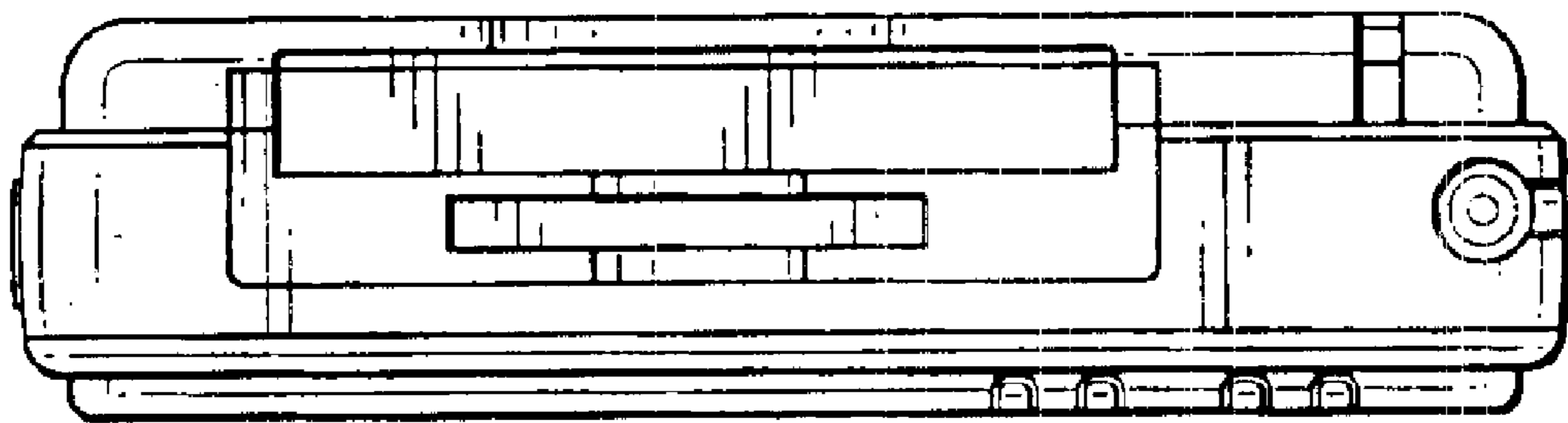


Fig. 7

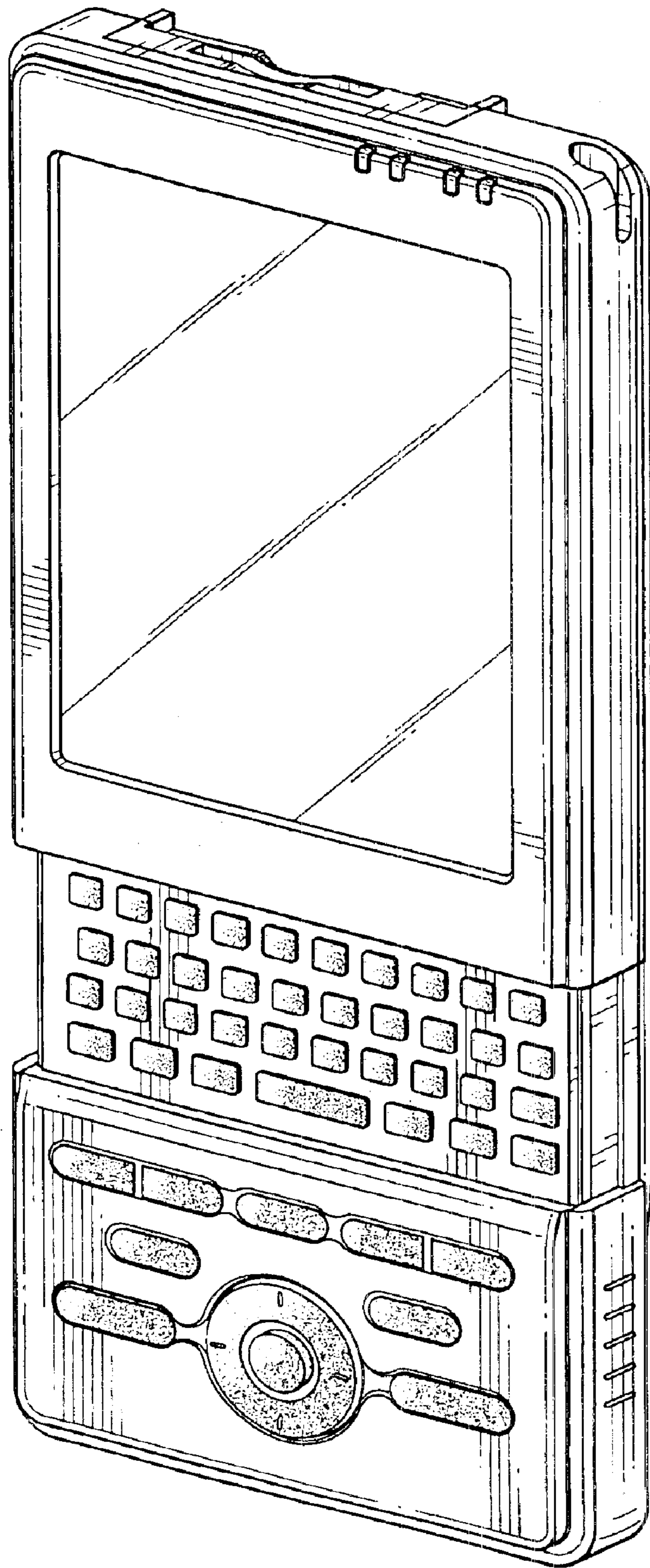


Fig. 8

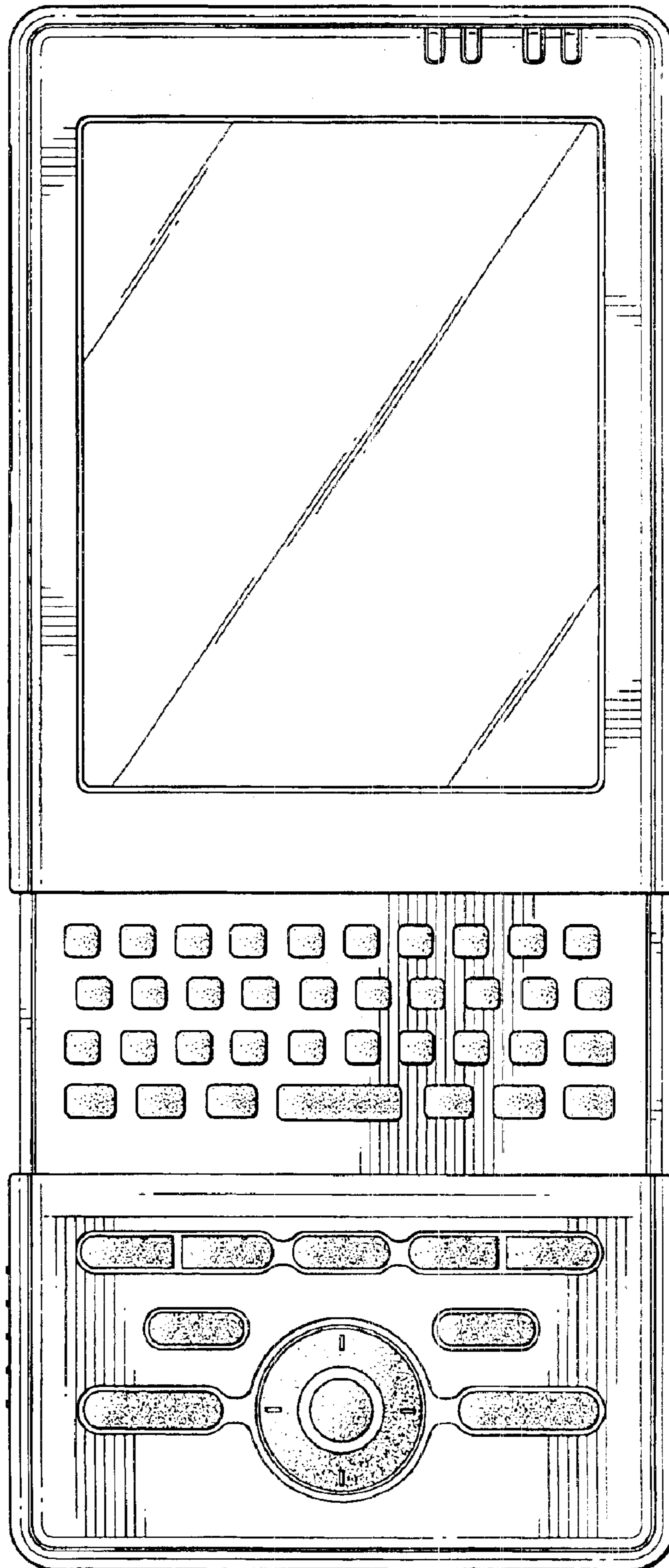


Fig. 9




Fig. 10




Fig. 11

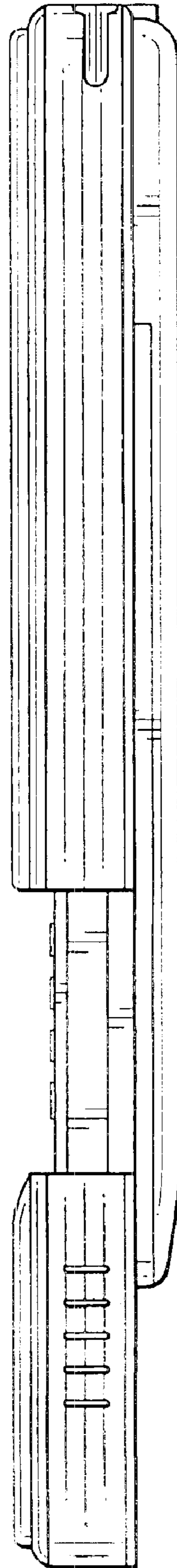


Fig. 12