

US00D502702S

(12) **United States Design Patent**
Deshazer

(10) **Patent No.:** **US D502,702 S**
(45) **Date of Patent:** **** Mar. 8, 2005**

(54) **DICTIONARY COMPUTER**

(76) **Inventor:** **Henry Deshazer**, 2800 Tift Ave.,
Tifton, GA (US) 31794

(**) **Term:** **14 Years**

(21) **Appl. No.:** **29/198,327**

(22) **Filed:** **Jan. 28, 2004**

(51) **LOC (7) Cl.** **14-02**

(52) **U.S. Cl.** **D14/346**

(58) **Field of Search** D14/341-346;
D18/1, 2, 7; 235/145 A, 145 R; 341/22,
23; 345/156, 168, 169, 171-173; 704/2,
3, 7, 10; 700/92; 708/109; 715/532; D19/60

(56) **References Cited**

U.S. PATENT DOCUMENTS

3,932,859 A	1/1976	Kyriakides	
4,117,542 A *	9/1978	Klausner et al.	708/109
4,158,236 A	6/1979	Levy	
D263,969 S *	4/1982	Hirata et al.	D18/7
4,481,607 A	11/1984	Kobayashi	

4,811,273 A	3/1989	Kishimoto	
D300,534 S	4/1989	Luong	
4,843,589 A	6/1989	Yoshida	
5,007,019 A	4/1991	Squillante	
D317,626 S *	6/1991	Muller	D19/60
D383,731 S *	9/1997	Mieki et al.	D14/345
D430,566 S *	9/2000	Chu et al.	D14/345

* cited by examiner

Primary Examiner—Freda S. Nunn

(74) *Attorney, Agent, or Firm*—Lawrence J. Gibney, Jr.

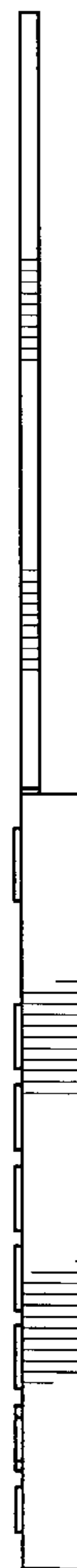

(57) **CLAIM**

The ornamental design for a dictionary computer, as shown and described.

DESCRIPTION

FIG. 1 is a top view of the device.
FIG. 2 is a bottom view of the device.
FIG. 3 is a right side view of the device.
FIG. 4 is a left side view of the device.
FIG. 5 is a front view of the device; and,
FIG. 6 is a back view of the device.

1 Claim, 3 Drawing Sheets






FIG. 1




FIG. 2

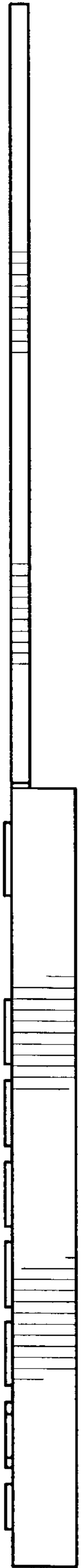


FIG. 3

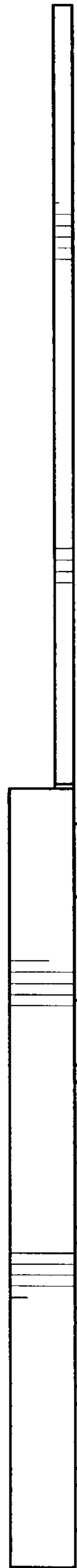


FIG. 4




FIG. 6



FIG. 5