

US00D502675S

(12) **United States Design Patent**
Ichinose et al.

(10) **Patent No.:** **US D502,675 S**
(45) **Date of Patent:** **** Mar. 8, 2005**

(54) **FRONT BUMPER OF AUTOMOBILES**

(75) Inventors: **Kazuhiro Ichinose, Wako (JP);**
Naoyuki Nishio, Wako (JP)

(73) Assignee: **Honda Giken Kogyo Kabushiki**
Kaisha, Tokyo (JP)

(**) Term: **14 Years**

(21) Appl. No.: **29/186,885**

(22) Filed: **Jul. 24, 2003**

(30) **Foreign Application Priority Data**

Jan. 24, 2003 (JP) 2003-001594

(51) **LOC (7) Cl.** **12-16**

(52) **U.S. Cl.** **D12/169**

(58) **Field of Search** D12/90-92, 86,
D12/169, 196; 296/180.1, 180.2; 293/102,
113, 115, 117, 120

(56) **References Cited**

U.S. PATENT DOCUMENTS

D436,067 S 1/2001 Okano et al.
D452,207 S * 12/2001 Ishii et al. D12/169
D462,640 S * 9/2002 Sakae D12/169
D473,168 S * 4/2003 Hayashi D12/169
D473,499 S * 4/2003 Tanabe et al. D12/169

D473,500 S * 4/2003 Okumoto et al. D12/169
D474,720 S * 5/2003 Tachibana et al. D12/169
D483,706 S * 12/2003 Kato D12/169
D494,114 S * 8/2004 Kneefel et al. D12/169

FOREIGN PATENT DOCUMENTS

JP D1112971 9/1999

* cited by examiner

Primary Examiner—Melody N. Brown

(74) *Attorney, Agent, or Firm*—Arent Fox PLLC

(57) **CLAIM**

The ornamental design for a front bumper of automobiles, as shown and described.

DESCRIPTION

FIG. 1 is a front view of the front bumper showing our new design.

FIG. 2 is a rear view thereof.

FIG. 3 is a top plan view thereof.

FIG. 4 is a bottom view thereof.

FIG. 5 is a right side view thereof.

FIG. 6 is a left side view thereof.

FIG. 7 is a front perspective view thereof as seen from the left side; and,

FIG. 8 is a rear perspective view thereof as seen from the right side.

1 Claim, 4 Drawing Sheets




FIG.1

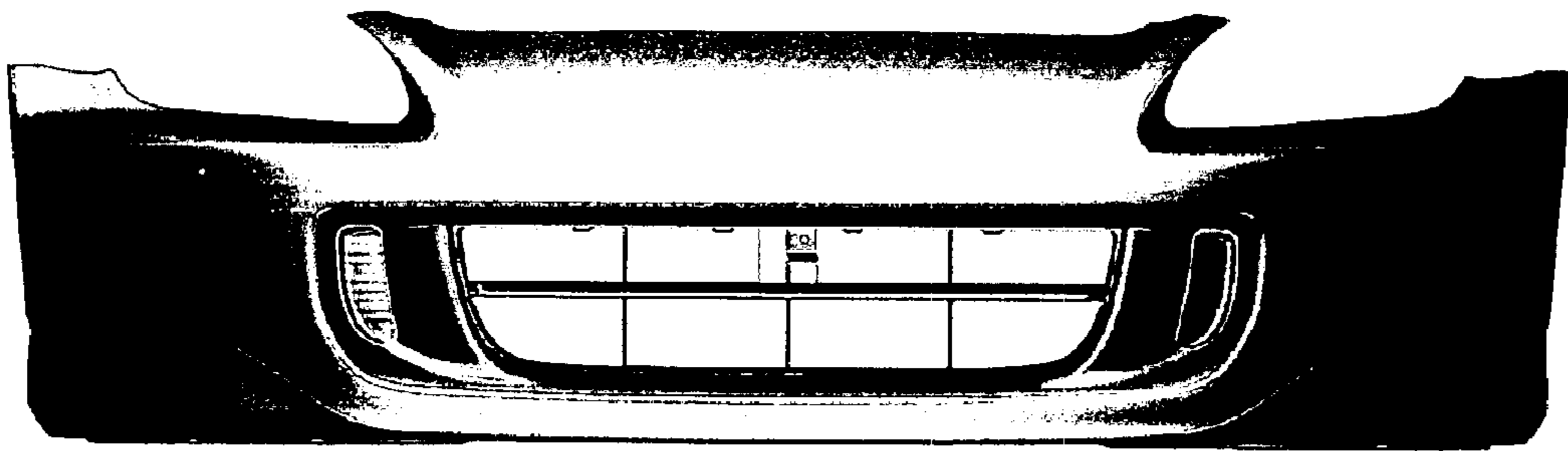


FIG.2

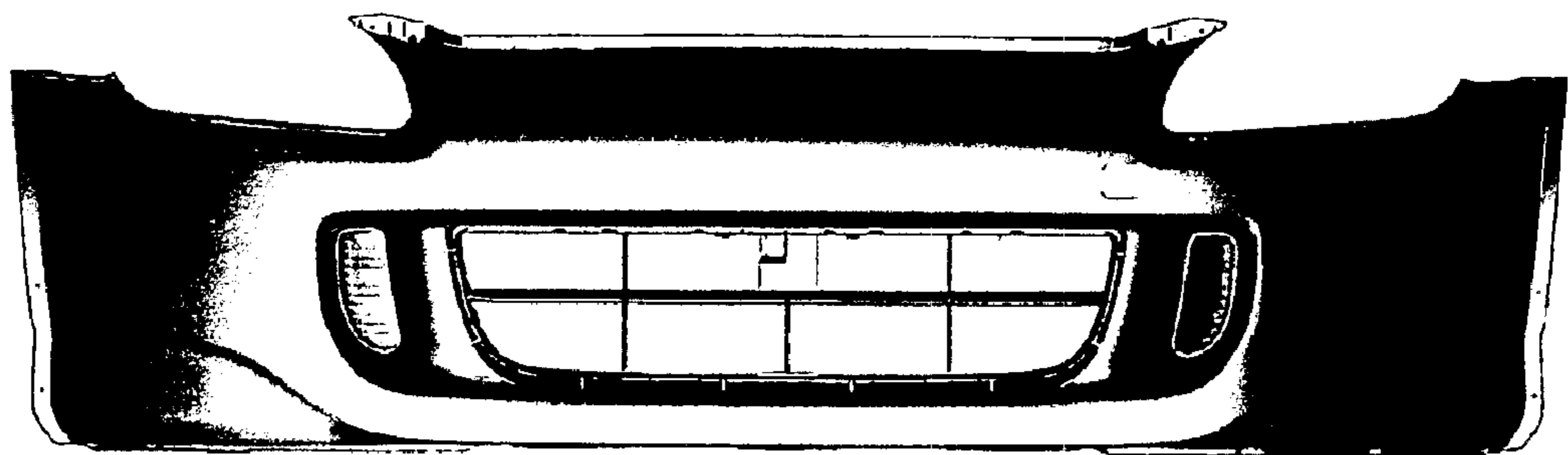


FIG.3




FIG.4

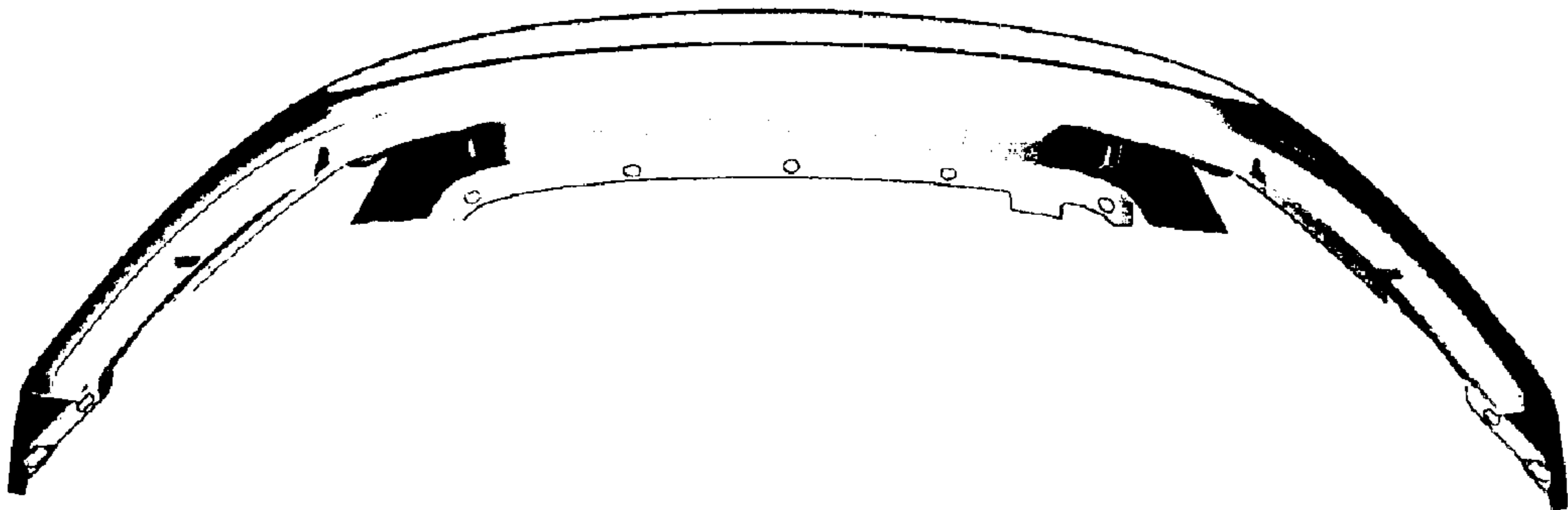


FIG.5




FIG.6



FIG.7




FIG.8

