



US00D502674S

(12) **United States Design Patent**
Drew et al.

(10) **Patent No.:** **US D502,674 S**
(45) **Date of Patent:** **** Mar. 8, 2005**

(54) **SEAT POST**

(75) Inventors: **Errol Drew**, 10 Smith Court,
Southbridge, Northampton (GB), NN4
8GF; **Philip Justin Karl**, Providence,
RI (US)

(73) Assignee: **Errol Drew**, Foxborough, MA (US)

(**) Term: **14 Years**

(21) Appl. No.: **29/200,642**

(22) Filed: **Mar. 1, 2004**

(51) **LOC (7) Cl.** **12-11**

(52) **U.S. Cl.** **D12/119**

(58) **Field of Search** D12/111, 119;
297/195.1, 215.13, 215.14, 215.15, 208,
209; 280/220, 274, 275, 281.1, 283, 288.1-288.3;
248/581, 622, 631, 632

(56) **References Cited**

U.S. PATENT DOCUMENTS

D369,577 S * 5/1996 Liou D12/119
5,657,958 A * 8/1997 McLaughlin et al. 280/220

OTHER PUBLICATIONS

Schwab Cycles Spring 2001 catalog, Ritchie Seat Posts on
p. 41.*

* cited by examiner

Primary Examiner—Alan P. Douglas
Assistant Examiner—Linda Brooks

(74) *Attorney, Agent, or Firm*—David J. Ridders; Brown
Rudnick Berlack Israels LLP

(57) **CLAIM**

The ornamental design for a seat post, as shown and
described.

DESCRIPTION

FIG. 1 is a right side elevation of a seat post according to our
new design, shown as might optionally be used with a
surrounding structure, such as a bicycle, which is shown in
broken lines for illustrative purposes only and forms no part
of the claimed design;

FIG. 2 is an enlarged right side elevation of a seat post
according to our new design;

FIG. 3 is an enlarged front elevation thereof;

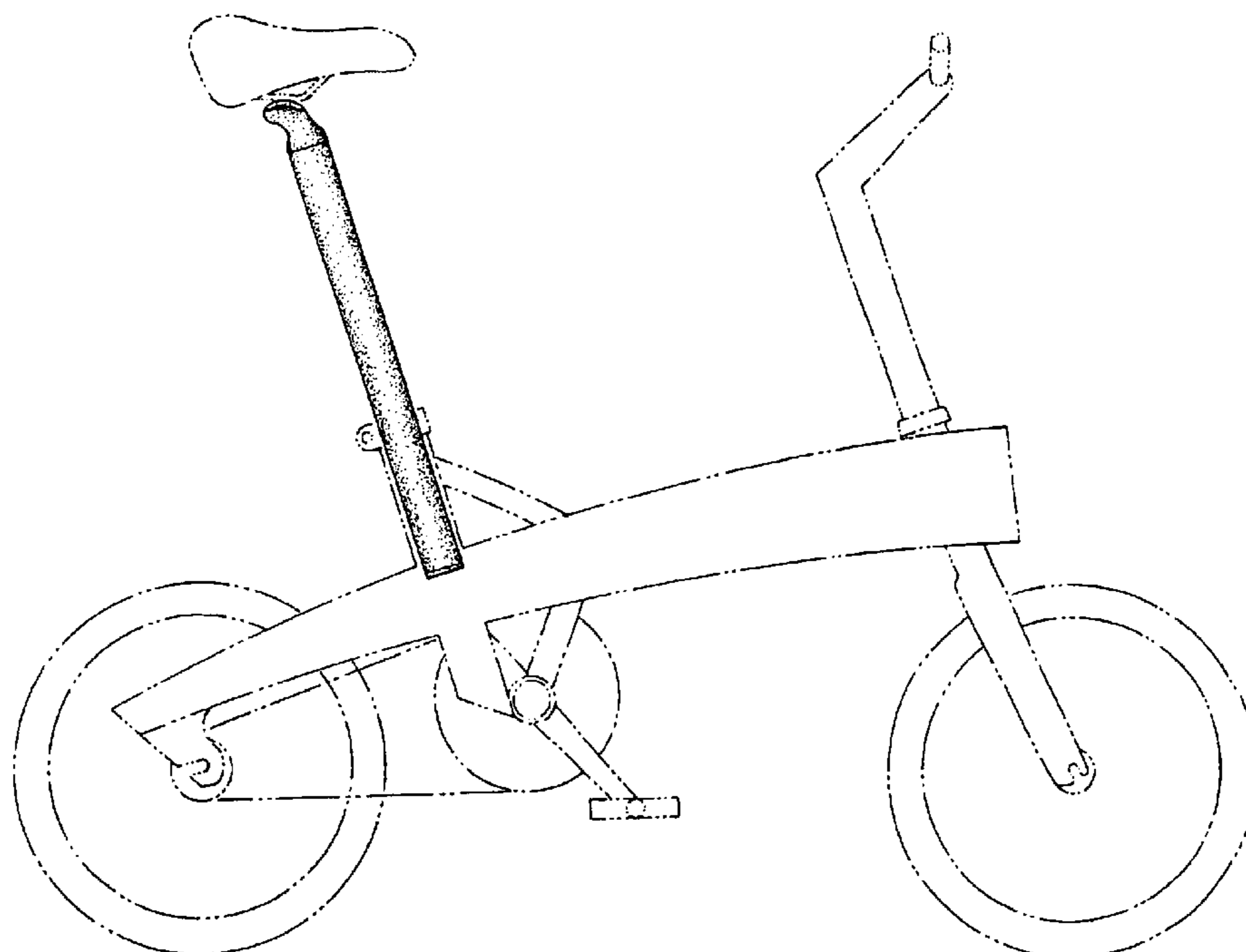
FIG. 4 is an enlarged back elevation thereof;

FIG. 5 is an enlarged top elevation thereof; and,

FIG. 6 is an enlarged bottom elevation thereof.

The left side elevation is a mirror of FIG. 2. The stippling
present in the figures is not intended to show texture.

1 Claim, 2 Drawing Sheets



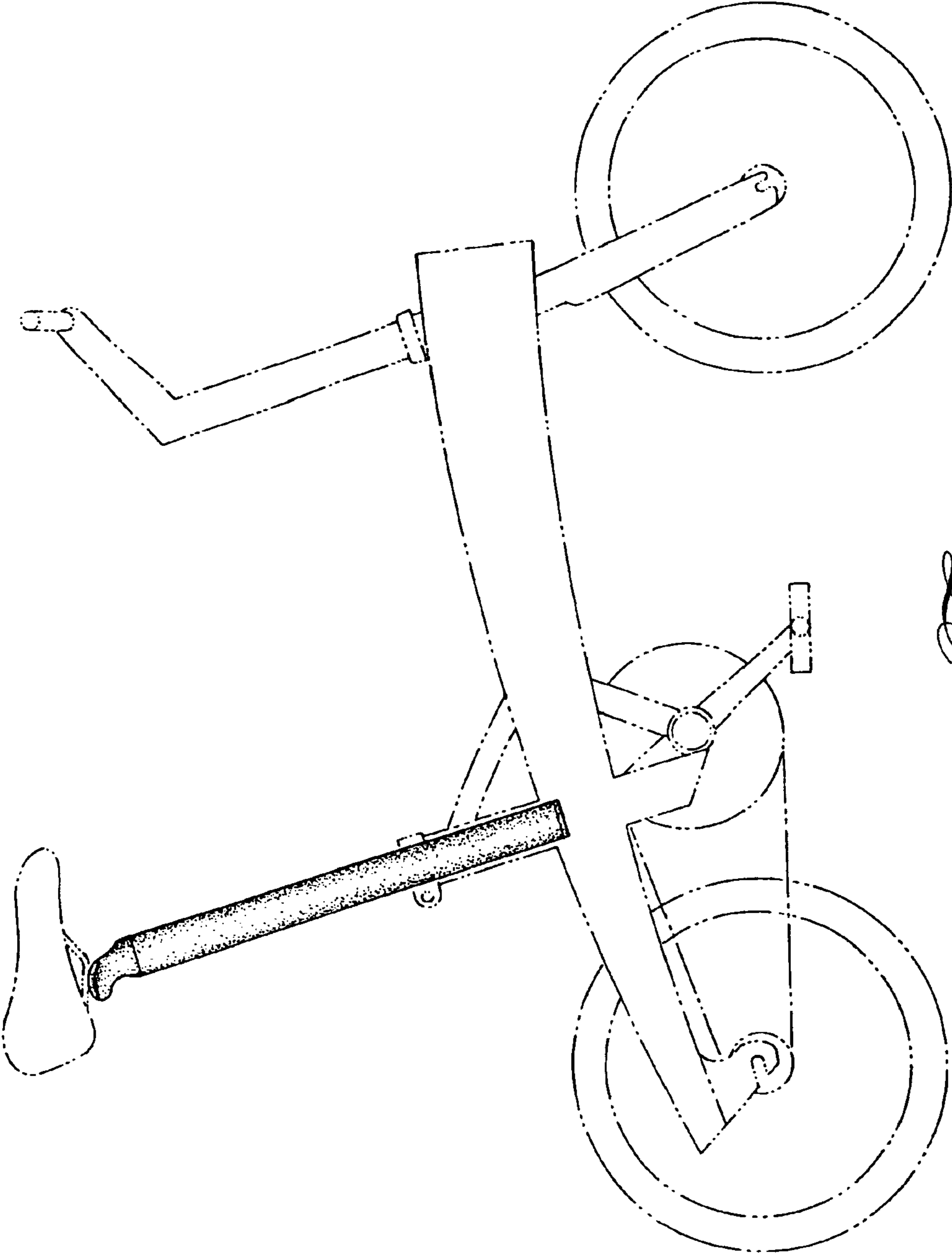


Fig. 1




Fig. 2




Fig. 3




Fig. 4

Fig. 5

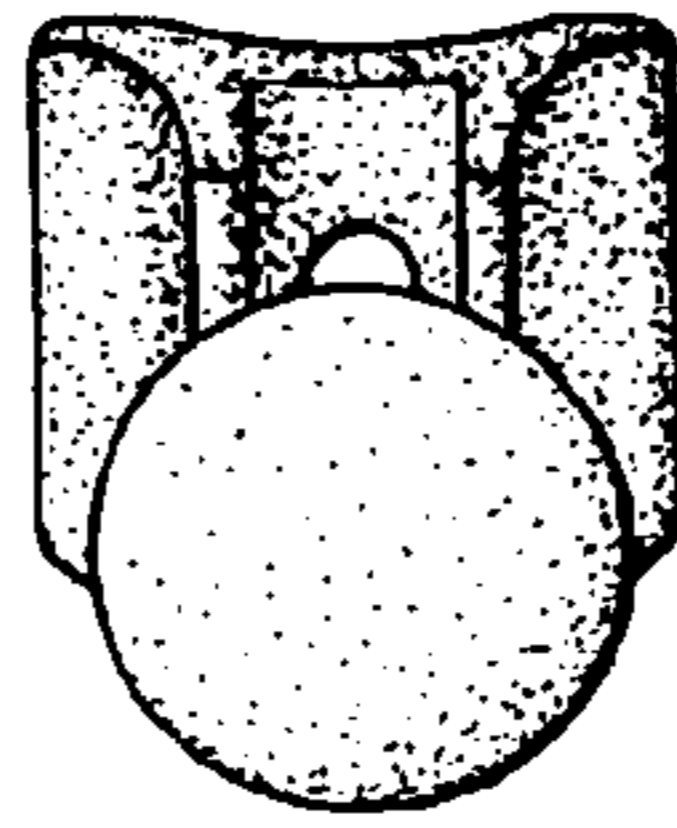
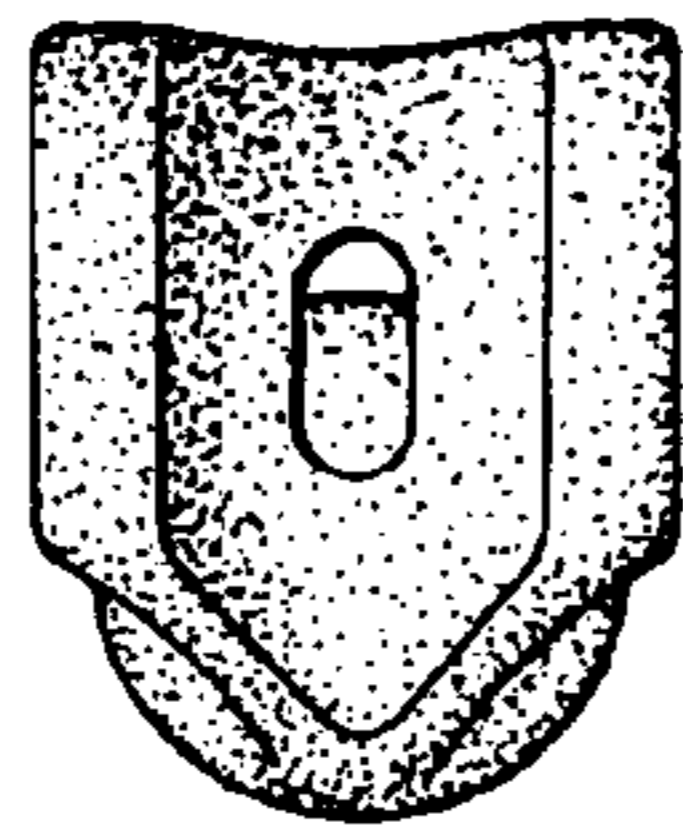


Fig. 6