

US00D502672S

(12) **United States Design Patent** (10) **Patent No.:** **US D502,672 S**  
**Hannona et al.** (45) **Date of Patent:** **\*\* Mar. 8, 2005**

(54) **VEHICLE BODY**  
(75) Inventors: **Thamer H. Hannona**, Studio City, CA (US); **Bryan E. Nesbitt**, Lake Orion, MI (US); **Kenneth K. Parkinson**, Rochester, MI (US); **Phillip A. Zak, Jr.**, W. Bloomfield, MI (US)  
(73) Assignee: **General Motors Corporation**, Detroit, MI (US)  
(\*\*) Term: **14 Years**  
(21) Appl. No.: **29/195,217**  
(22) Filed: **Dec. 8, 2003**  
(51) **LOC (7) Cl.** ..... **12-08**  
(52) **U.S. Cl.** ..... **D12/91**  
(58) **Field of Search** ..... D12/90-92, 86; D21/424, 433; 296/185

D114,029 S 3/1939 Merillat ..... D12/91  
D117,056 S 10/1939 Cadwallader ..... D12/91  
D142,456 S 9/1945 Wells et al. .... D12/91  
D156,211 S 11/1949 Christopher ..... D12/91  
3,730,582 A 5/1973 Lieffring ..... 296/28 R  
D251,418 S 3/1979 Hanus ..... D12/91  
D381,294 S 7/1997 Forbes-Robinson ..... D12/91  
D406,549 S 3/1999 Bailey et al. .... D12/91  
D413,081 S 8/1999 Nesbitt et al. .... D12/91  
D418,086 S 12/1999 Starr et al. .... D12/91  
D430,821 S 9/2000 Carlson et al. .... D12/92  
D453,712 S 2/2002 Pasteiner et al. .... D12/91  
D454,521 S 3/2002 Allen ..... D12/91  
D454,813 S 3/2002 Boniface ..... D12/91  
D455,983 S \* 4/2002 Carlson ..... D12/92  
D456,746 S 5/2002 Carlson ..... D12/91  
D460,022 S 7/2002 Hsu et al. .... D12/91  
D464,914 S 10/2002 Warkuss et al. .... D12/91  
D468,247 S 1/2003 Vandillen ..... D12/196  
D472,863 S \* 4/2003 Carroll ..... D12/196  
D476,602 S 7/2003 Yanada et al. .... D12/92  
D477,251 S 7/2003 Yoshikata ..... D12/91  
D478,533 S \* 8/2003 Nicholas et al. .... D12/91

(56) **References Cited**

**U.S. PATENT DOCUMENTS**

D44,156 S 6/1913 Wadsworth ..... D12/91  
D56,020 S 8/1920 Montgomery ..... D12/91  
D58,665 S 8/1921 Earl ..... D12/91  
D76,249 S 9/1928 Ledwinka ..... D12/91  
D76,487 S 10/1928 Lee ..... D12/91  
D77,231 S 12/1928 Goodwin ..... D12/91  
D78,207 S 4/1929 Hill ..... D12/91  
D78,453 S 5/1929 Dietrich ..... D12/91  
D79,032 S 7/1929 Lee ..... D12/91  
D79,167 S 8/1929 Rukavina ..... D12/91  
D81,311 S 6/1930 Orsenigo ..... D12/91  
D82,277 S 10/1930 Pearsons ..... D12/91  
D83,343 S 2/1931 Okada ..... D12/91  
D85,532 S 11/1931 Leamy ..... D12/91  
D88,723 S 12/1932 Baker ..... D12/91  
D89,202 S 2/1933 Ledwinka ..... D12/91  
D89,787 S 5/1933 Northup ..... D12/91  
D92,019 S 4/1934 Prince ..... D12/91  
D97,929 S 12/1935 Edwards ..... D12/91  
D99,156 S 3/1936 Covey ..... D12/91  
D103,096 S 2/1937 Fitzmaurice ..... D12/91  
D104,081 S 4/1937 Northup ..... D12/91

\* cited by examiner

*Primary Examiner*—Melody N. Brown  
(74) *Attorney, Agent, or Firm*—Timothy G. Gorbatoff


(57) **CLAIM**


The ornamental design for a vehicle body, as shown and described.

**DESCRIPTION**


FIG. 1 is a front perspective view of a vehicle body showing our new design;  
FIG. 2 is a rear perspective view thereof;  
FIG. 3 is a right side view thereof; the left side being a mirror image;  
FIG. 4 is a front view thereof; and,  
FIG. 5 is a rear view thereof.  
In the drawings, the broken line showing of the tires and wheels are for illustrative purposes and form no part of the claimed invention.

**1 Claim, 3 Drawing Sheets**

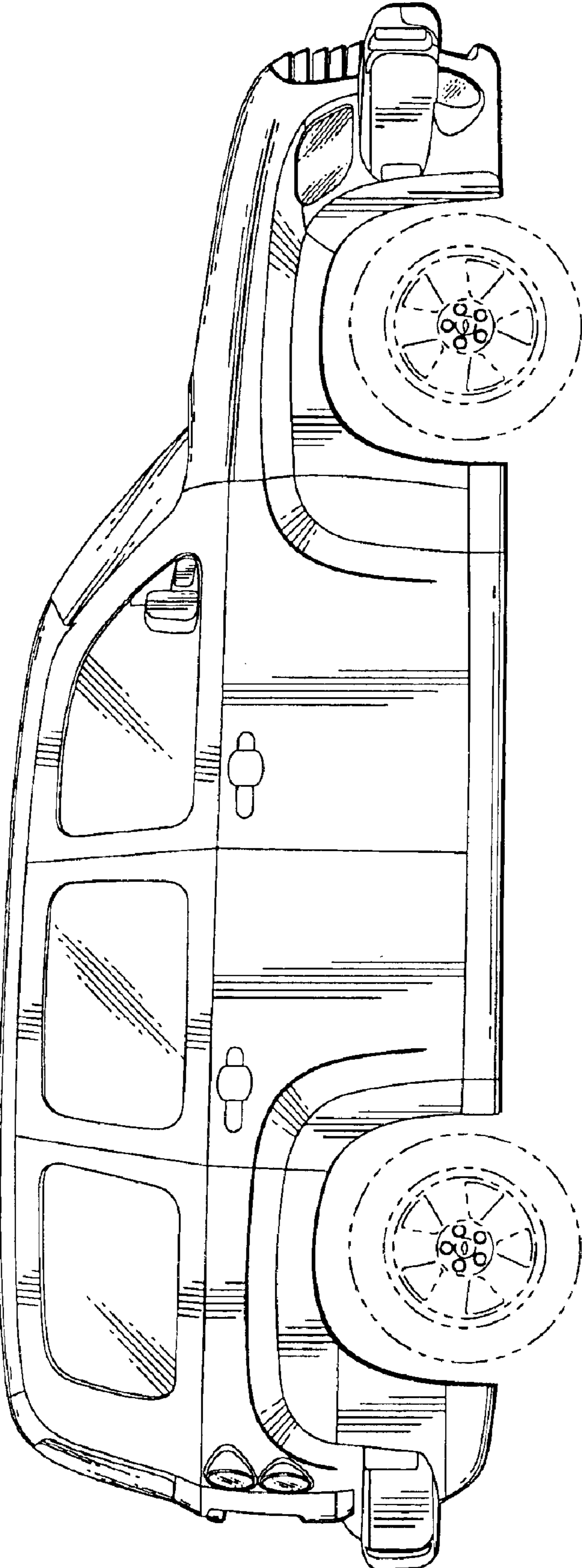





*FIG. 1*




*FIG. 2*



*FIG. 3*



**FIG. 4**



**FIG. 5**