



US00D502666S

(12) **United States Design Patent**  
**Kejejian**

(10) **Patent No.:** **US D502,666 S**

(45) **Date of Patent:** **\*\* Mar. 8, 2005**

(54) **DIAMOND CUT**

(75) **Inventor:** **Toros Kejejian**, Los Angeles, CA (US)

(73) **Assignee:** **Tycoon Cut, Inc.**, Los Angeles, CA (US)

(\*\*) **Term:** **14 Years**

(21) **Appl. No.:** **29/199,490**

(22) **Filed:** **Feb. 13, 2004**

(51) **LOC (7) Cl.** ..... **11-01**

(52) **U.S. Cl.** ..... **D11/90**

(58) **Field of Search** ..... D11/1-2, 26-29,  
D11/89-92; 63/26-28, 32

(56) **References Cited**

**U.S. PATENT DOCUMENTS**

- D59,298 S \* 10/1921 Steel ..... D11/90
- D81,382 S \* 6/1930 Dinhofer ..... D11/90
- D368,232 S \* 3/1996 Bachar ..... D11/90

- D432,044 S \* 10/2000 Hacmon ..... D11/90
- 6,449,985 B1 \* 9/2002 Kejejian ..... 63/32

\* cited by examiner

*Primary Examiner*—Ralf Seifert

(74) *Attorney, Agent, or Firm*—Stephen E. Feldman, P.C.

(57) **CLAIM**

I claim the diamond cut, as shown and described.

**DESCRIPTION**

FIG. 1 is a top view of the invention;

FIG. 2 is a bottom view of the invention

FIG. 3 is a side view of the longer of the two short sides of the invention;

FIG. 4 is a view of the shorter of the two short sides of the invention; and,

FIG. 5 is a view of the long side of the invention. The other long side is the same as this side.

**1 Claim, 1 Drawing Sheet**


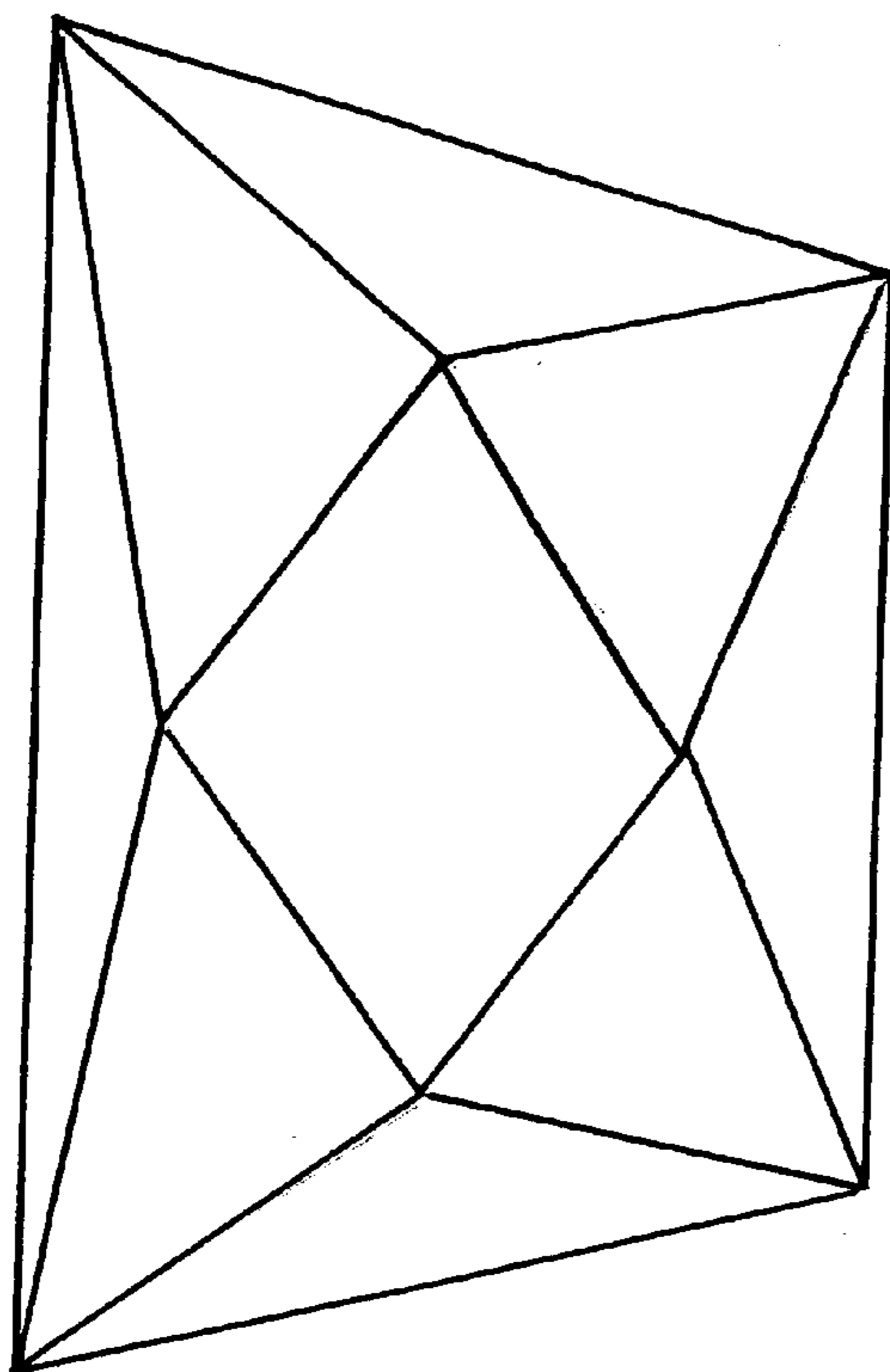


FIG. 1

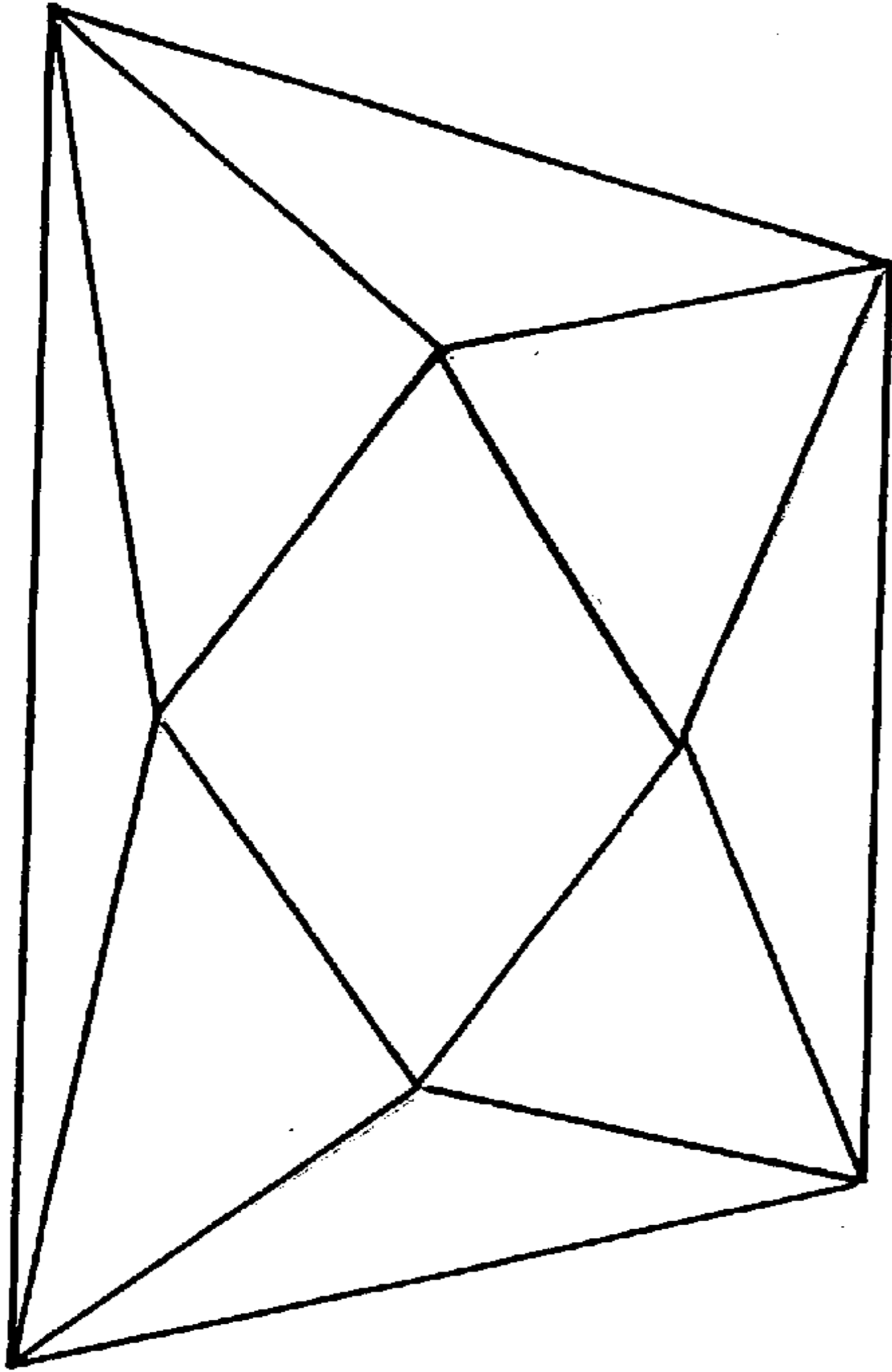


FIG. 3

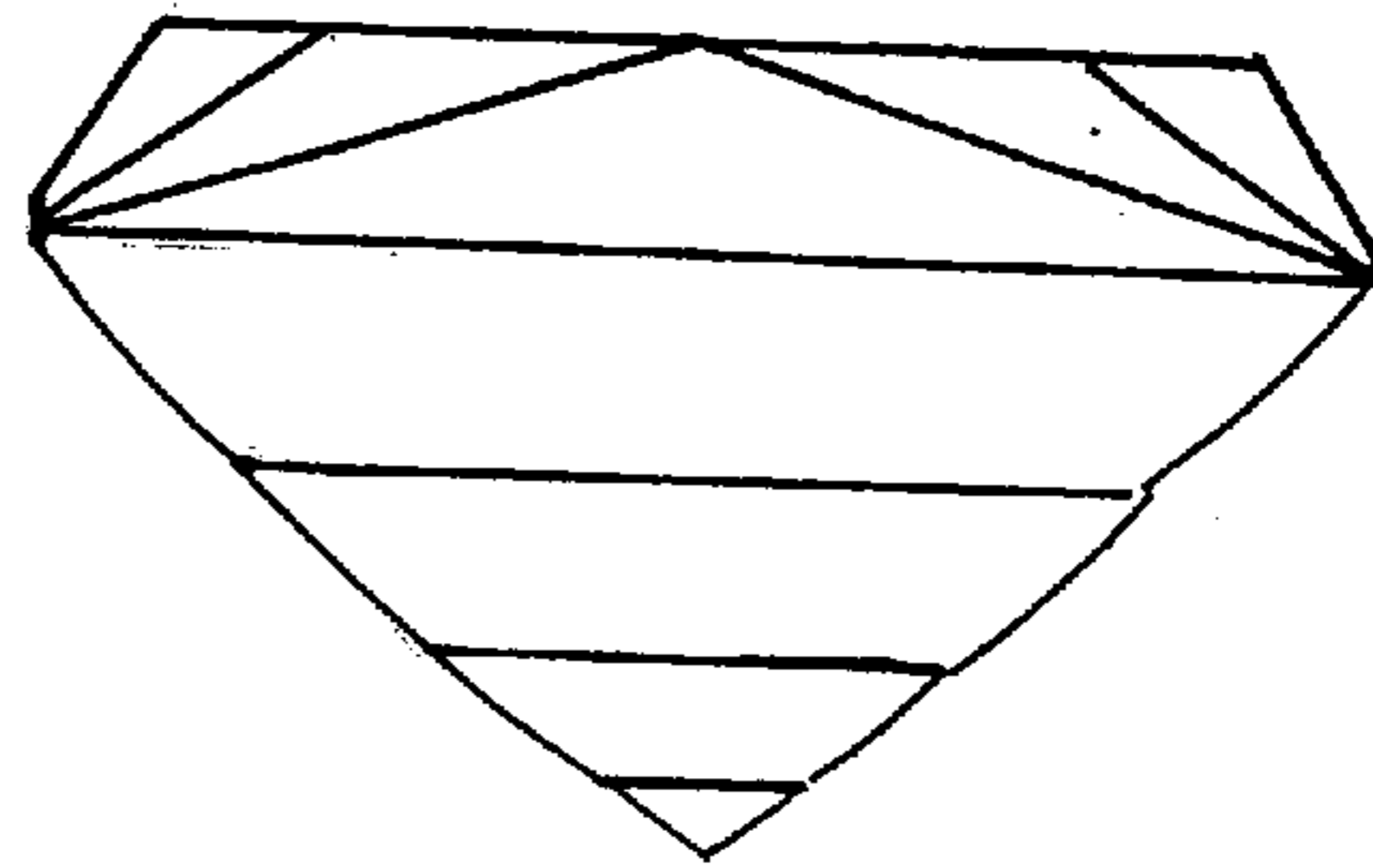


FIG. 4

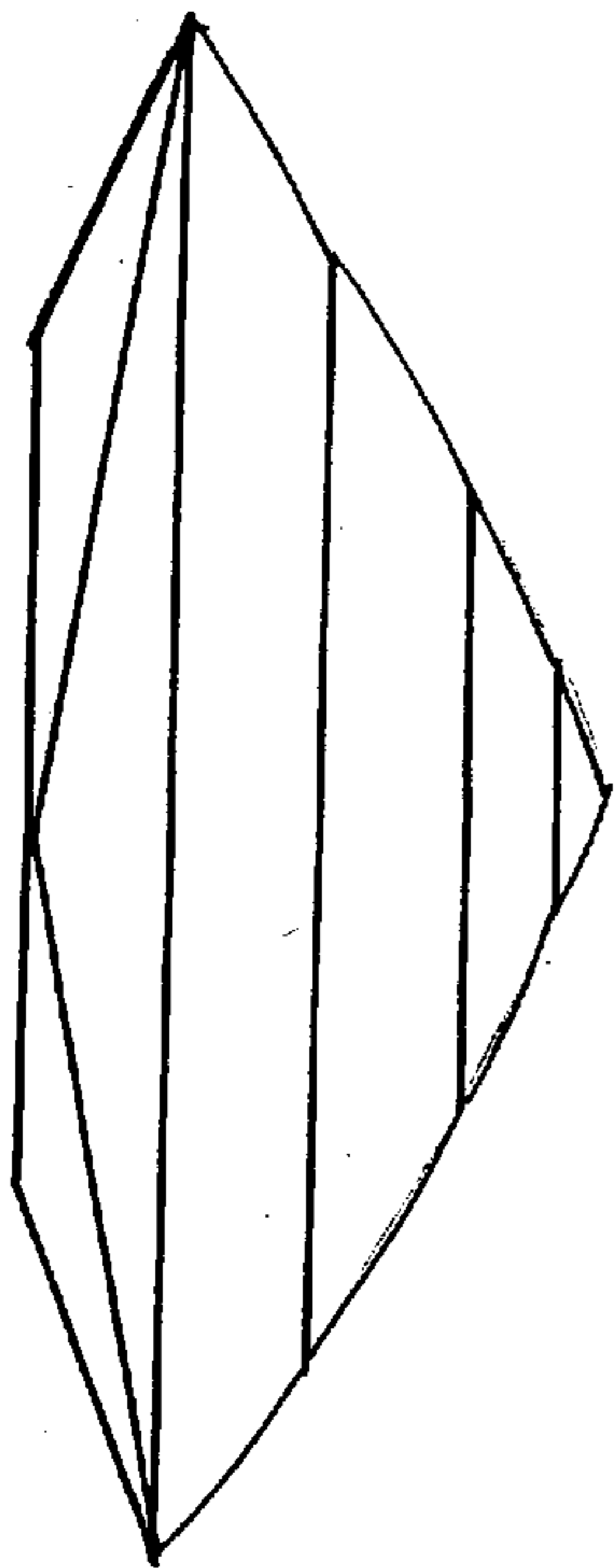


FIG. 2




FIG. 5

