

US00D502650S

(12) **United States Design Patent**
Kojima et al.

(10) **Patent No.:** **US D502,650 S**
(45) **Date of Patent:** **** Mar. 8, 2005**

(54) **WATCH CASE**
(75) Inventors: **Kazuyasu Kojima, Hamura (JP);**
Shingo Ishizaka, Hachiouji (JP)
(73) Assignee: **Casio Keisanki Kabushiki Kaisha,**
Tokyo (JP)
(**) Term: **14 Years**

D451,825 S * 12/2001 Hanagata D10/30
D479,691 S * 9/2003 Goto D10/30
D486,076 S * 2/2004 Shoubayashi D10/38
D486,402 S * 2/2004 Shoubayashi D10/30
D488,389 S * 4/2004 Moriai et al. D10/30
D489,999 S * 5/2004 Yamamoto D10/30
D496,289 S * 9/2004 Kojima et al. D10/30

* cited by examiner

Primary Examiner—Nelson C. Holtje
(74) *Attorney, Agent, or Firm*—Frishauf, Holtz, Goodman
& Chick, P.C.

(21) Appl. No.: **29/201,544**
(22) Filed: **Mar. 16, 2004**

(51) **LOC (7) Cl.** **10-02**
(52) **U.S. Cl.** **D10/30**
(58) **Field of Search** D10/1-40, 122-132;
368/41-44, 82-84, 28-30, 239-242, 276-277,
280-282, 285

(57) **CLAIM**

The ornamental design for a watch case, as shown and described.

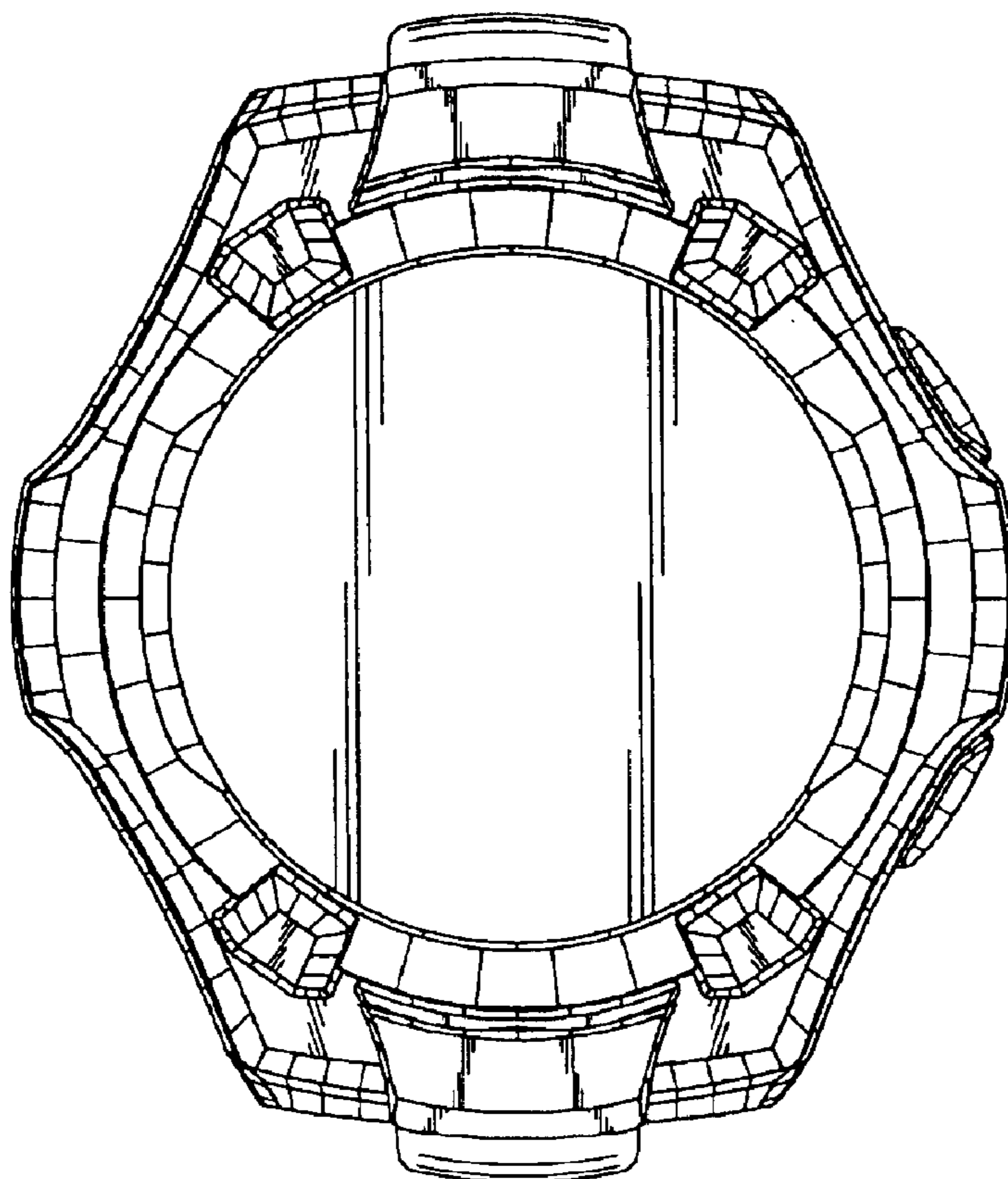
DESCRIPTION

FIG. 1 is a reduced scale front, right, bottom side perspective view of a watch case showing our new design; FIG. 2 is a front elevational view thereof; FIG. 3 is a rear elevational view thereof; FIG. 4 is a left side view thereof; FIG. 5 is a right side view thereof; FIG. 6 is a top plan view thereof; and, FIG. 7 is a bottom plan view thereof.

(56) **References Cited**
U.S. PATENT DOCUMENTS

D401,160 S * 11/1998 Akagi D10/30
D413,527 S * 9/1999 Hanagata D10/30
D420,295 S * 2/2000 Oshita D10/30
D426,472 S * 6/2000 Oshita D10/30
D426,778 S * 6/2000 Kojima D10/30
D427,917 S * 7/2000 Hanagata D10/30

1 Claim, 5 Drawing Sheets



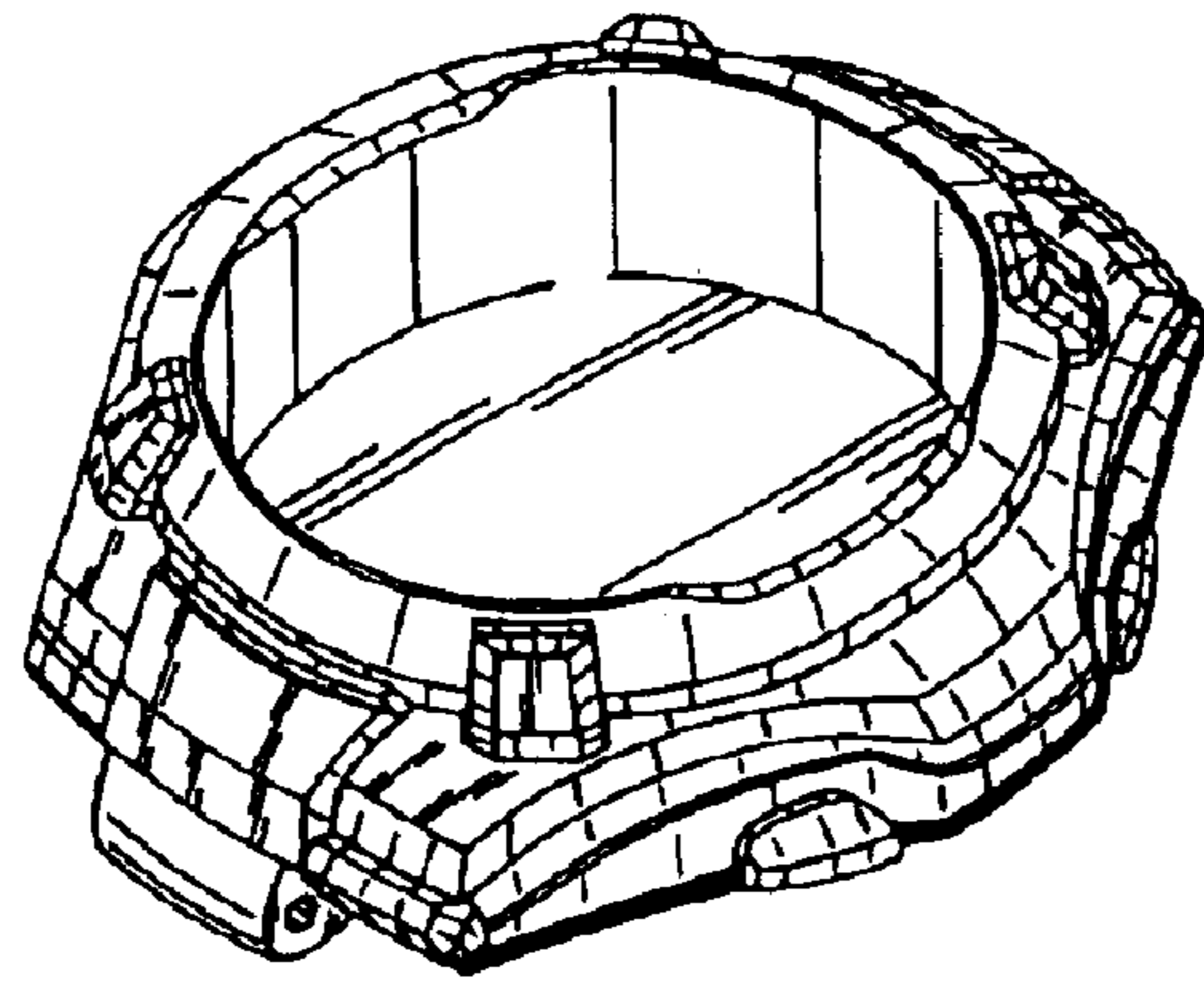


FIG. 1

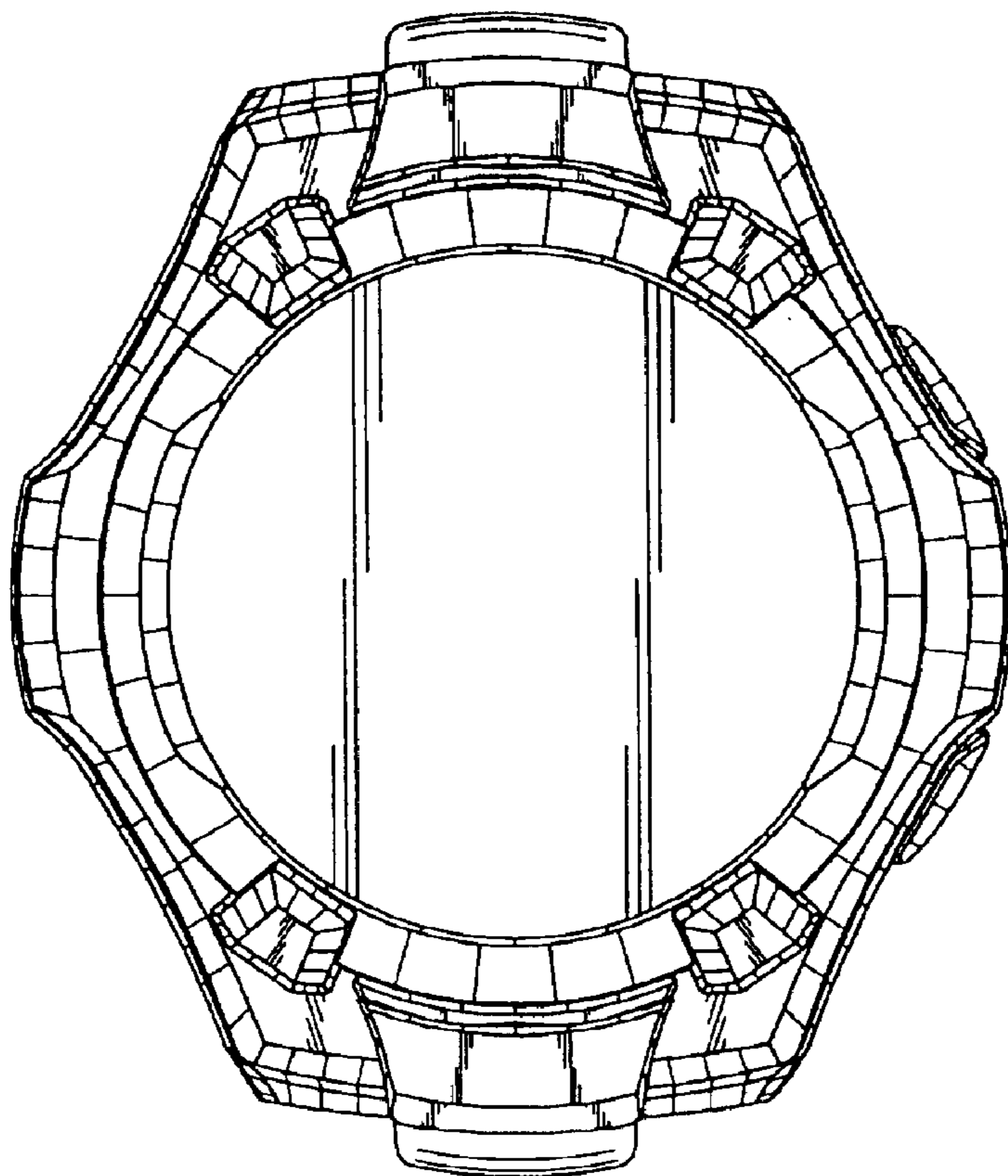


FIG. 2

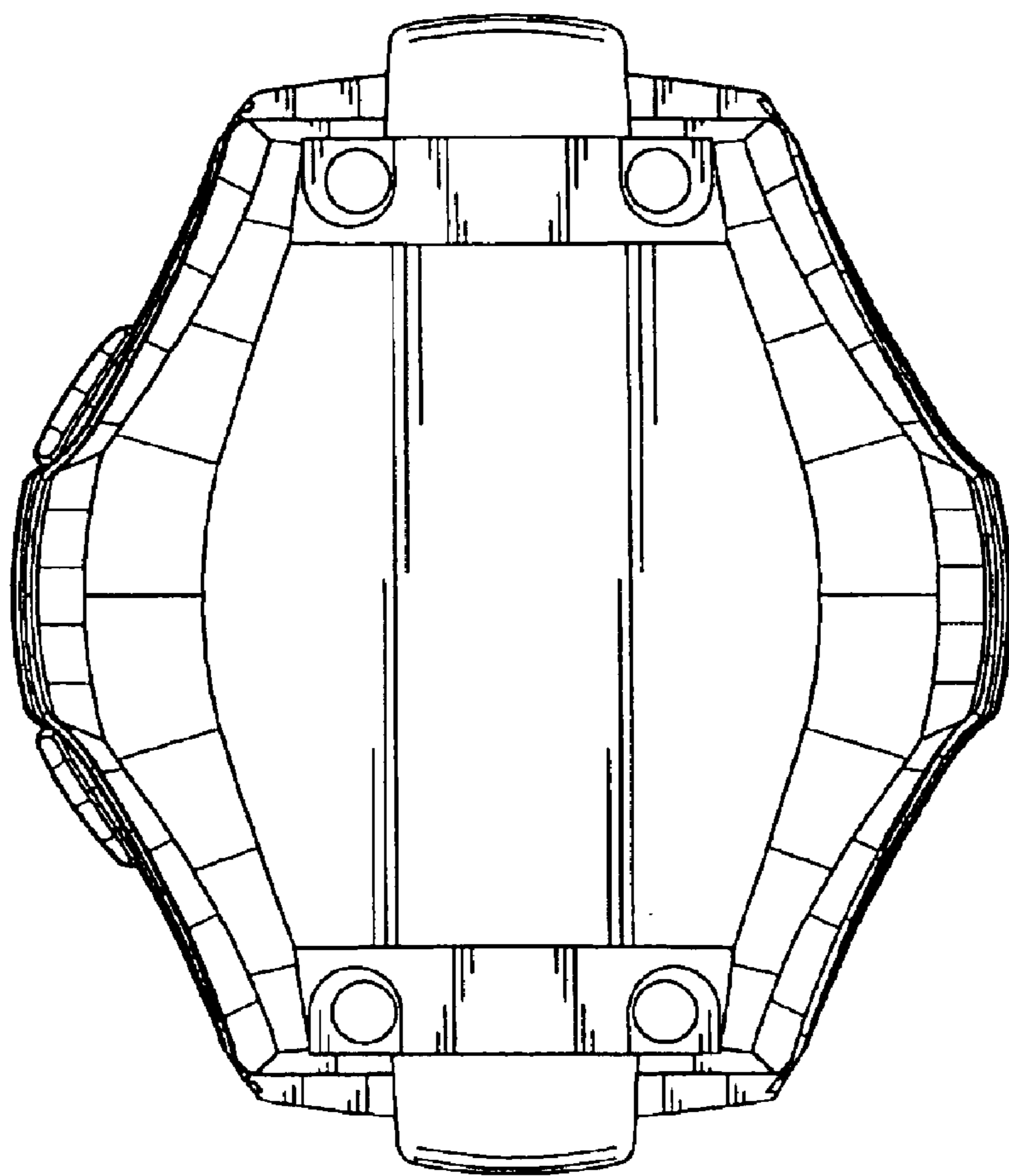


FIG. 3

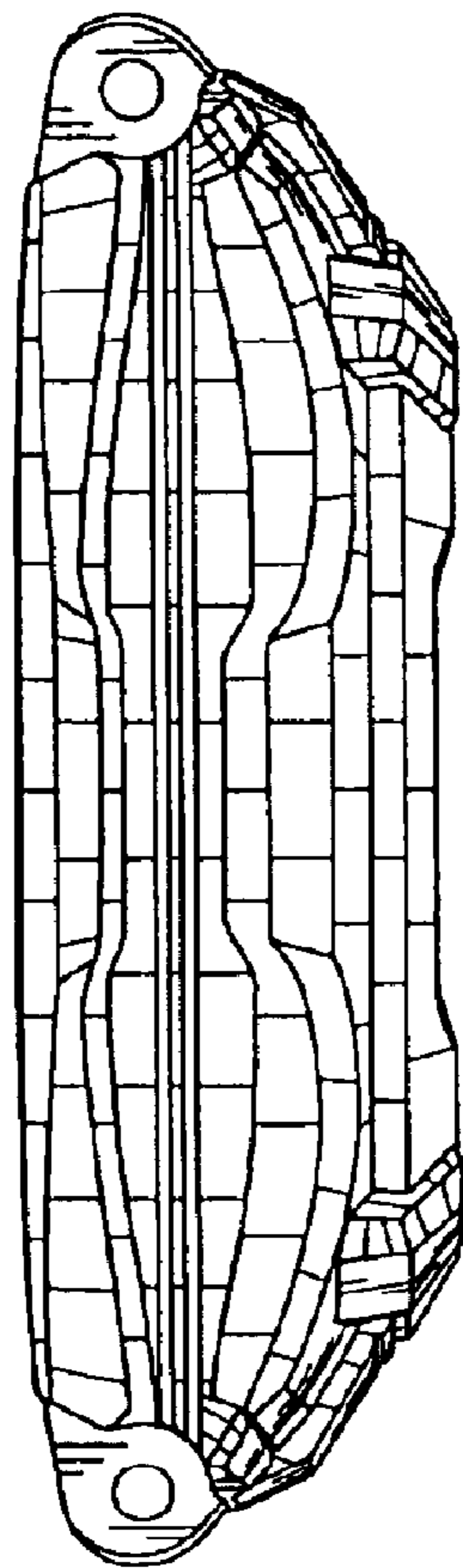


FIG. 4




FIG. 5

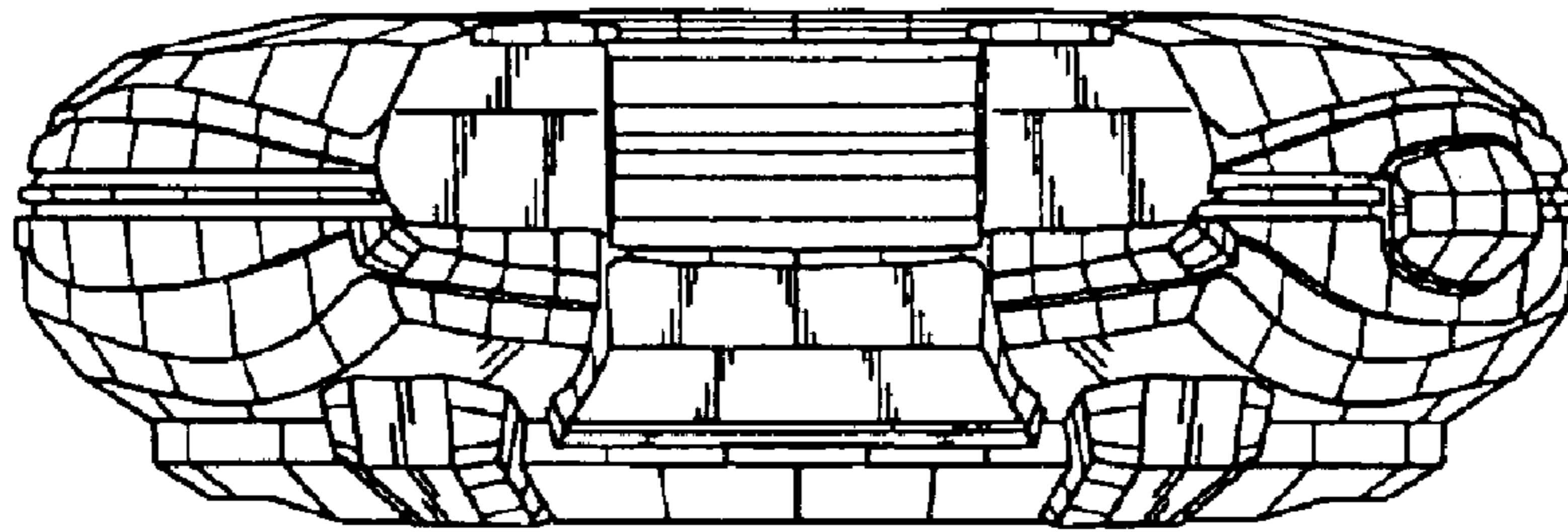


FIG. 6




FIG. 7