

US00D502620S

(12) **United States Design Patent**
McDaniel et al.

(10) **Patent No.:** **US D502,620 S**
(45) **Date of Patent:** **** Mar. 8, 2005**

(54) **TABLE**

(75) Inventors: **Thomas M. McDaniel**, Morganton, NC (US); **D. Scott Coley**, Morganton, NC (US)

(73) Assignee: **Bernhardt, L.L.C.**, Lenoir, NC (US)

(**) Term: **14 Years**

(21) Appl. No.: **29/199,966**

(22) Filed: **Feb. 20, 2004**

(51) **LOC (7) Cl.** **06-06**

(52) **U.S. Cl.** **D6/488; D6/480**

(58) **Field of Search** D6/480-489, 495-499, D6/429-431, 511, 477; 108/150, 153.1, 156, 157.1, 161, 65, 69, 77, 79, 83, 86; 248/188, 188.1, 188.8

(56) **References Cited**

U.S. PATENT DOCUMENTS

D207,645 S	*	5/1967	Goetz	D6/487
D283,863 S	*	5/1986	Bergelin	D6/477
D291,953 S	*	9/1987	Keller	D6/488
D438,727 S		3/2001	McDaniel et al.	D6/446
D448,588 S		10/2001	O'Hare et al.	D6/480
D448,590 S		10/2001	McDaniel et al.	D6/495
D449,469 S		10/2001	O'Hare et al.	D6/480
D455,296 S		4/2002	O'Hare et al.	D6/470
D456,646 S		5/2002	McDaniel et al.	D6/495
D458,052 S		6/2002	O'Hare et al.	D6/470
D497,064 S	*	10/2004	Domack	D6/480

OTHER PUBLICATIONS

Photocopy of scrollwork and a table; author unknow, undated.

Photocopy of scrollwork, author unknown, undated.

Photocopy of a table from Ethan Allen catlog, p. 324, copyright 1998.

Photocopy of scrollwork at an entry-way; Gilbert Poillerat, circa 1930.

Photocopy of a table; LaBarge, possibel date of Mar. 23, 1973.

Photocopy of a table base, author unknown, undated.

Photocopy of scrollwork at Henri Bendel's in New York; author unknown, undated.

Photocopy of a seat; author unknown, undated.

Photocopy of a table; author unknown, undated.

Photocopy of a table (top view); author unknown, undated.

Photocopy of tables from Historical James River Plantation; undated.

Photocopy of a table; author unknown, undated.

Photocopy of a table, author unknown, undated.

* cited by examiner

Primary Examiner—Janice E. Seeger

(74) *Attorney, Agent, or Firm*—MacCord Mason PLLC

(57) **CLAIM**

The ornamental design for a table, as shown and described.

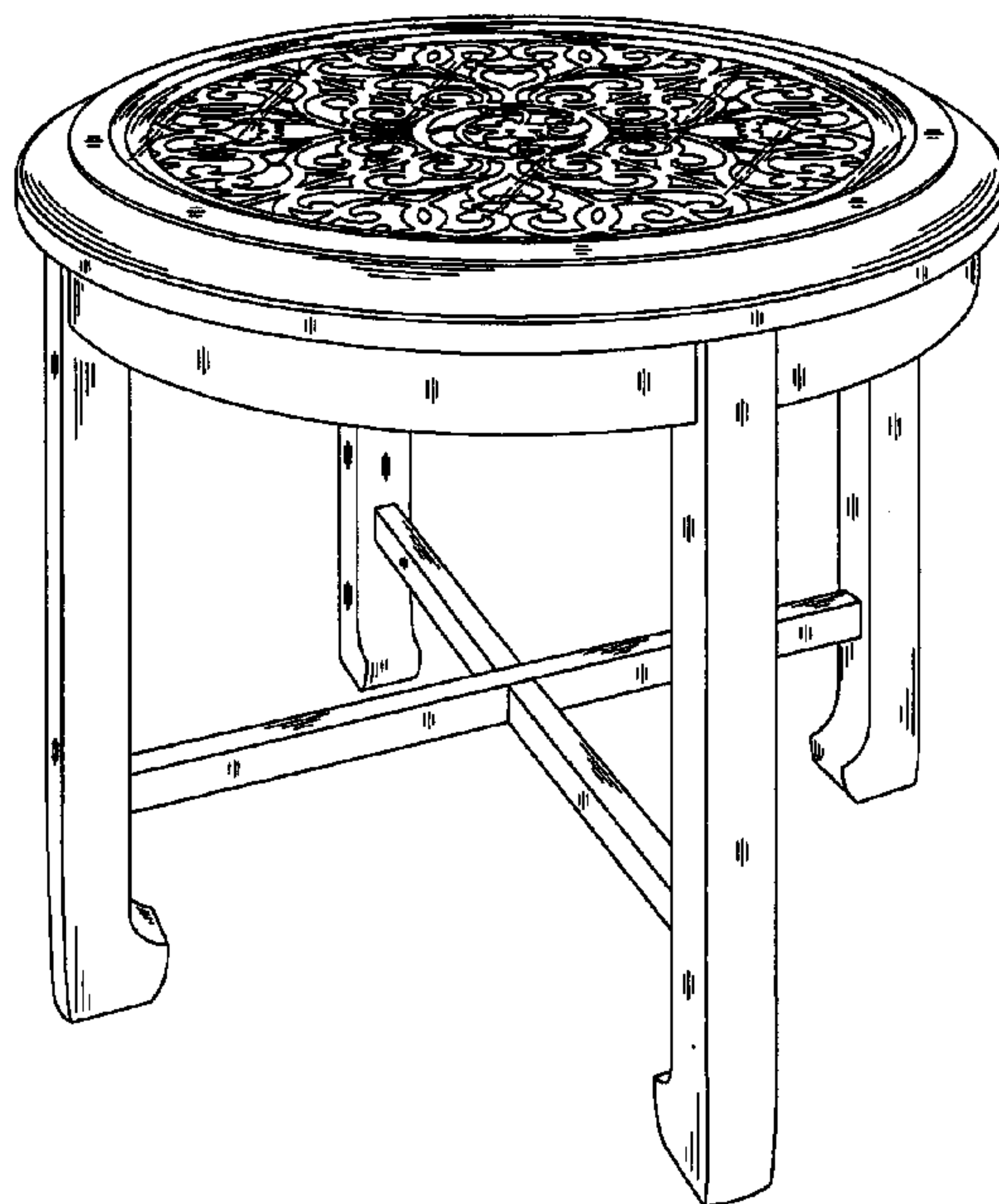
DESCRIPTION

FIG. 1 is a front perspective view of a table showing my new design;

FIG. 2 is a side view, the opposite side and left and right side views being identical; and,

FIG. 3 is a top view thereof.

1 Claim, 3 Drawing Sheets



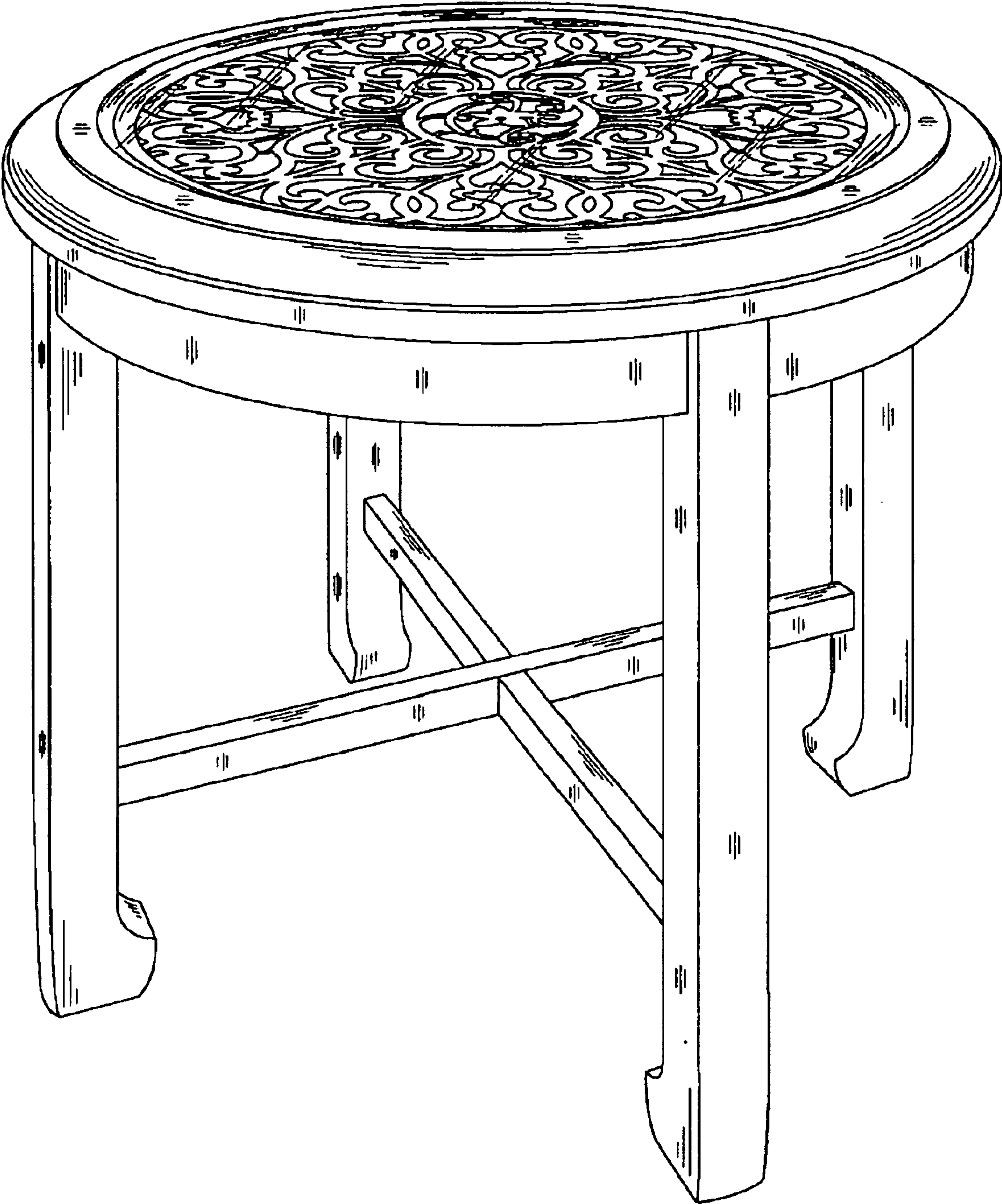


FIG. 1




FIG. 2




FIG. 3