



US00D502618S

(12) **United States Design Patent**  
**O'Hare**

(10) **Patent No.:** **US D502,618 S**  
(45) **Date of Patent:** **\*\* Mar. 8, 2005**

(54) **TABLE**

D446,054 S \* 8/2001 Jeup ..... D6/486

(75) **Inventor:** **Timothy M. O'Hare**, Oak Ridge, NC  
(US)

**OTHER PUBLICATIONS**

Photocopy of a table; undated, author unknown.

(73) **Assignee:** **Bernhardt, L.L.C.**, Lenoir, NC (US)

\* cited by examiner

(\*\*) **Term:** **14 Years**

*Primary Examiner*—Janice E. Seeger

(21) **Appl. No.:** **29/200,569**

(74) *Attorney, Agent, or Firm*—MacCord Mason PLLC

(22) **Filed:** **Mar. 1, 2004**

(57) **CLAIM**

The ornamental design for a table, as shown and described.

(51) **LOC (7) Cl.** ..... **06-06**

(52) **U.S. Cl.** ..... **D6/486; D6/495**

(58) **Field of Search** ..... D6/480–489, 495–499,  
D6/429–431, 511, 477; 108/150, 153.1,  
156, 157.1, 161; D30/123; D11/146; D26/20,  
22

**DESCRIPTION**

FIG. 1 is a front perspective view of a table showing my new design;

FIG. 2 is an elevational view, the opposite side and end being a mirror image thereof; and,


FIG. 3 is a top view.

(56) **References Cited**

**U.S. PATENT DOCUMENTS**

D61,548 S \* 10/1922 Magee ..... D6/503

**1 Claim, 3 Drawing Sheets**






FIG. 1

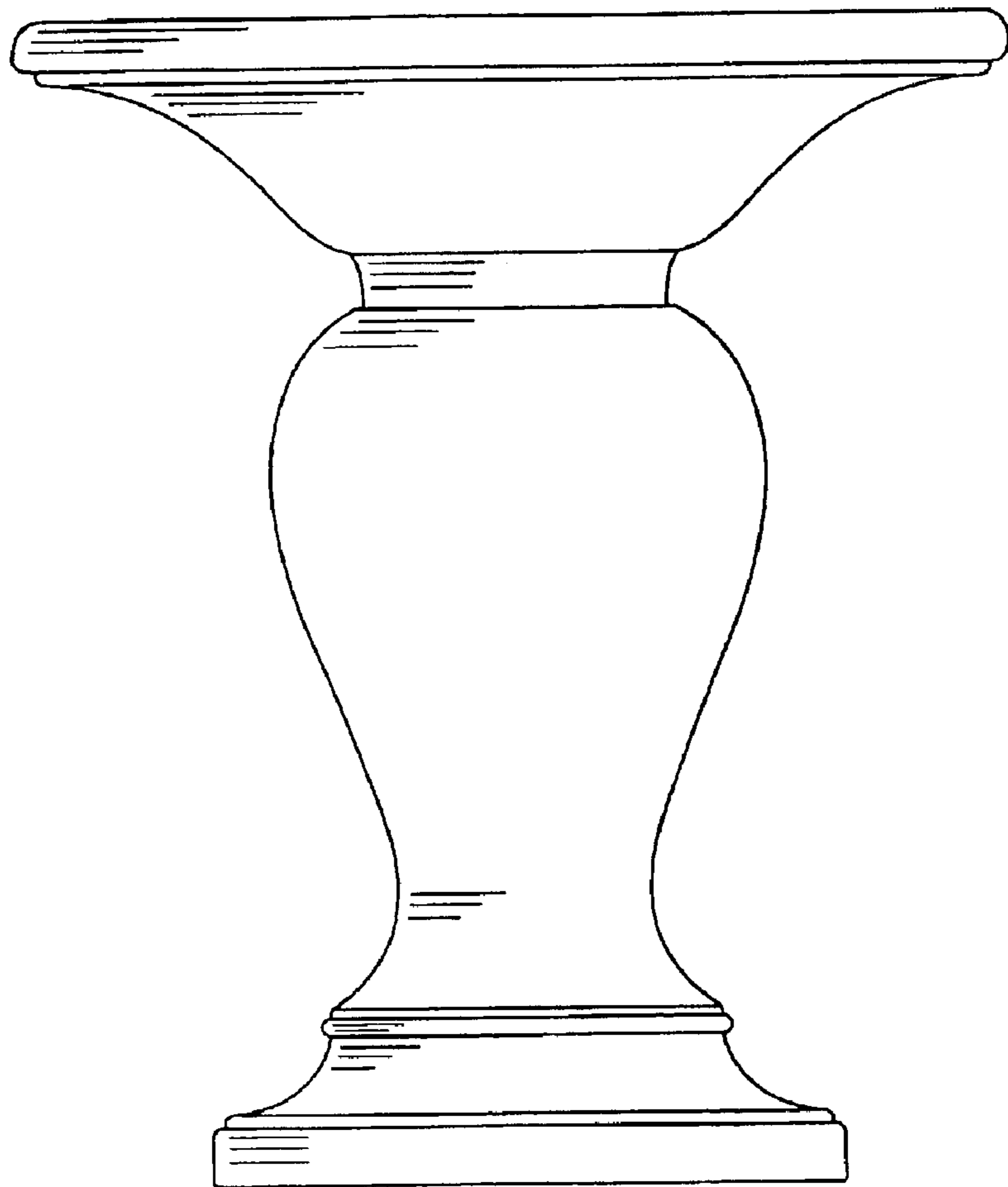


FIG. 2

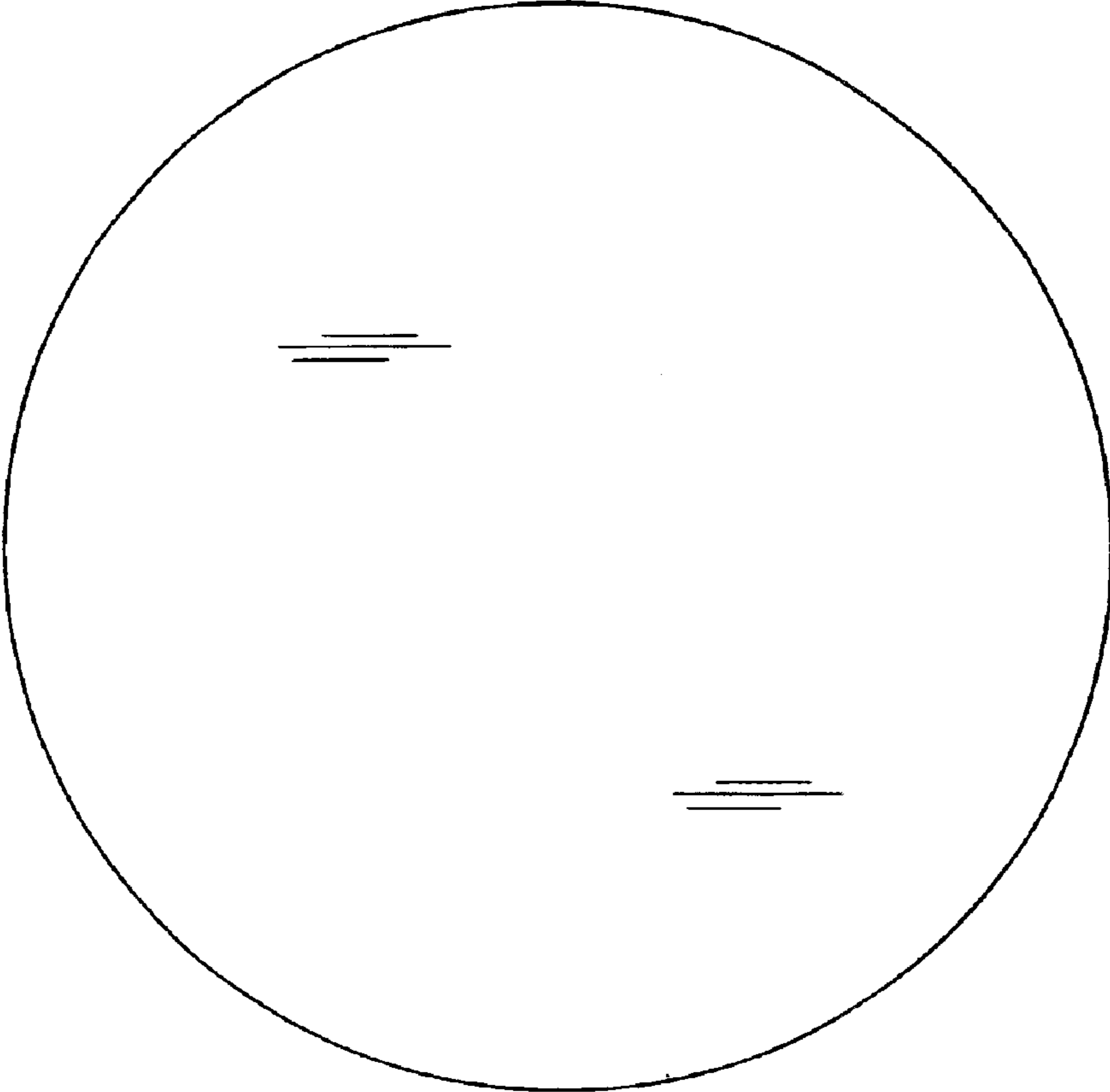


FIG. 3