

US00D502611S

(12) **United States Design Patent**  
**Williams**

(10) **Patent No.:** **US D502,611 S**  
(45) **Date of Patent:** **\*\* Mar. 8, 2005**

(54) **BAR STOOL**

(75) **Inventor:** **Jennifer S. Williams**, Washington, DC  
(US)

(73) **Assignee:** **Precipitation, Inc.**, Germantown, MD  
(US)

(\*\*) **Term:** **14 Years**

(21) **Appl. No.:** **29/198,813**

(22) **Filed:** **Feb. 6, 2004**

(51) **LOC (7) Cl.** ..... **06-01**

(52) **U.S. Cl.** ..... **D6/360; D6/370**

(58) **Field of Search** ..... **D6/334-336, 360,**  
**D6/370, 374, 375, 379, 380, 500-502;**  
**297/445.1, 446.1, 452.63**

(56) **References Cited**

**U.S. PATENT DOCUMENTS**

D357,592 S \* 4/1995 Kellen ..... D6/360  
D402,126 S \* 12/1998 Silva ..... D6/360

D431,380 S \* 10/2000 Hutton ..... D6/360  
D460,282 S \* 7/2002 Starck ..... D6/374  
D468,918 S \* 1/2003 de Blois ..... D6/360  
D468,919 S \* 1/2003 Juneau ..... D6/360

\* cited by examiner

*Primary Examiner*—Gary D. Watson

(74) *Attorney, Agent, or Firm*—Rosenberg, Klein & Lee


(57) **CLAIM**

The ornamental design for a bar stool, as shown and described.

**DESCRIPTION**

FIG. 1 is a perspective view of my bar stool, showing my new design;  
FIG. 2 is a left side elevational view thereof, the right side elevational view thereof being a mirror image thereof;  
FIG. 3 is a top plan view thereof; and,  
FIG. 4 is a front view thereof; and,  
FIG. 5 is a rear view thereof.

**1 Claim, 2 Drawing Sheets**






Fig.1




Fig.2

Fig.3





Fig.4

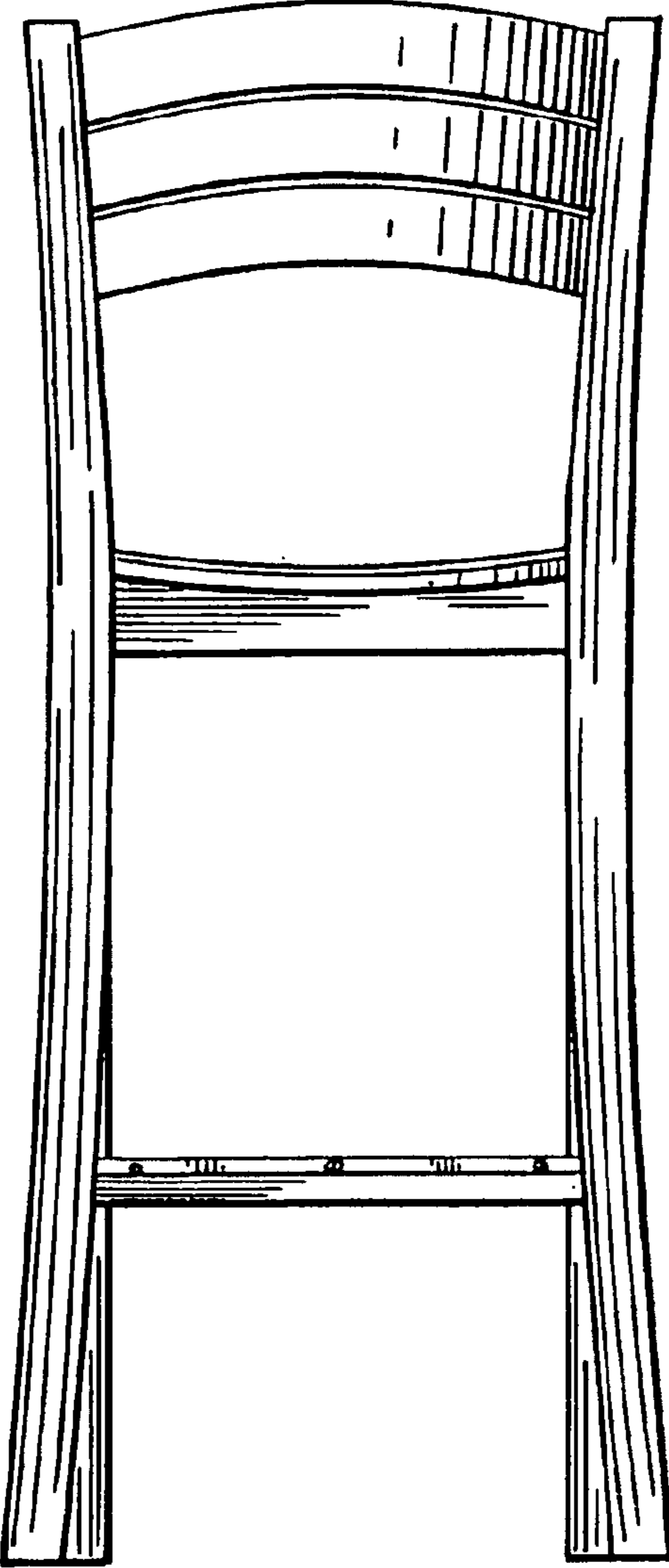


Fig.5