

US00D502604S

(12) **United States Design Patent**
Haefele et al.

(10) **Patent No.:** **US D502,604 S**
(45) **Date of Patent:** **** Mar. 8, 2005**

(54) **CARTRIDGE FOR A TOOTHBRUSH**

(75) Inventors: **Peter Haefele**, Unterbergen (AT); **Dan Greene**, Seattle, WA (US); **Simon J. Lamason**, Utrecht (NL); **James Burfiend**, Maidstone (GB)

(73) Assignee: **Koninklijke Philips Electronics N.V.**, Eindhoven (NL)

(**) Term: **14 Years**

(21) Appl. No.: **29/199,574**

(22) Filed: **Feb. 17, 2004**

(51) **LOC (7) Cl.** **04-02**

(52) **U.S. Cl.** **D4/113; D4/199**

(58) **Field of Search** D4/108, 113, 199;
401/132, 133, 135, 143, 145, 146, 149-153,
156, 183; D9/695-699, 702, 703, 707-711;
222/92-96, 105-107

(56) **References Cited**

U.S. PATENT DOCUMENTS

1,716,617 A * 6/1929 Brockelsby 132/311 X
1,859,402 A * 5/1932 Maher 401/152

D126,432 S * 4/1941 Deskey D9/697
2,711,269 A * 6/1955 Snaith 222/93
3,608,782 A * 9/1971 Sathicq 222/94
4,126,249 A * 11/1978 Wood 222/92
4,394,936 A * 7/1983 Shavit 222/107
D342,442 S * 12/1993 Smith D9/696
6,142,341 A * 11/2000 Uematsu 222/92

* cited by examiner

Primary Examiner—Alan P. Douglas
Assistant Examiner—Lavone D. Tabor


(57) **CLAIM**

The ornamental design for a cartridge for a toothbrush, as shown.

DESCRIPTION

FIG. 1 is a perspective upper view showing our design;
FIG. 2 is a front view thereof;
FIG. 3 is a rear view thereof;
FIG. 4 is a right side view thereof;
FIG. 5 is a left side view thereof;
FIG. 6 is a top view thereof; and,
FIG. 7 is a bottom view thereof.

1 Claim, 6 Drawing Sheets






FIG. 1




FIG. 2




FIG. 3




FIG. 4




FIG. 5

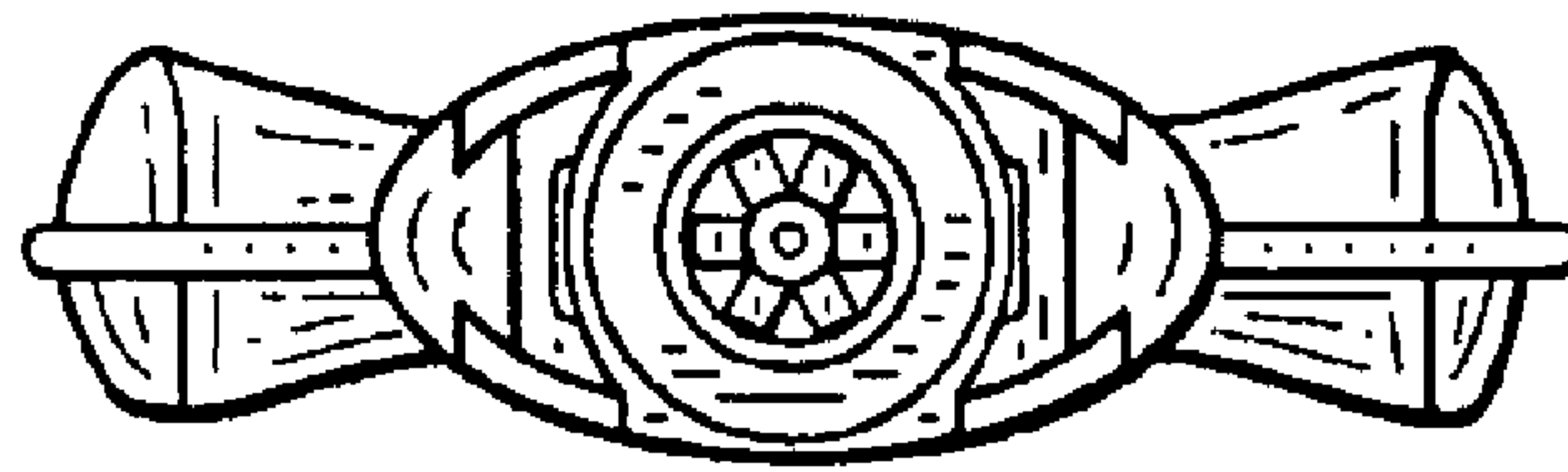


FIG. 6

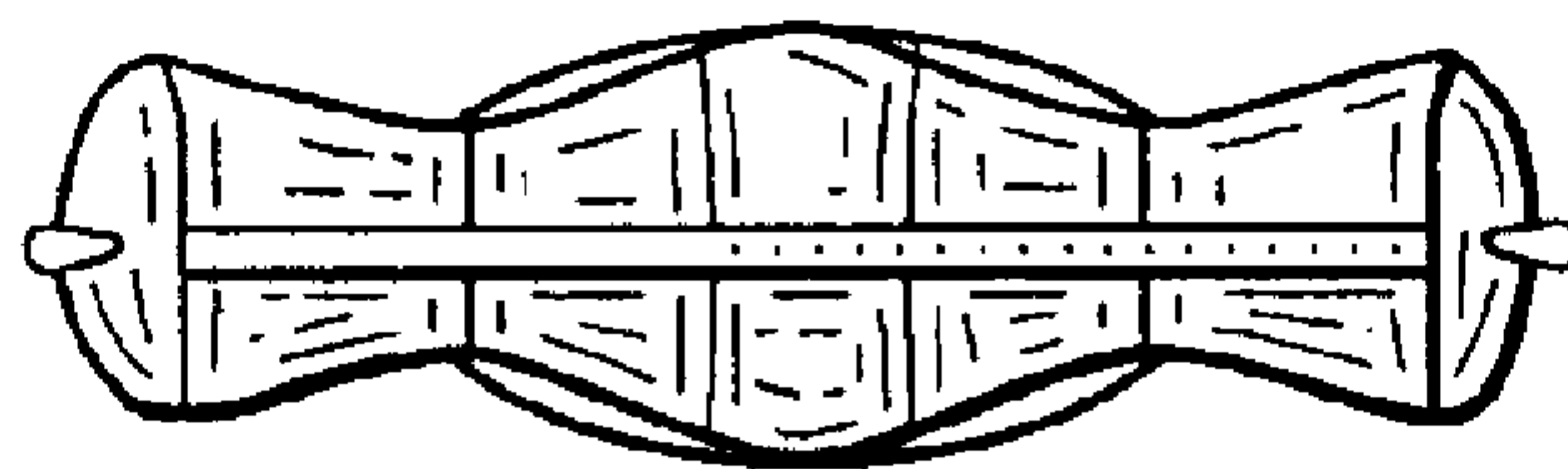


FIG. 7