

US00D502601S

(12) **United States Design Patent**  
**Lamason et al.**

(10) **Patent No.: US D502,601 S**  
(45) **Date of Patent: \*\* Mar. 8, 2005**

(54) **TOOTHBRUSH HEAD WITH CARTRIDGE FOR A TOOTHBRUSH**  
(75) Inventors: **Simon J. Lamason**, Utrecht (NL); **Dan Greene**, Seattle, WA (US); **Craig Black**, Snohomish, WA (US); **Friedrich Stoeffler**, Klagenfurt (AT)

(73) Assignee: **Koninklijke Philips Electronics N.V.**, Eindhoven (NL)

(\*\*) Term: **14 Years**

(21) Appl. No.: **29/199,573**

(22) Filed: **Feb. 17, 2004**

(51) **LOC (7) Cl. .... 04-02**

(52) **U.S. Cl. .... D4/101; D4/108**

(58) **Field of Search** ..... D4/101, 104-114, D4/134, 138; 15/22.1, 23, 24, 28, 29, 167.1, 167.2, DIG. 5; 132/308, 311; 401/132, 133, 135, 143, 145, 146, 149-153, 156, 162, 163, 183, 270, 278, 279, 282, 290, 291; D9/695-699, 702, 703, 707-711; 222/92-96, 105-107

(56) **References Cited**

**U.S. PATENT DOCUMENTS**

1,716,617 A \* 6/1929 Brockelsby ..... 132/311 X

1,859,402 A \* 5/1932 Maher ..... 401/152  
D126,432 S \* 4/1941 Deskey ..... D9/697  
2,711,269 A \* 6/1955 Snaith ..... 222/93  
3,608,782 A \* 9/1971 Sathicq ..... 222/94  
4,126,249 A \* 11/1978 Wood ..... 222/92  
4,394,936 A \* 7/1983 Shavit ..... 222/107  
D342,442 S \* 12/1993 Smith ..... D9/696  
6,142,341 A \* 11/2000 Uematsu ..... 222/92  
6,220,772 B1 \* 4/2001 Taylor ..... 401/150 X  
D478,423 S \* 8/2003 Mulder et al. .... D4/101  
6,648,641 B1 \* 11/2003 Viltro et al. .... 132/308 X

\* cited by examiner

*Primary Examiner*—Alan P. Douglas  
*Assistant Examiner*—Lavone D. Tabor

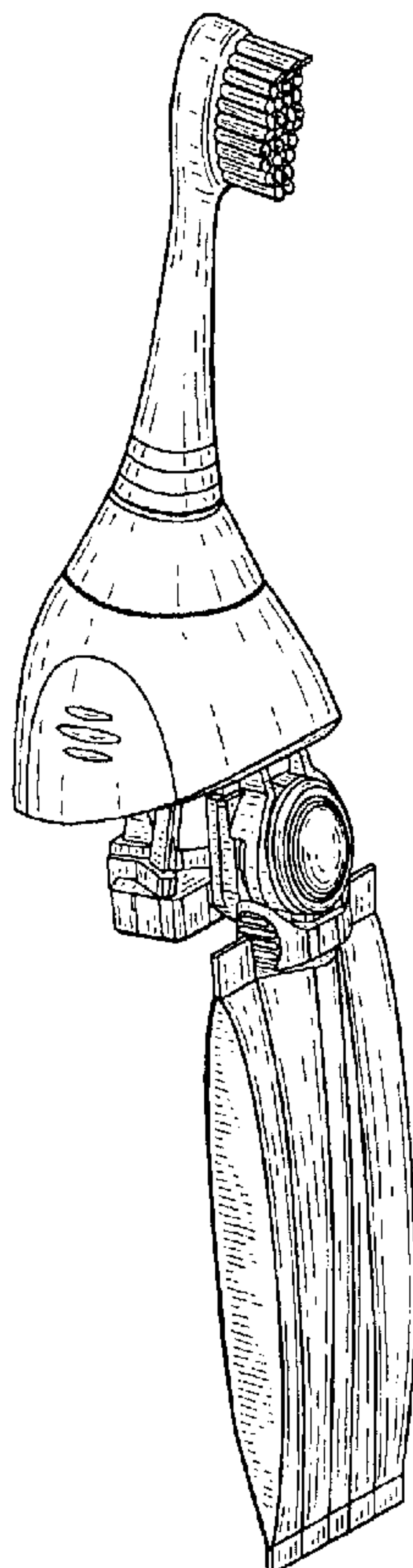
(57) **CLAIM**

The ornamental design for a toothbrush head with cartridge for a toothbrush, as shown.

**DESCRIPTION**

FIG. 1 is a perspective view showing our design;  
FIG. 2 is a front view thereof;  
FIG. 3 is a rear view thereof;  
FIG. 4 is a left view thereof;  
FIG. 5 is a right view thereof;  
FIG. 6 is a top view thereof; and,  
FIG. 7 is a bottom view thereof.

**1 Claim, 6 Drawing Sheets**



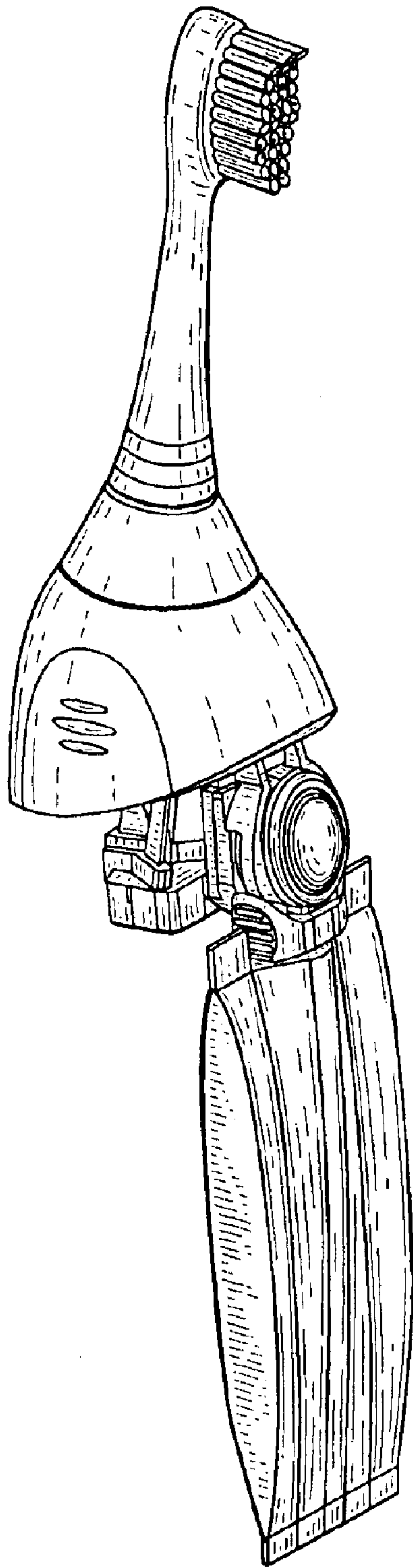


FIG. 1

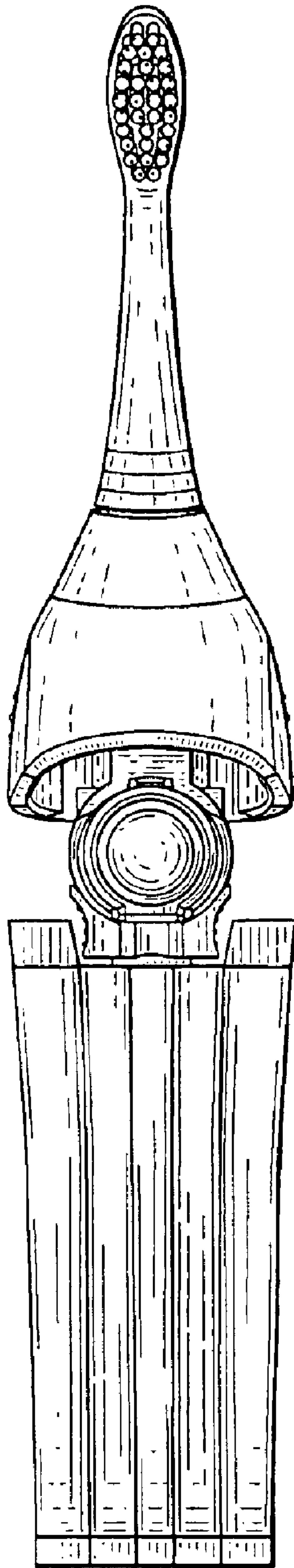


FIG. 2

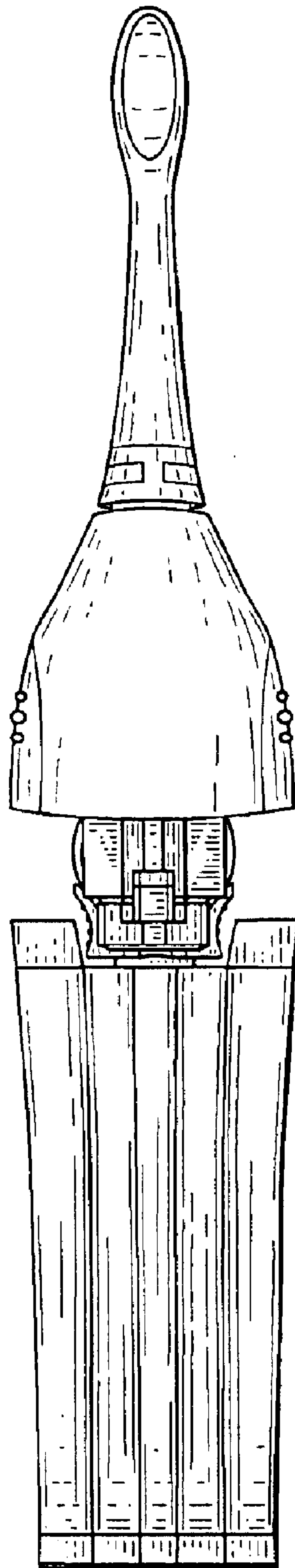


FIG. 3

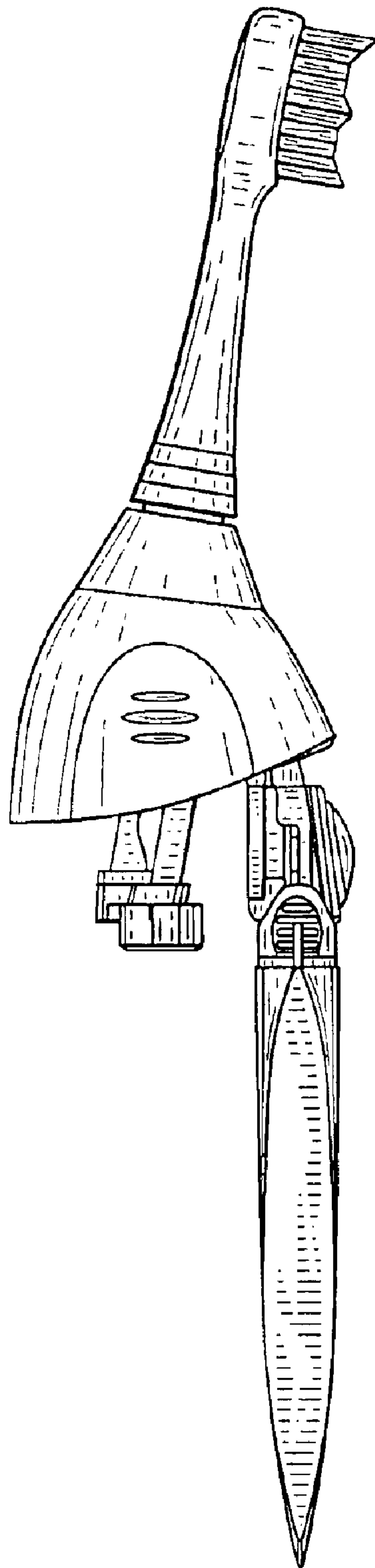


FIG. 4




FIG. 5

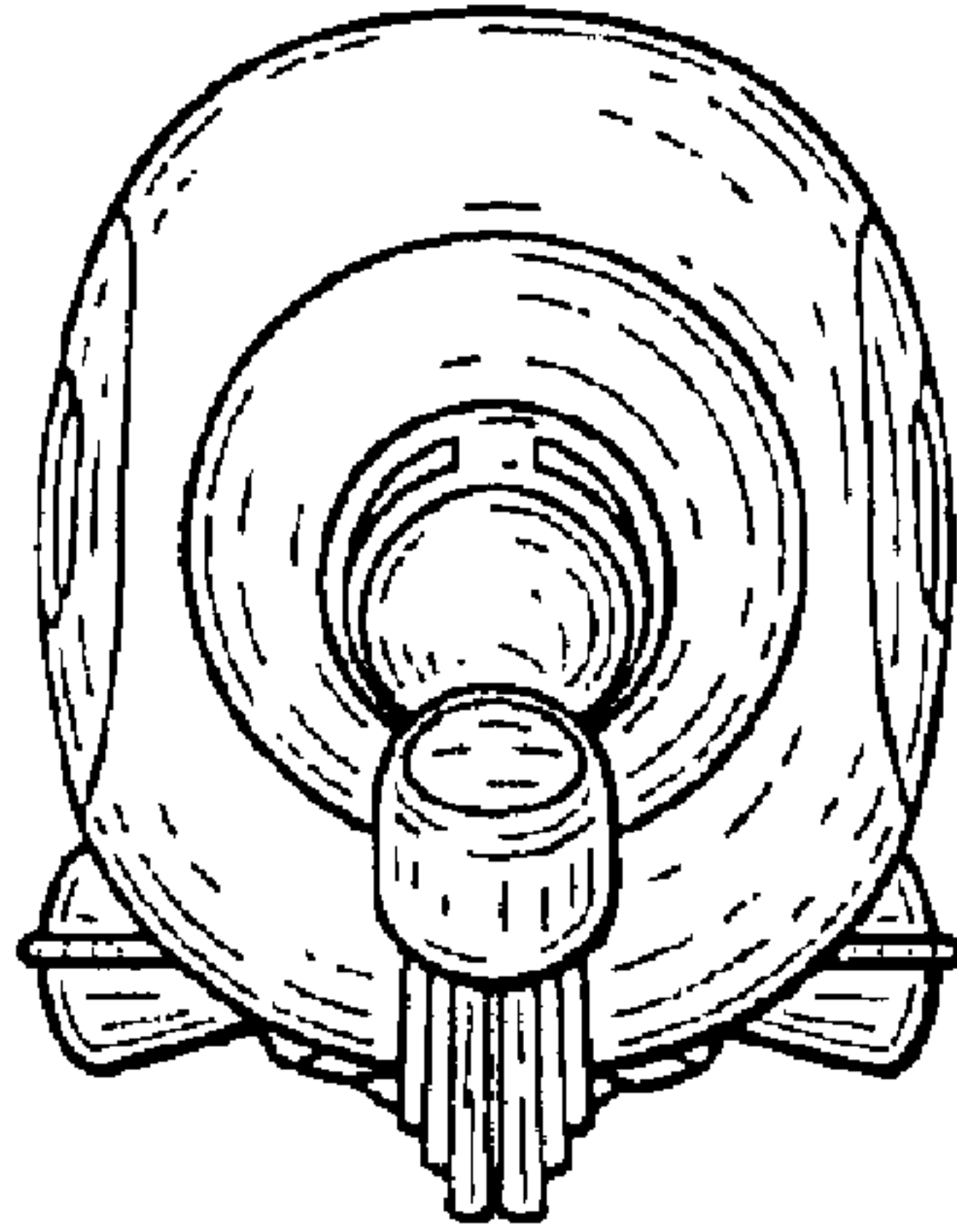


FIG. 6




FIG. 7