

US00D502596S

(12) **United States Design Patent**
Smoot

(10) **Patent No.:** **US D502,596 S**
(45) **Date of Patent:** **** Mar. 8, 2005**

(54) **KEY RING AND CARD HOLDER COMBINATION**

D471,354 S * 3/2003 Daniels D3/247

* cited by examiner

(76) Inventor: **Lois A. Smoot**, P.O. Box 391,
Edinburg, VA (US) 22824-0391

Primary Examiner—Ralf Seifert

(**) Term: **14 Years**

(57) **CLAIM**

(21) Appl. No.: **29/178,942**

The ornamental design for a key ring and card holder combination, as shown and described.

(22) Filed: **Apr. 3, 2003**

DESCRIPTION

(51) **LOC (7) Cl.** **03-01**

FIG. 1 is a front elevated view of a key ring and card holder combination showing my new design.

(52) **U.S. Cl.** **D3/208; D3/247**

FIG. 2 is a rear elevated view of the key ring and card holder combination.

(58) **Field of Search** D3/207–212, 247;
63/13, 18–20; 24/3.6, 326; 70/456 B, 456 R,
458, 460; 40/634

FIG. 3 is a right side elevated view of the key ring and card holder combination.

(56) **References Cited**

FIG. 4 is a left side elevated view of the key ring and card holder combination.

U.S. PATENT DOCUMENTS


FIG. 5 is a top plan view of the key ring and card holder combination; and,

2,181,796	A	*	11/1939	Williams, Jr.	D3/211
2,572,703	A	*	10/1951	Dennis	D3/211
2,865,120	A	*	12/1958	Hines	D11/81
3,242,959	A	*	3/1966	Glass	24/326
D324,305	S	*	3/1992	Prey	D3/247
D398,773	S	*	9/1998	Huang	D3/208
D411,656	S	*	6/1999	Wasylyk	D3/208
D411,765	S	*	7/1999	Holihan	D3/247

FIG. 6 is a top plan view of the key ring and card holder combination.

It being understood that the broken lines are for illustrative purposes only and form no part of the claimed design.

1 Claim, 4 Drawing Sheets






FIG. 1

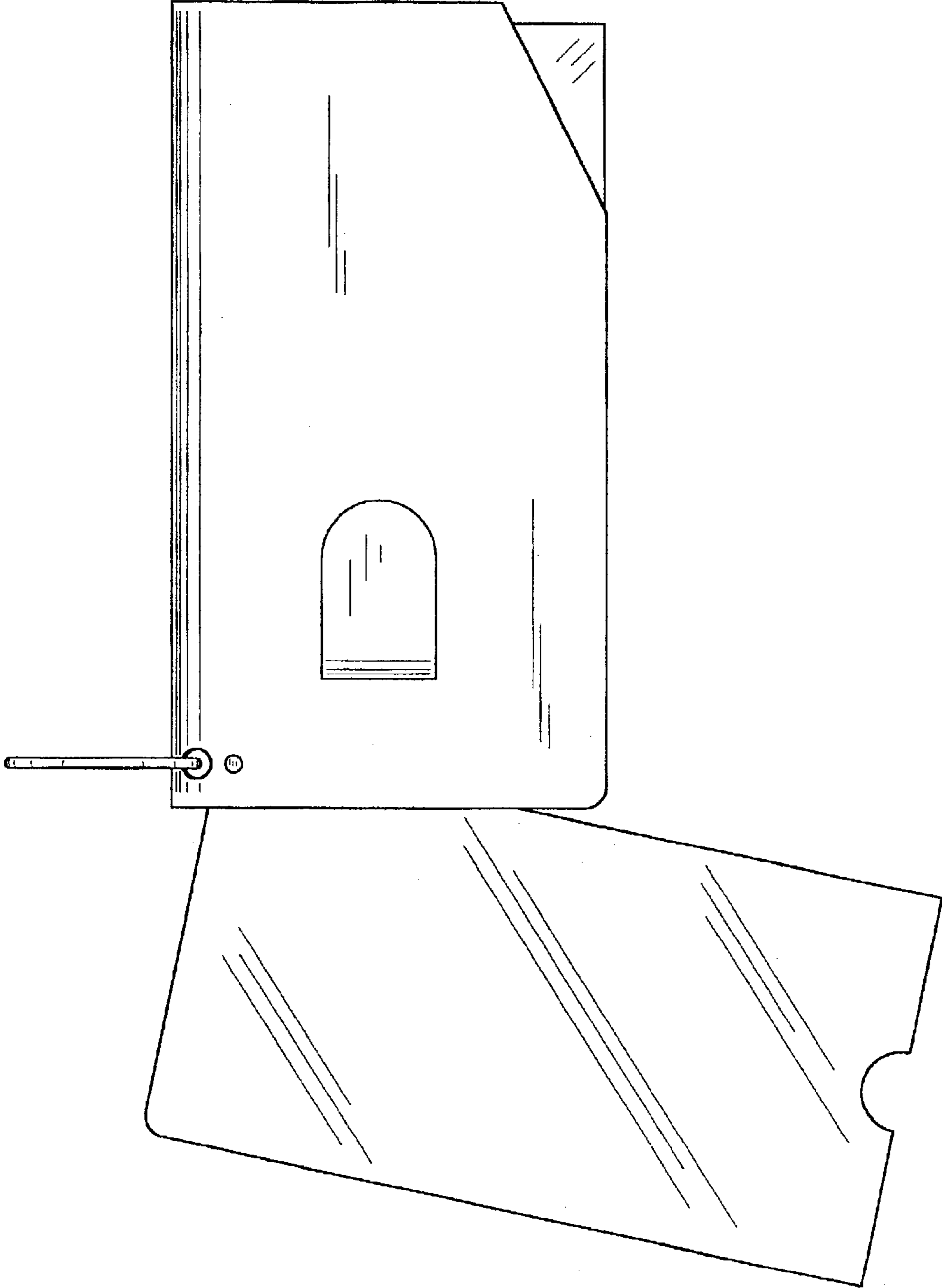


FIG. 2

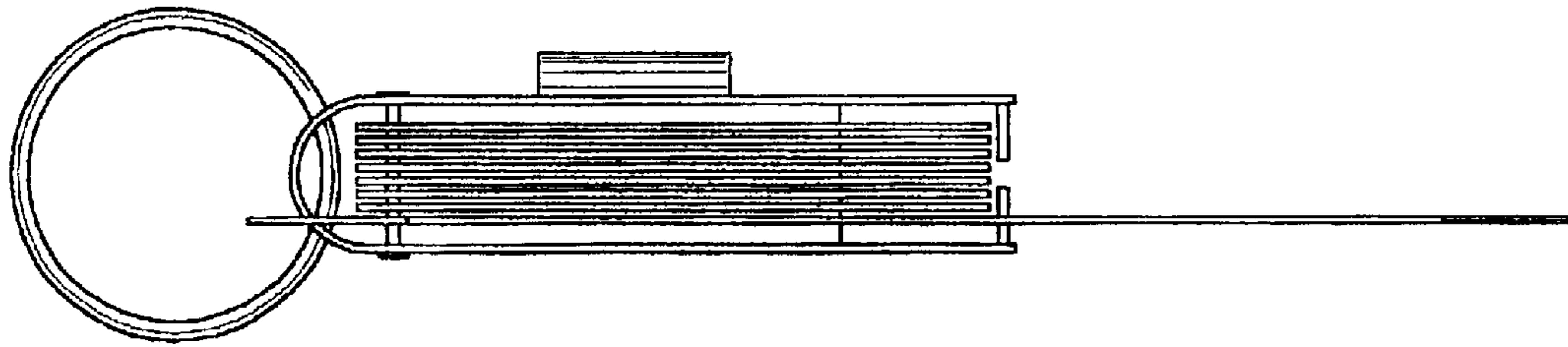


FIG. 4

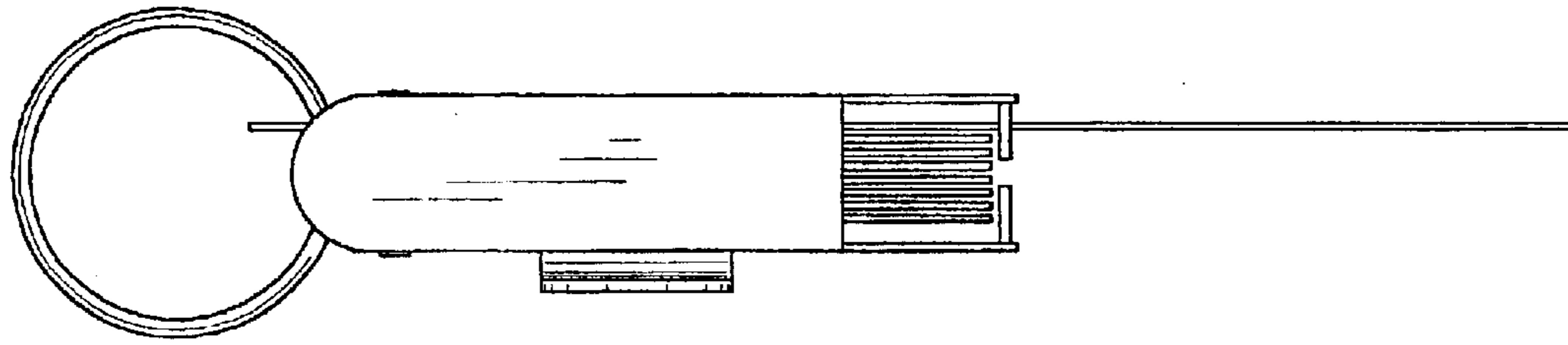


FIG. 3

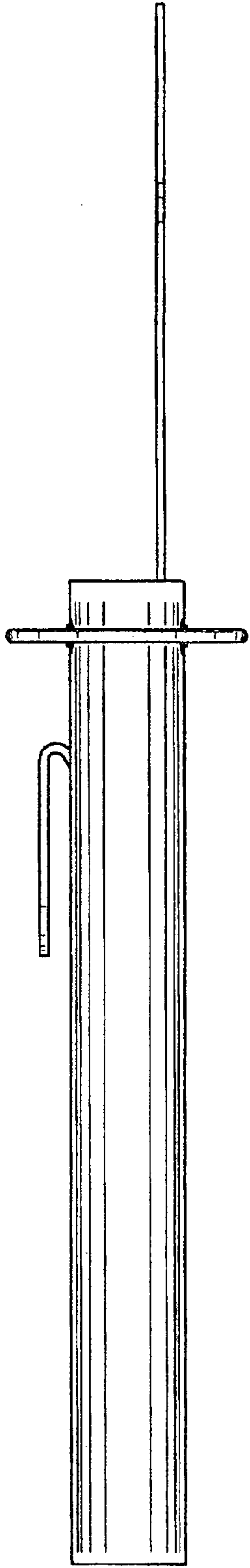


FIG. 5

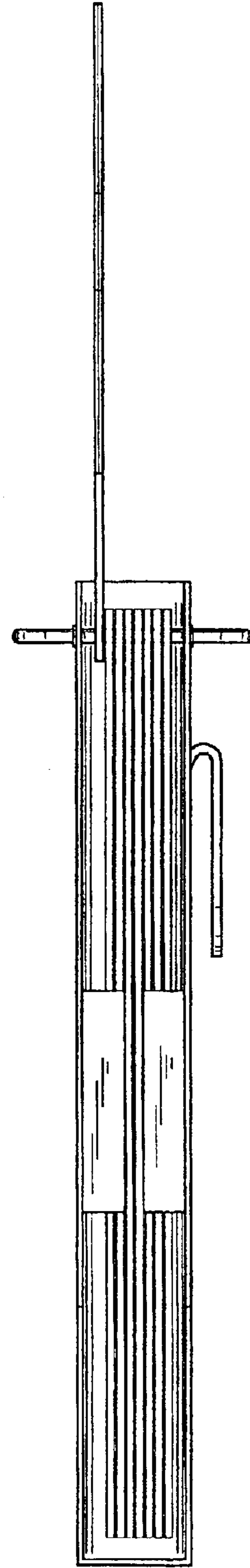


FIG. 6