



US00D502595S

(12) **United States Design Patent**
Sonnergren

(10) **Patent No.:** **US D502,595 S**
(45) **Date of Patent:** **** Mar. 8, 2005**

(54) **FOOTWEAR SOLE**

(75) Inventor: **Trond Sonnergren**, Milan (IT)

(73) Assignee: **Wolverine World Wide, Inc.**,
Rockford, MI (US)

(**) Term: **14 Years**

(21) Appl. No.: **29/206,543**

(22) Filed: **Jun. 1, 2004**

(51) **LOC (7) Cl.** **02-04**

(52) **U.S. Cl.** **D2/955; D2/954; D2/956;**
D2/957; D2/960

(58) **Field of Search** **D2/902, 946-949,**
D2/951-960; 36/3 B, 22 R, 24.5, 25 R,
28, 32 R, 34 R, 67 A, 59 C

(56) **References Cited**

U.S. PATENT DOCUMENTS

D422,780 S	*	4/2000	Aguerre	D2/916
D445,561 S	*	7/2001	Bramani	D2/954
D447,616 S	*	9/2001	Bandini et al.	D2/954
D459,067 S	*	6/2002	Lotti	D2/962
D459,577 S	*	7/2002	McClaskie	D2/955
D474,329 S	*	5/2003	McClaskie	D2/952
D481,527 S	*	11/2003	Matis et al.	D2/955
D486,297 S	*	2/2004	Magro	D2/917

OTHER PUBLICATIONS

Merrell Spring 2004 Catalog, pp 8, 10, 26, 64.
Merrell Fall 2001 Catalog, p 59.
Merrell Fall 2000 Catalog, p 27.
Hyttest Boots and Shoes 1998 Catalog, p 69.

* cited by examiner

Primary Examiner—Celia A. Murphy

(74) *Attorney, Agent, or Firm*—Warner Norcross & Judd

(57) **CLAIM**

The ornamental design for footwear sole, as shown and described.

DESCRIPTION

FIG. 1 is a perspective view of the footwear sole embodying the new design;

FIG. 2 is a bottom plan view thereof;

FIG. 3 is a right side elevational view thereof;

FIG. 4 is a left side elevational view thereof;

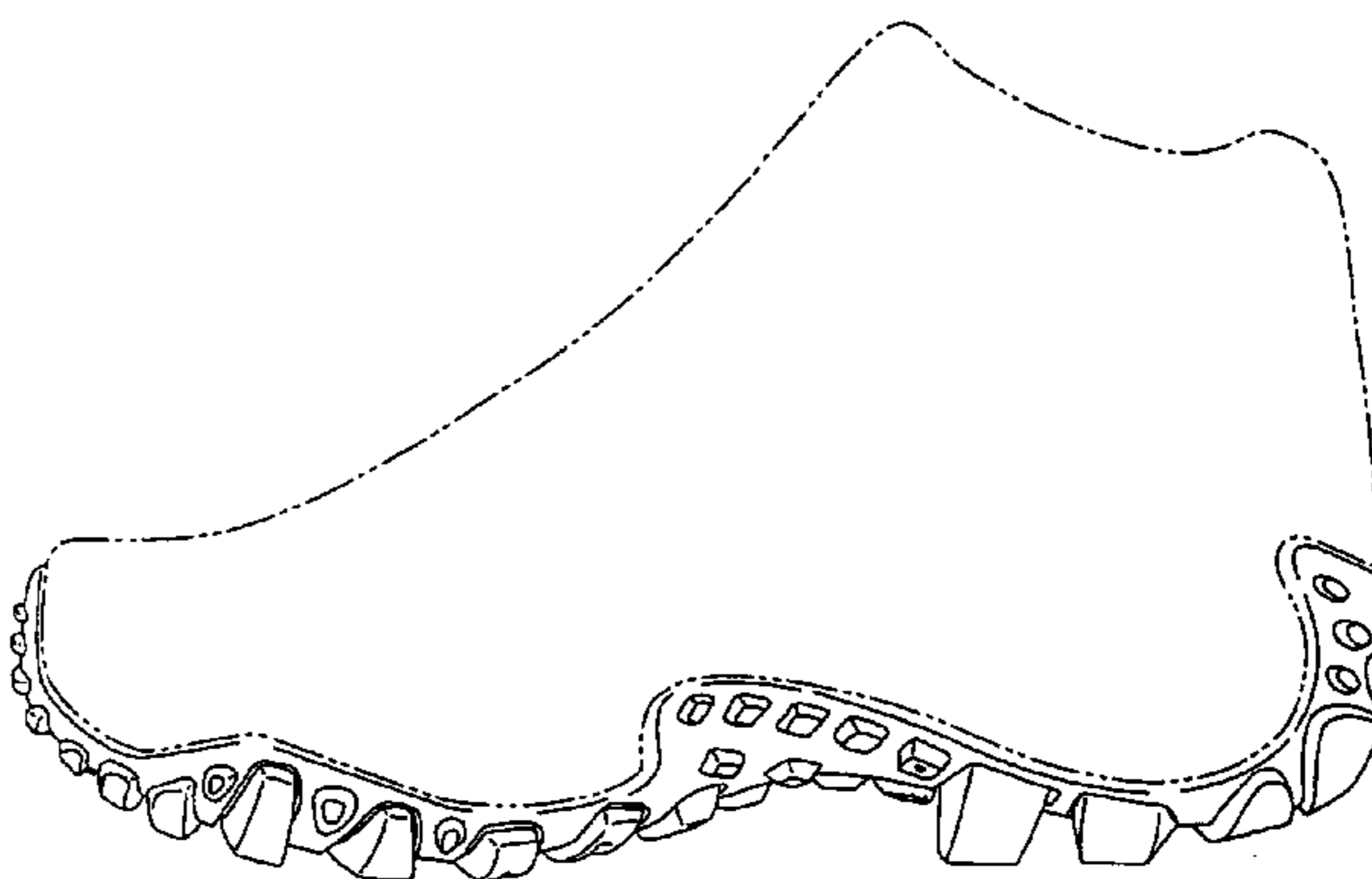
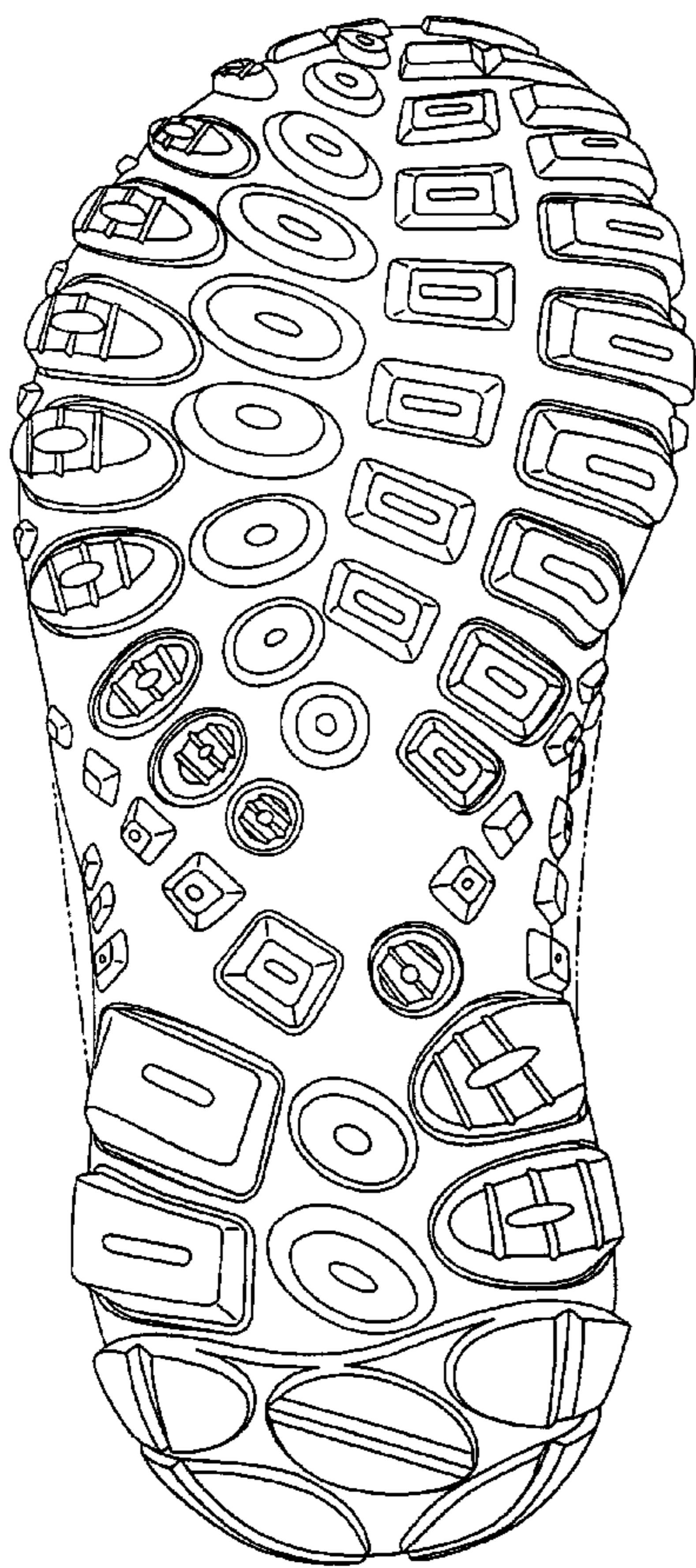
FIG. 5 is a front elevational view thereof; and,

FIG. 6 is a rear elevational view thereof.

FIGS. 1-6 show portions of an upper in broken lines. The upper is shown for environmental purposes and does not form any part of the claimed design.

The broken lines immediately adjacent to the solid lines in FIGS. 1, & 3-6, define the boundary of the design. The broken lines themselves form no part of the claim.

1 Claim, 4 Drawing Sheets



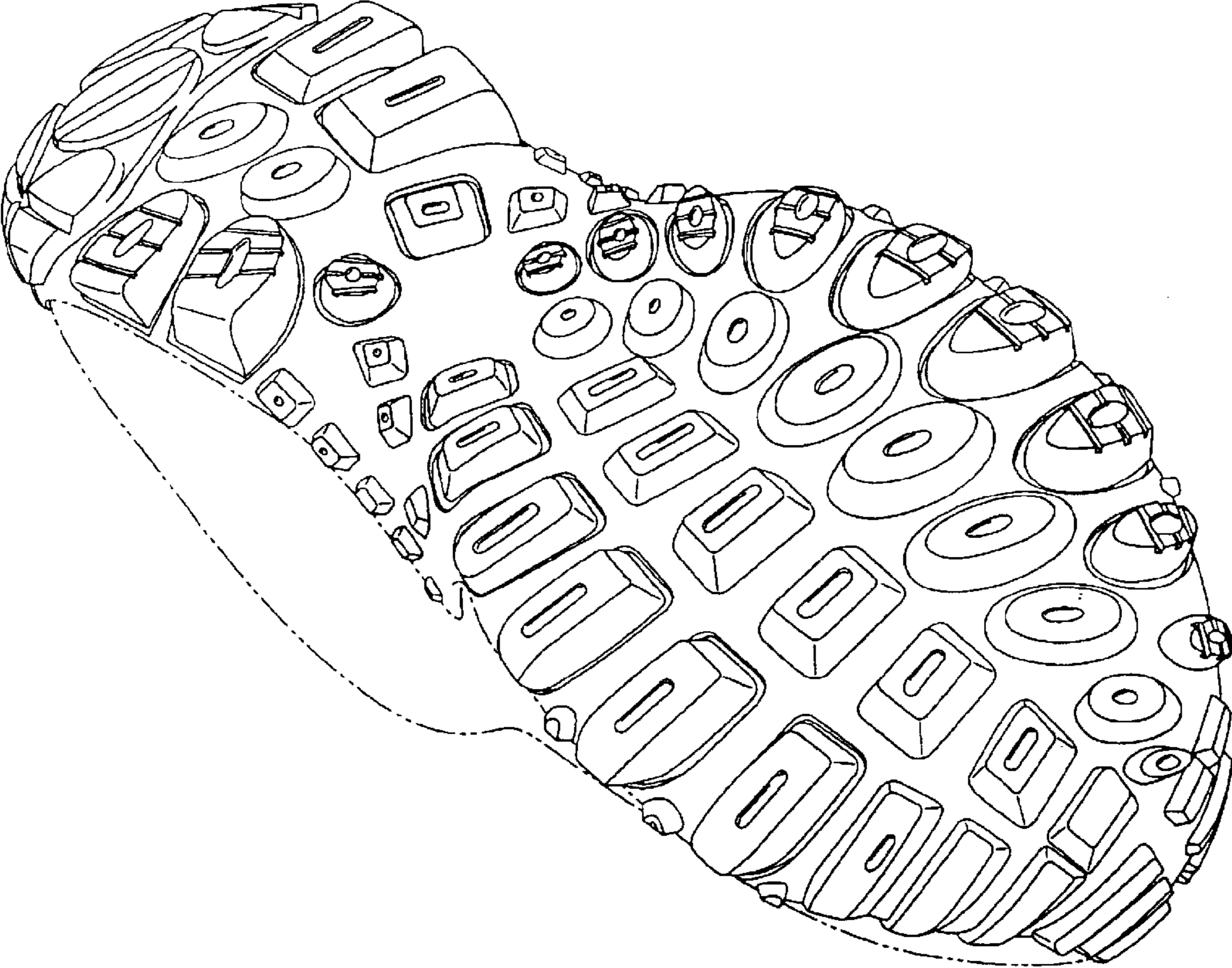


Fig. 1




Fig. 2

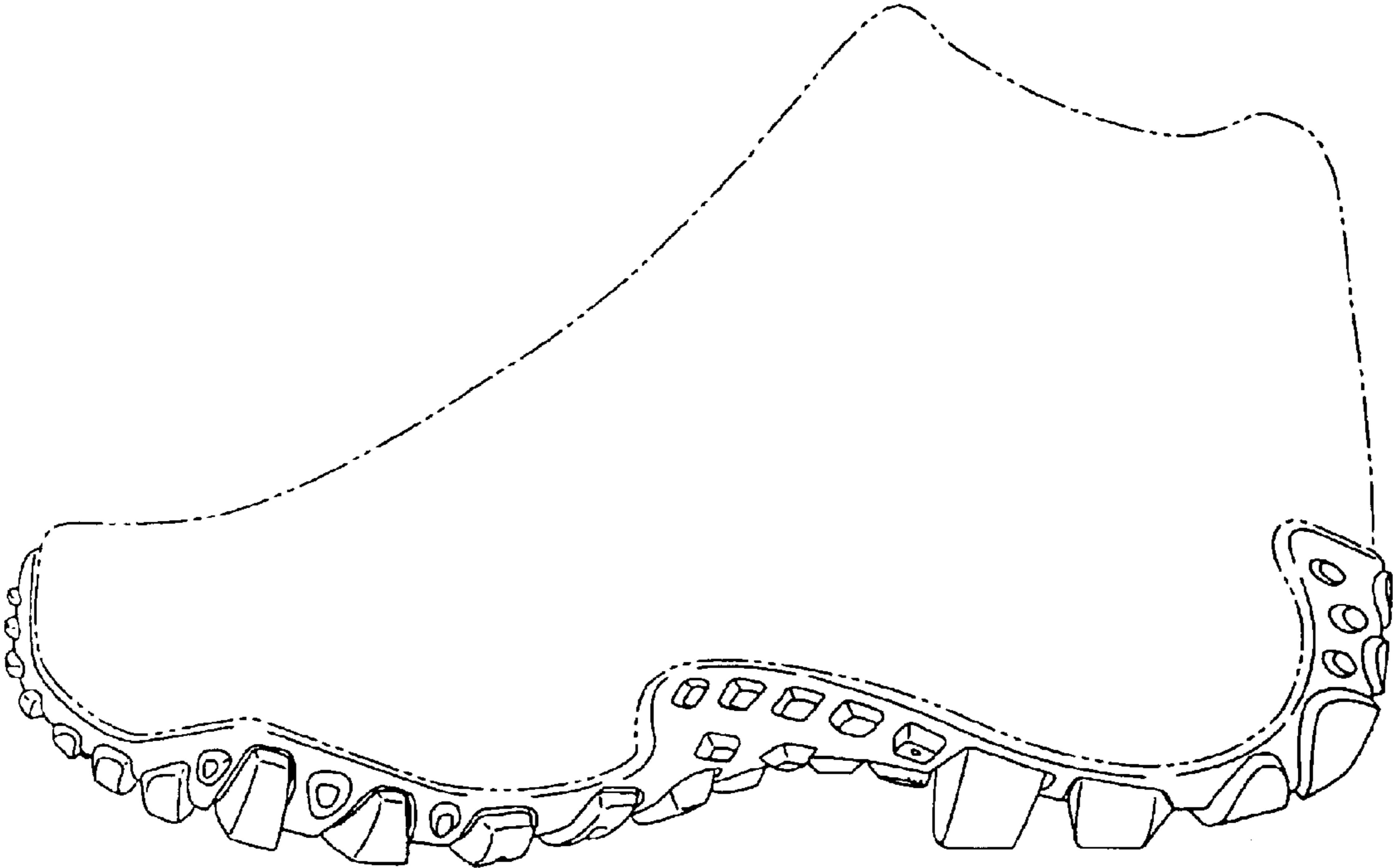


Fig. 3



Fig. 4

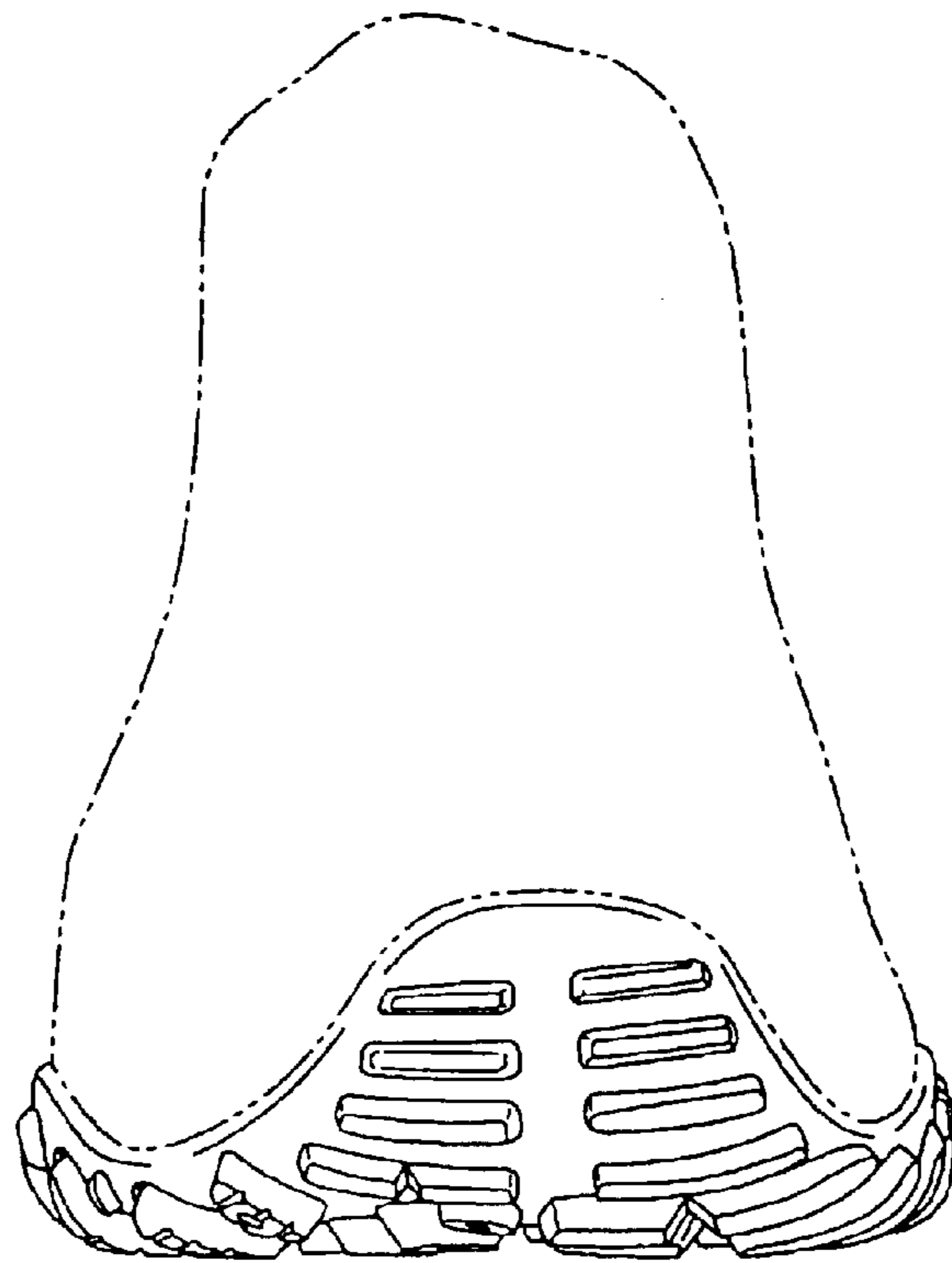


Fig. 5




Fig. 6