

US00D502586S

(12) **United States Design Patent**
Chatel

(10) **Patent No.:** **US D502,586 S**

(45) **Date of Patent:** **** Mar. 8, 2005**

(54) **FOOD PIECE**

D397,535 S 9/1998 Izzo et al. D1/109
D428,235 S 7/2000 Kreutzmann D1/120

(75) **Inventor:** **Robert Chatel**, Hoffman Estates, IL
(US)

* cited by examiner

(73) **Assignee:** **The Quaker Oats Company**, Chicago,
IL (US)

Primary Examiner—Alan P. Douglas

Assistant Examiner—Linda Brooks

(**) **Term:** **14 Years**

(74) *Attorney, Agent, or Firm*—Lars D. Johnson; James D.
Ryndak

(21) **Appl. No.:** **29/193,163**

(57) **CLAIM**

(22) **Filed:** **Nov. 4, 2003**

The ornamental design for a food piece, as shown and
described.

Related U.S. Application Data

DESCRIPTION

(63) Continuation of application No. 29/182,454, filed on May
27, 2003, now abandoned, which is a continuation of appli-
cation No. 29/158,688, filed on Apr. 8, 2002, now aban-
doned.

FIG. 1 is a perspective view of a food piece showing my new
design;

FIG. 2 is a top plan view of the food piece depicted in FIG.
1;

(51) **LOC (7) Cl.** **01-01**

FIG. 3 is a bottom plan view of the food piece depicted in
FIG. 2;

(52) **U.S. Cl.** **D1/120; D1/128**

FIG. 4 is a front elevational view of the food piece depicted
in FIG. 2;

(58) **Field of Search** D1/100–130, 199;
426/94, 104, 440, 445, 449, 450, 499, 549,
550, 808, 618–621

FIG. 5 is a rear elevational view of the food piece depicted
in FIG. 2, said rear elevational view being opposite the front
elevational view depicted in FIG. 4;

(56) **References Cited**

U.S. PATENT DOCUMENTS

D180,900 S	9/1957	Gilmore	D8/1
D207,699 S	5/1967	Scharschmidt et al.	D8/1
D208,687 S	* 9/1967	Peden et al.	D1/120
D212,580 S	11/1968	Sautier et al.	D1/11
D223,326 S	4/1972	Duvall et al.	D1/1
D288,381 S	2/1987	Eldred et al.	D1/128
D317,372 S	6/1991	Rothamel et al.	D1/120
D378,868 S	4/1997	Bartter	D1/120
D379,857 S	6/1997	Citarella	D1/128
D385,085 S	10/1997	Benson et al.	D1/120

FIG. 6 is a side elevational view of the food piece depicted
in FIG. 2, representing a partial rotation of the food piece
about its vertical center axis from the top plan view depicted
in FIG. 2;

FIG. 7 is a side elevational view of the food piece depicted
in FIG. 2, said side elevational view being opposite the side
elevational view depicted in FIG. 6; and,

FIG. 8 is a fragmentary cross-sectional view taken along line
8—8 in FIG. 2.

1 Claim, 1 Drawing Sheet

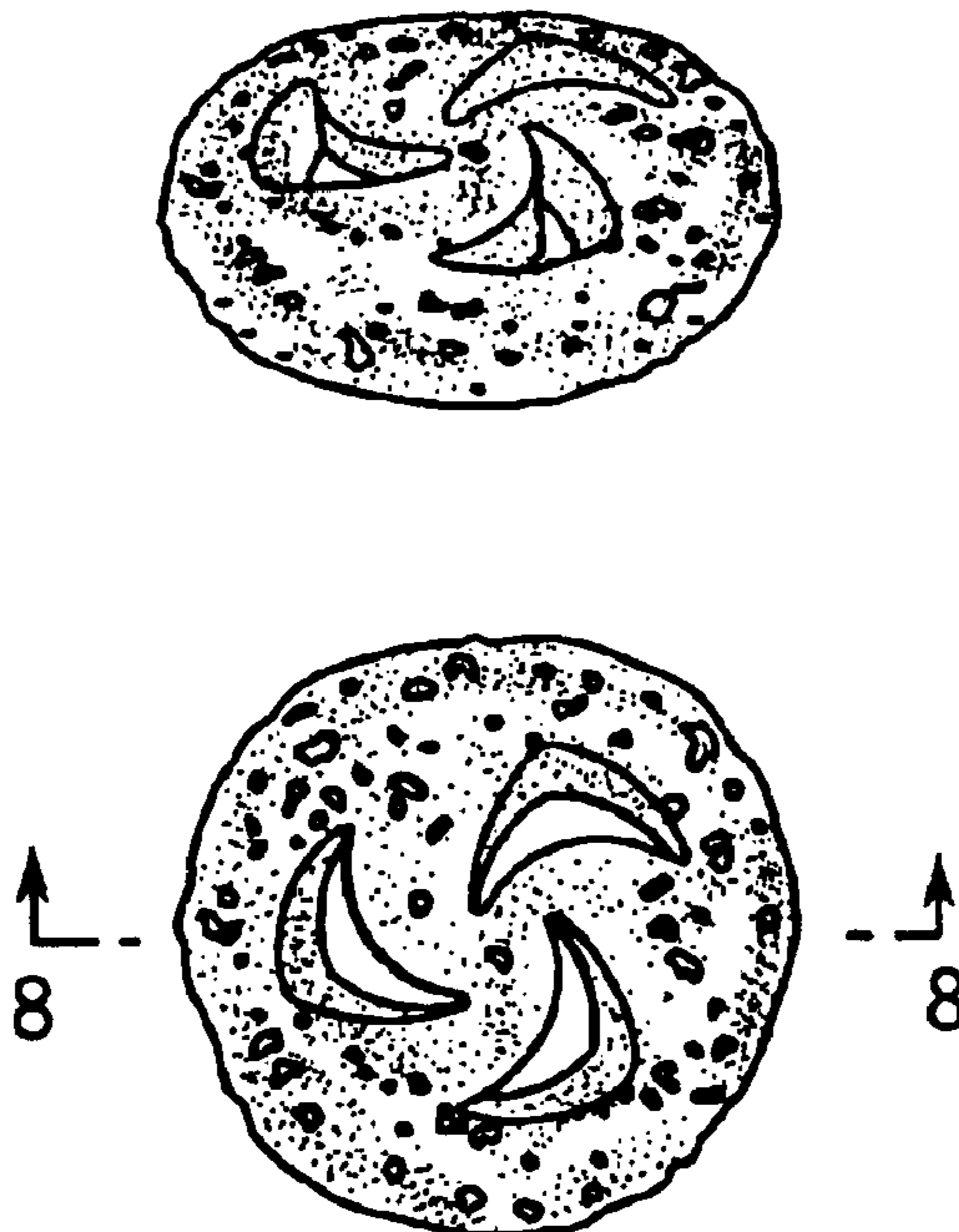


FIG. 1





FIG. 2




FIG. 3



FIG. 4



FIG. 5



FIG. 6



FIG. 7



FIG. 8

UNITED STATES PATENT AND TRADEMARK OFFICE
CERTIFICATE OF CORRECTION

PATENT NO. : Des. 502,586 S
DATED : March 8, 2005
INVENTOR(S) : Robert Chatel

Page 1 of 1

It is certified that error appears in the above-identified patent and that said Letters Patent is hereby corrected as shown below:

Title page,
Item [57], **DESCRIPTION,**
Line 7, delete "peice" and insert therefor -- piece --.

Signed and Sealed this

Twelfth Day of July, 2005

A handwritten signature in black ink that reads "Jon W. Dudas". The signature is written in a cursive style with a large, looped initial "J".

JON W. DUDAS
Director of the United States Patent and Trademark Office