

US00D502581S

(12) **United States Design Patent** (10) **Patent No.:** **US D502,581 S**
Lee (45) **Date of Patent:** **** Mar. 1, 2005**

(54) **IRON REST**

(75) Inventor: **Stuart Harvey Lee**, Forest Hills, NY (US)

(73) Assignee: **Polder, Inc.**, Port Chester, NY (US)

(**) Term: **14 Years**

(21) Appl. No.: **29/200,990**

(22) Filed: **Mar. 8, 2004**

(51) **LOC (7) Cl.** **07-05**

(52) **U.S. Cl.** **D32/73**

(58) **Field of Search** D32/66, 68, 73;
38/106, 107, 141, 142; 108/28, 29; 248/117.1,
117.2, 117.3, 117.4, 117.5, 117.6, 117.7,
153, 172

(56) **References Cited**

U.S. PATENT DOCUMENTS

1,555,169 A * 9/1925 Todd 38/107
D326,008 S * 5/1992 Dempsey D32/73
D452,596 S * 12/2001 de Wit D32/66

FOREIGN PATENT DOCUMENTS

DE 19526637 A1 * 1/1997 D06F/81/00

OTHER PUBLICATIONS

Iron rests, Polder Home Tools Catalog, 1999, Top of pp. 5 and 8.

Iron rests, p. 13, Polder Home Tools Catalog, 1996.

Iron rest Item No. 90637, Polder Home Tools Catalog, 1988.
Iron rests, p. 6, Polder Home Tools Catalog, 1999.
Iron rests, pp. 2-8 Polder Home Tools Catalog, 1996.

* cited by examiner

Primary Examiner—Alan P. Douglas

Assistant Examiner—Lavone D. Tabor

(74) *Attorney, Agent, or Firm*—Duane Morris LLP

(57) **CLAIM**

The ornamental design for an iron rest, as shown and described.

DESCRIPTION

FIG. 1 is a perspective view of an iron rest showing my new design.

FIG. 2 is a top plan view thereof.

FIG. 3 is a bottom plan view of the iron rest of FIG. 1.

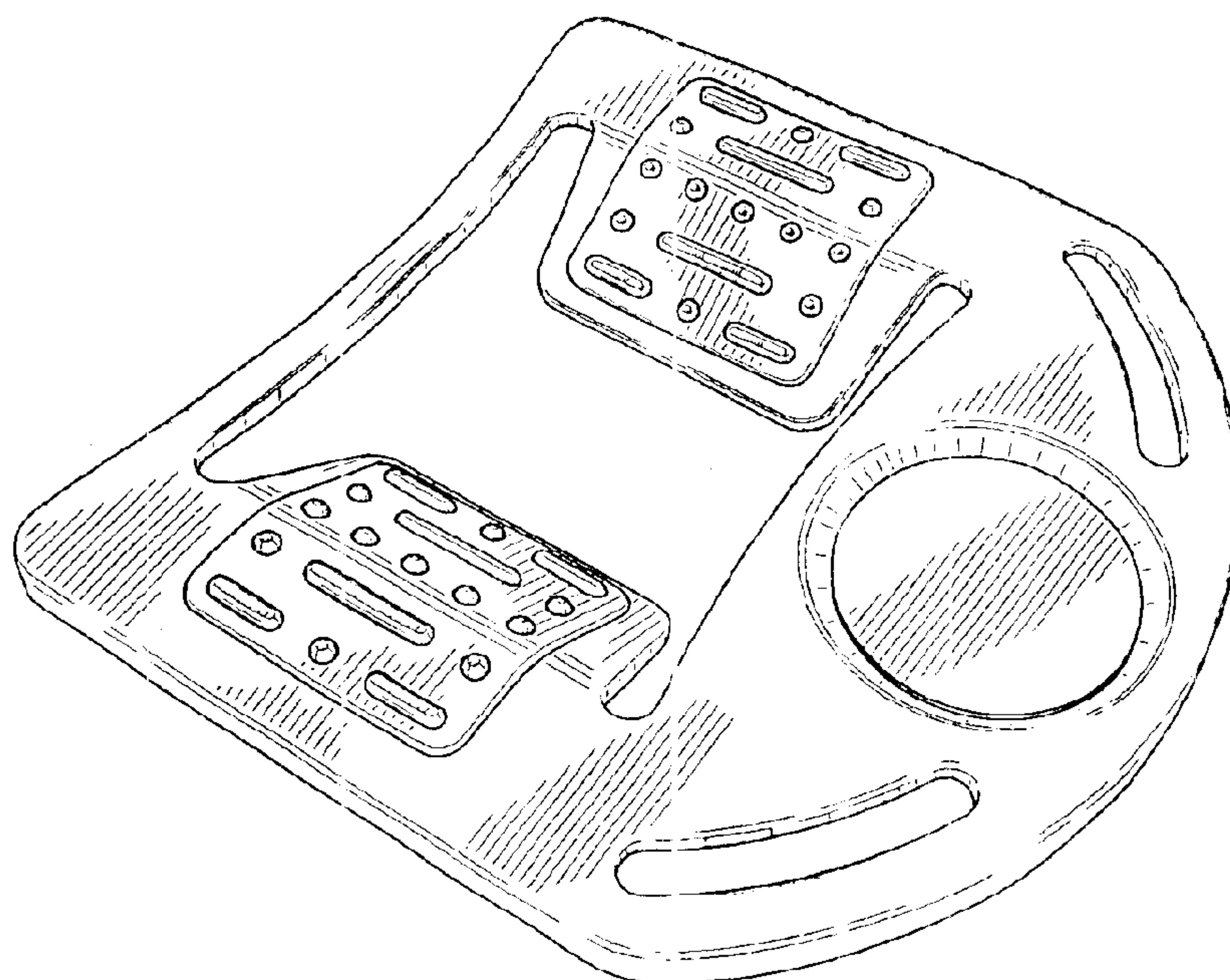
FIG. 4 is an elevational view from the right side of the iron rest of FIG. 1, an elevational view from the left side being a mirror image thereof.

FIG. 5 is an elevation view from the front of the iron rest of FIG. 1.

FIG. 6 is an elevational view from the rear of the iron rest of FIG. 1; and,

FIG. 7 is a perspective view of the iron rest of FIG. 1, showing the iron rest in its environment, namely, mounted at the end of an ironing board. The ironing board is shown in broken lines for illustrative purposes only, and forms no part of the claimed design.

1 Claim, 4 Drawing Sheets






FIG. 1

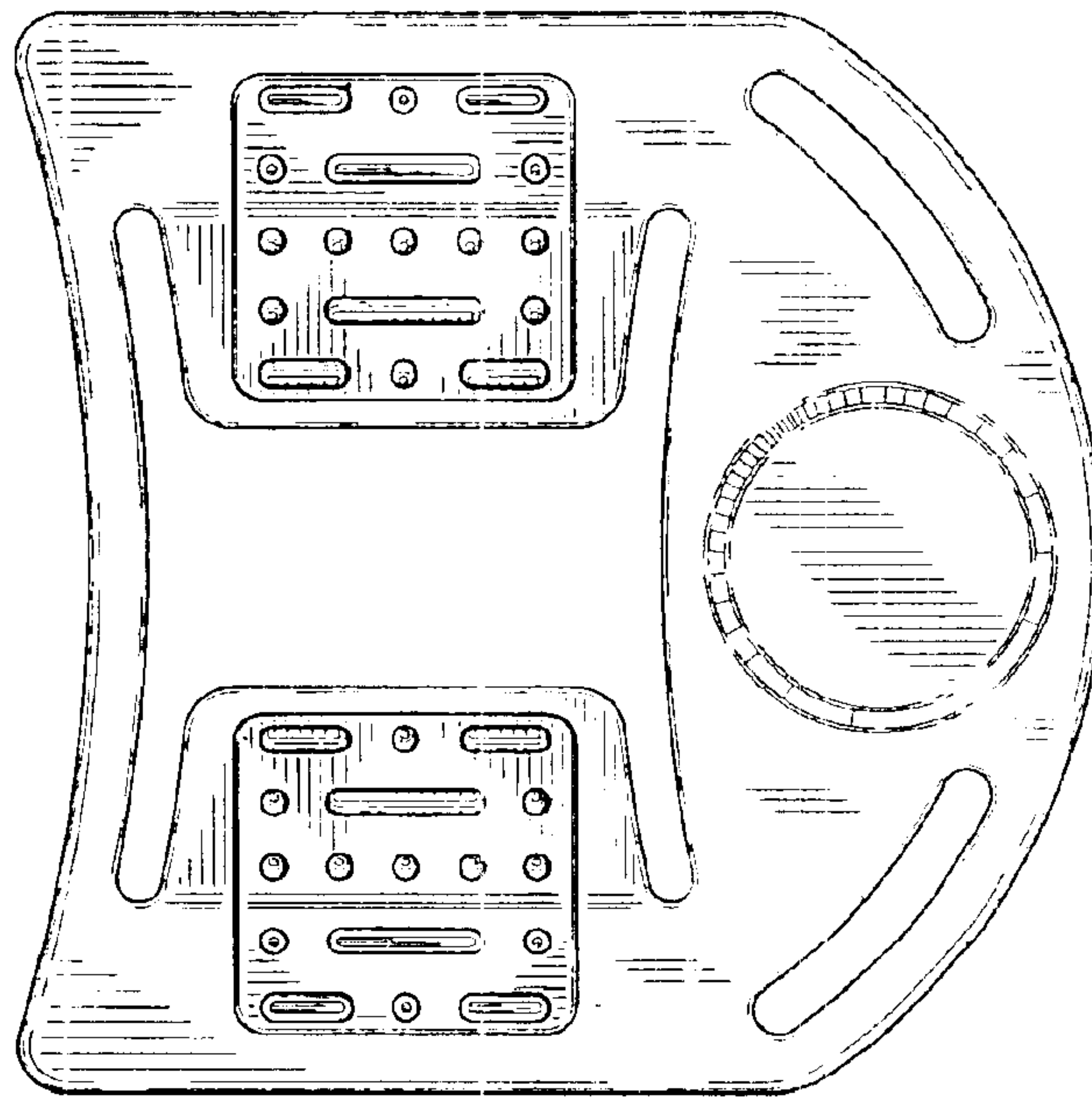


FIG. 2

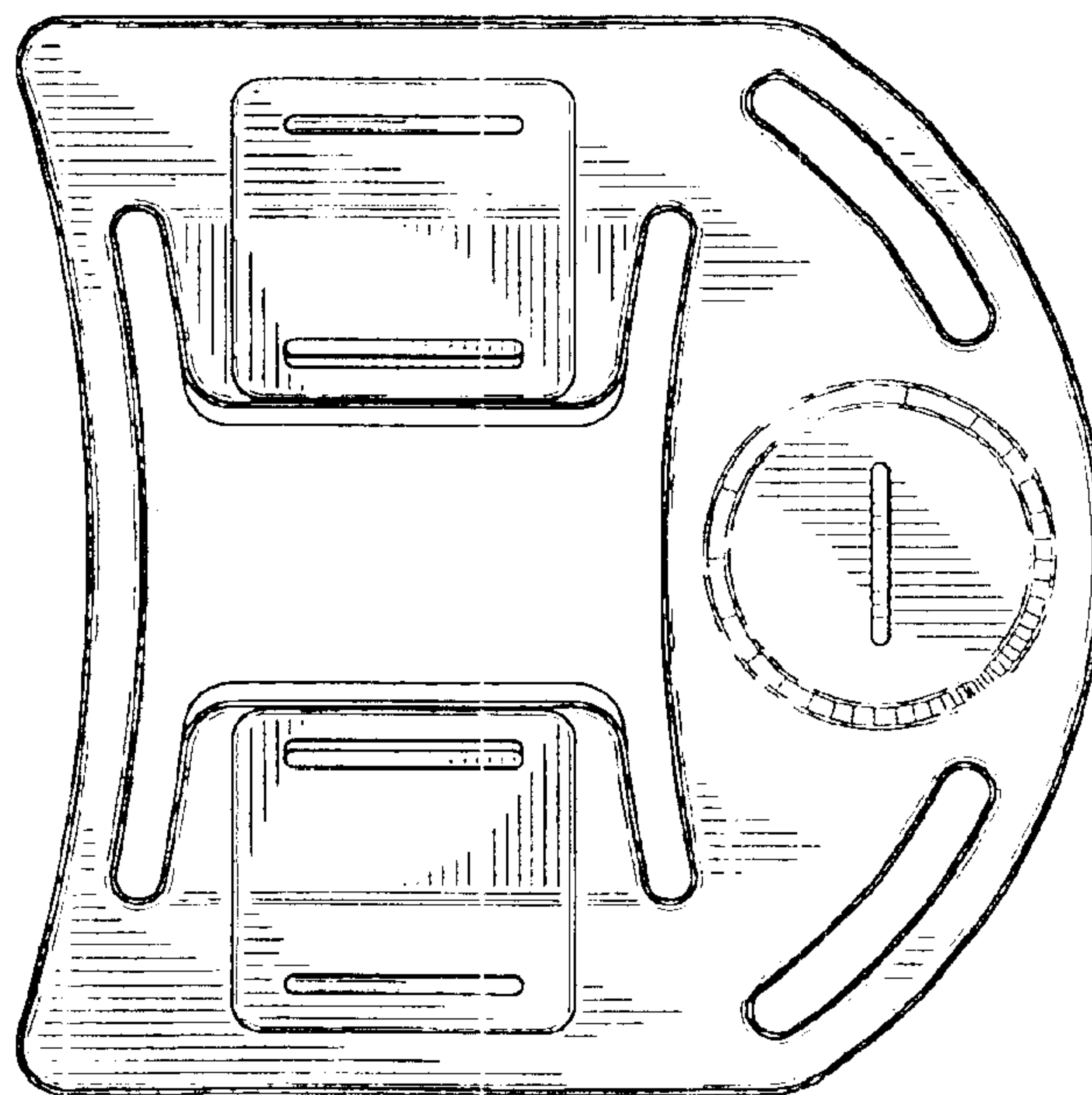


FIG. 3

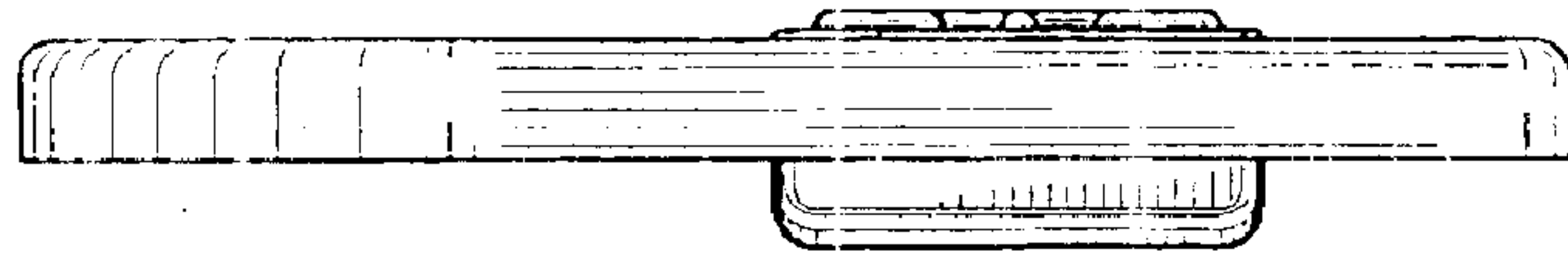


FIG. 4

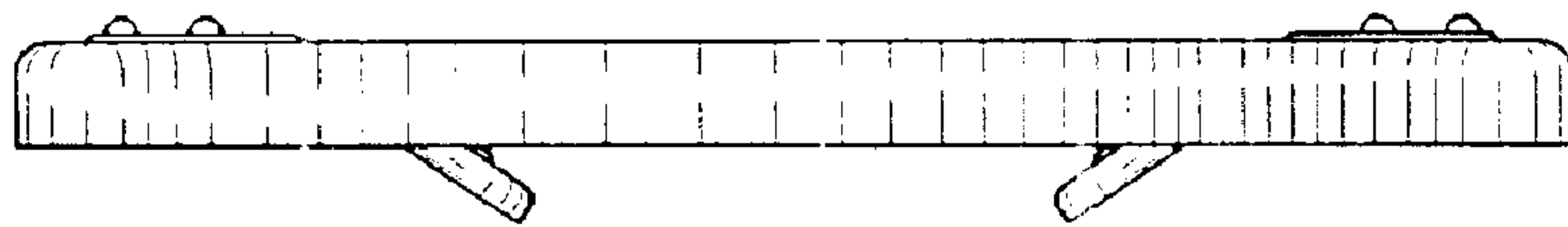


FIG. 5

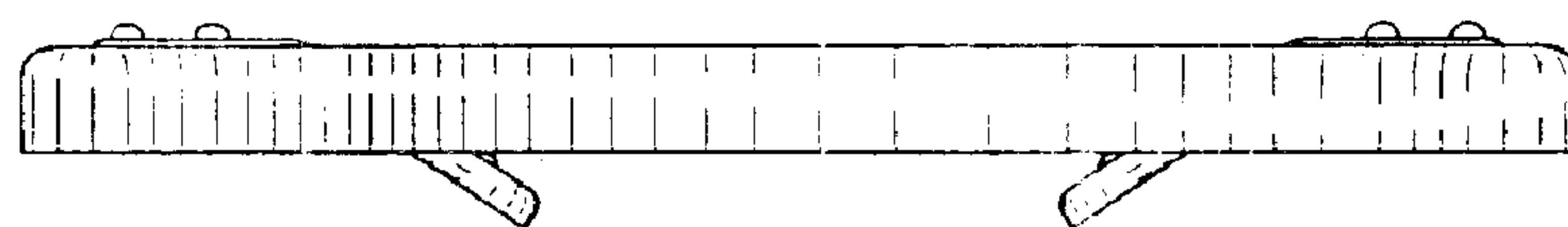


FIG. 6

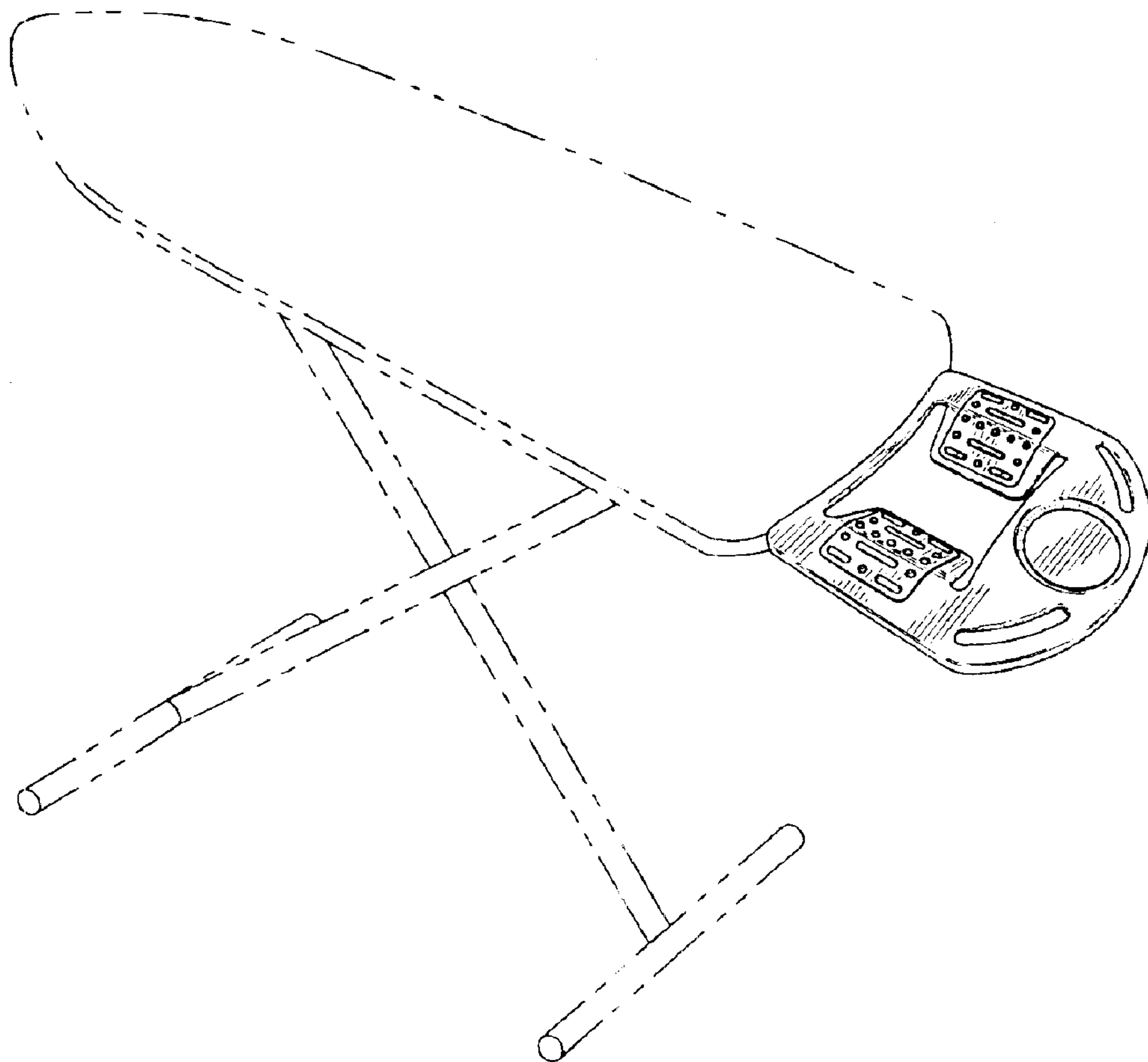


FIG. 7