



US00D502576S

(12) **United States Design Patent**
Miller et al.

(10) **Patent No.:** **US D502,576 S**
(45) **Date of Patent:** **** Mar. 1, 2005**

(54) **LITTER BOX**
(76) Inventors: **RuthAnne Miller**, 27 E. 22nd St., Suite 10B, New York, NY (US) 10010;
Adrianna Fusco, 27 E. 22nd St., Suite 10B, New York, NY (US) 00617

(**) **Term:** **14 Years**

(21) **Appl. No.:** **29/155,564**

(22) **Filed:** **Feb. 12, 2002**

(51) **LOC (7) Cl.** **30-99**

(52) **U.S. Cl.** **D30/161**

(58) **Field of Search** D30/108, 110,
D30/111, 112, 114, 117, 161, 118, 124-125,
129-130; 119/52.3, 57.8, 57.9, 161-170,
428-431, 433-437, 452, 453, 482, 496-497,
500-502, 28.5, 444, 484; D9/310, 317-318;
D1/107, 109, 124; D3/270, 271; D7/516

(56) **References Cited**

U.S. PATENT DOCUMENTS

2,195,575 A	*	4/1940	Mallgraf	D30/124
D162,710 S	*	4/1951	Brazeau	D9/310
D177,746 S	*	5/1956	Moore	D30/124
D248,333 S		6/1978	Haugen		
D264,887 S	*	6/1982	Tweed	D30/112
D277,069 S	*	1/1985	Ostergard	D9/318
D298,672 S		11/1988	Herbst		
D300,967 S		5/1989	Conner		
D300,968 S		5/1989	Conner		
D303,441 S	*	9/1989	Keller	D30/129
D308,429 S		6/1990	VanSkiver		
D314,453 S	*	2/1991	Dewing	D30/108
D317,216 S	*	5/1991	Cutrone	D30/109
D321,613 S	*	11/1991	Gandy	D6/440
5,134,970 A	*	8/1992	Oh	119/428
D331,131 S		11/1992	Quillen		

D331,649 S		12/1992	Saja		
D333,709 S		3/1993	Warren		
5,211,134 A	*	5/1993	Bolo, III	119/168
D350,422 S		9/1994	Foster, Sr.		
D358,008 S	*	5/1995	Keller et al.	D30/161
D360,489 S	*	7/1995	Sylor	D30/108
D363,944 S	*	11/1995	McCarter	D30/161
D367,733 S		3/1996	Paxman et al.		
D368,335 S	*	3/1996	John	D30/118
D371,641 S	*	7/1996	Crowley	D30/108
D376,225 S		12/1996	Hauck		
D378,448 S	*	3/1997	Billings	D30/108
D379,522 S	*	5/1997	Rushford et al.	D30/112
D392,076 S		3/1998	Goemans		
D408,945 S	*	4/1999	Sgariboldi	D9/318
D412,223 S		7/1999	Medhurst		
D422,502 S	*	4/2000	Keller et al.	D9/318
6,513,454 B1	*	2/2003	Snyder	119/428

* cited by examiner

Primary Examiner—Cathy Anne MacCormac

(57) **CLAIM**

An ornamental design for a litter box, as shown and described.

DESCRIPTION

FIG. 1 is a perspective view of the litter box of the present invention;
FIG. 2 is front view thereof;
FIG. 3 is a left side view thereof;
FIG. 4 is a right side view thereof;
FIG. 5 is a rear view thereof;
FIG. 6 is a top plan view thereof; and,
FIG. 7 is a bottom plan view thereof.
The broken lines are for purposes of illustration only and form no part of the claimed design.

1 Claim, 7 Drawing Sheets

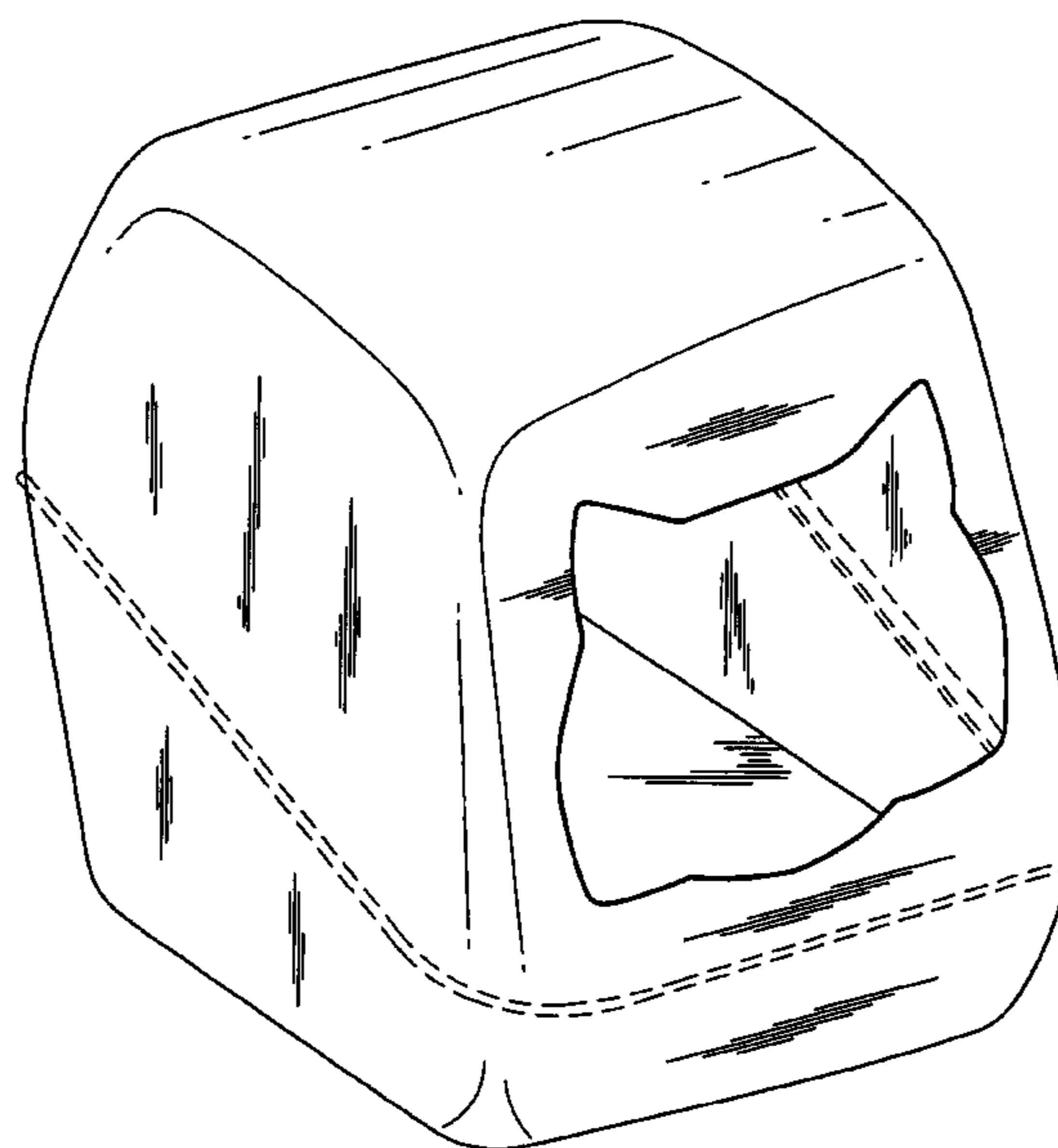


Fig. 1

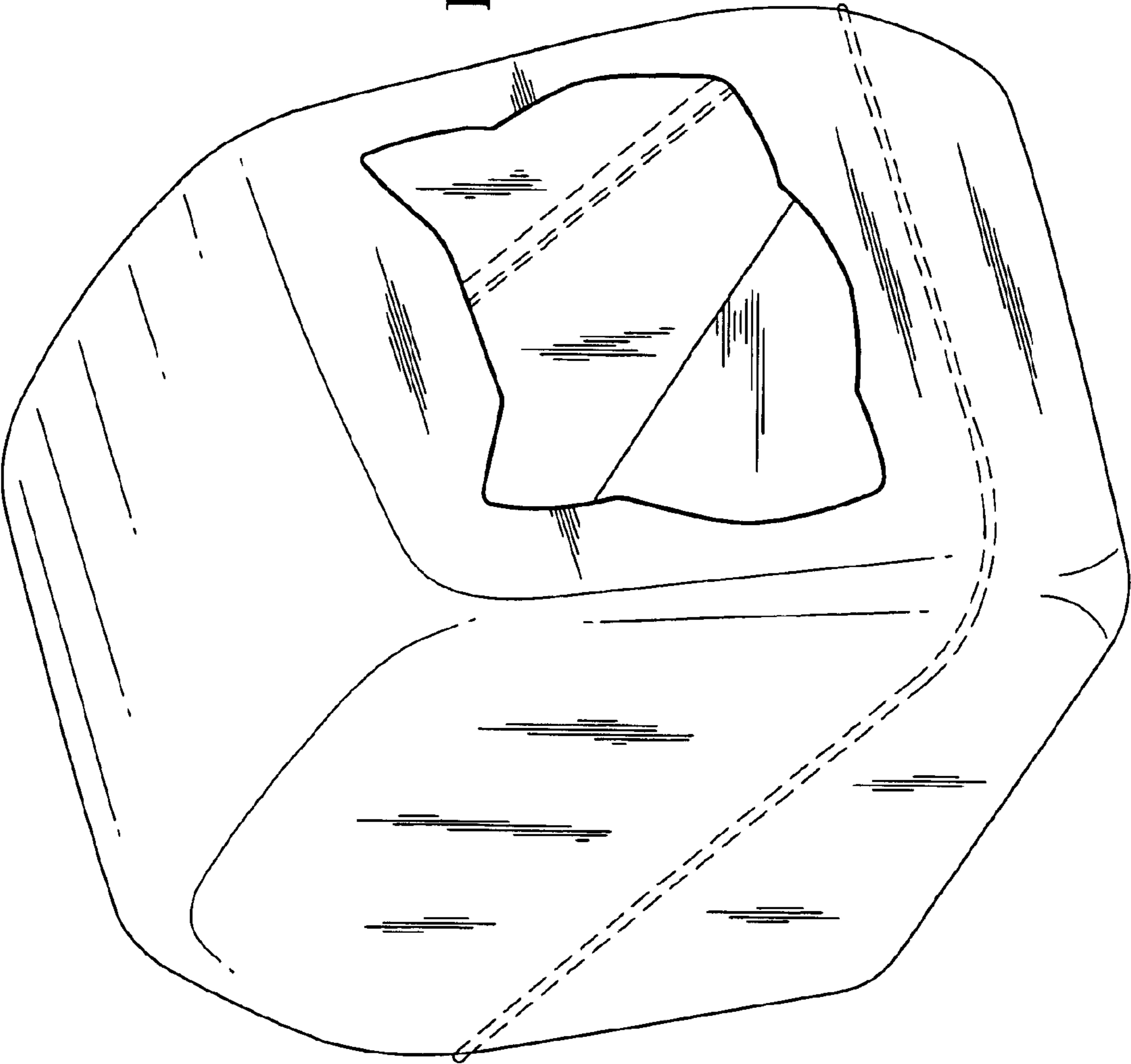
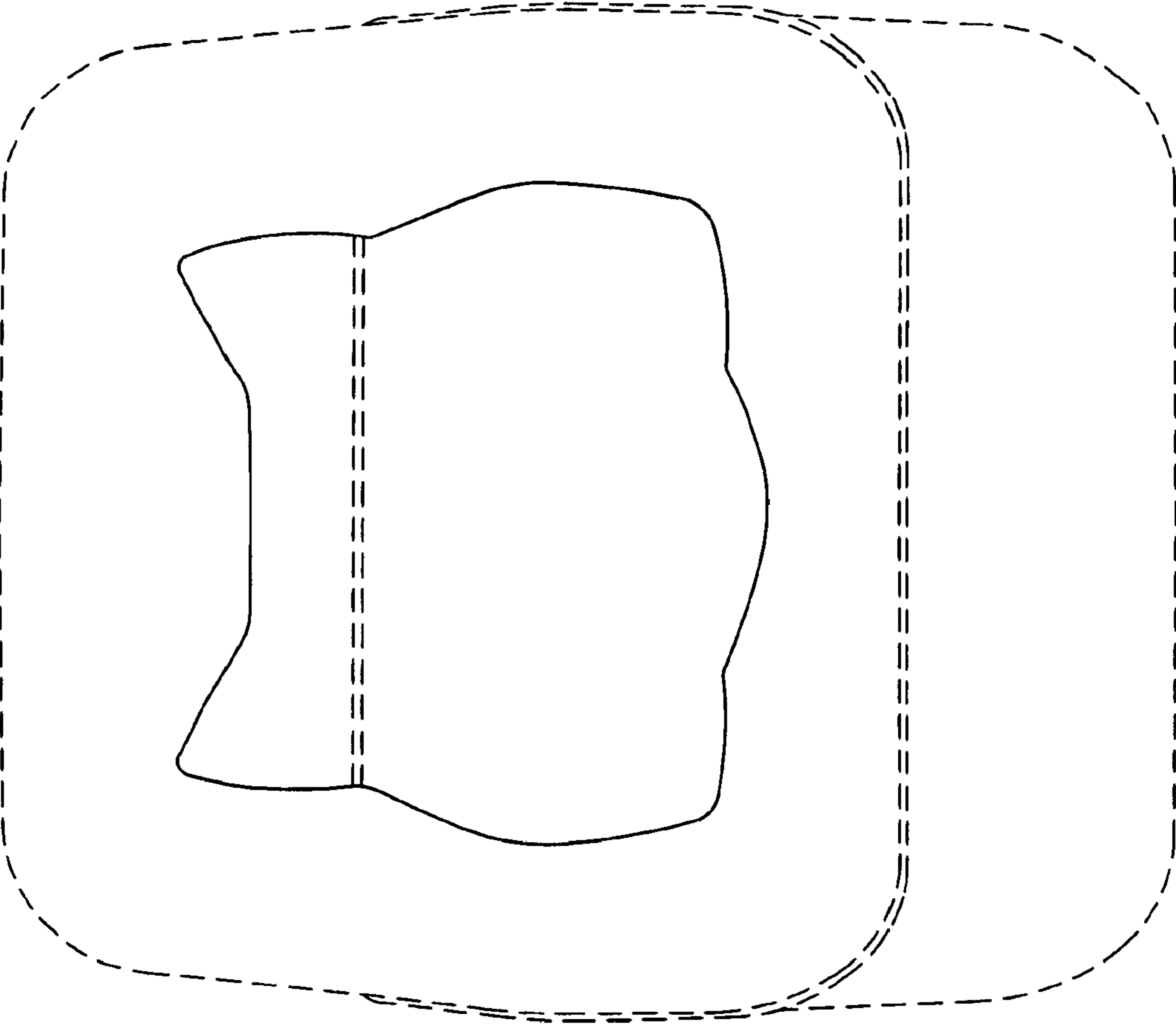


Fig. 2



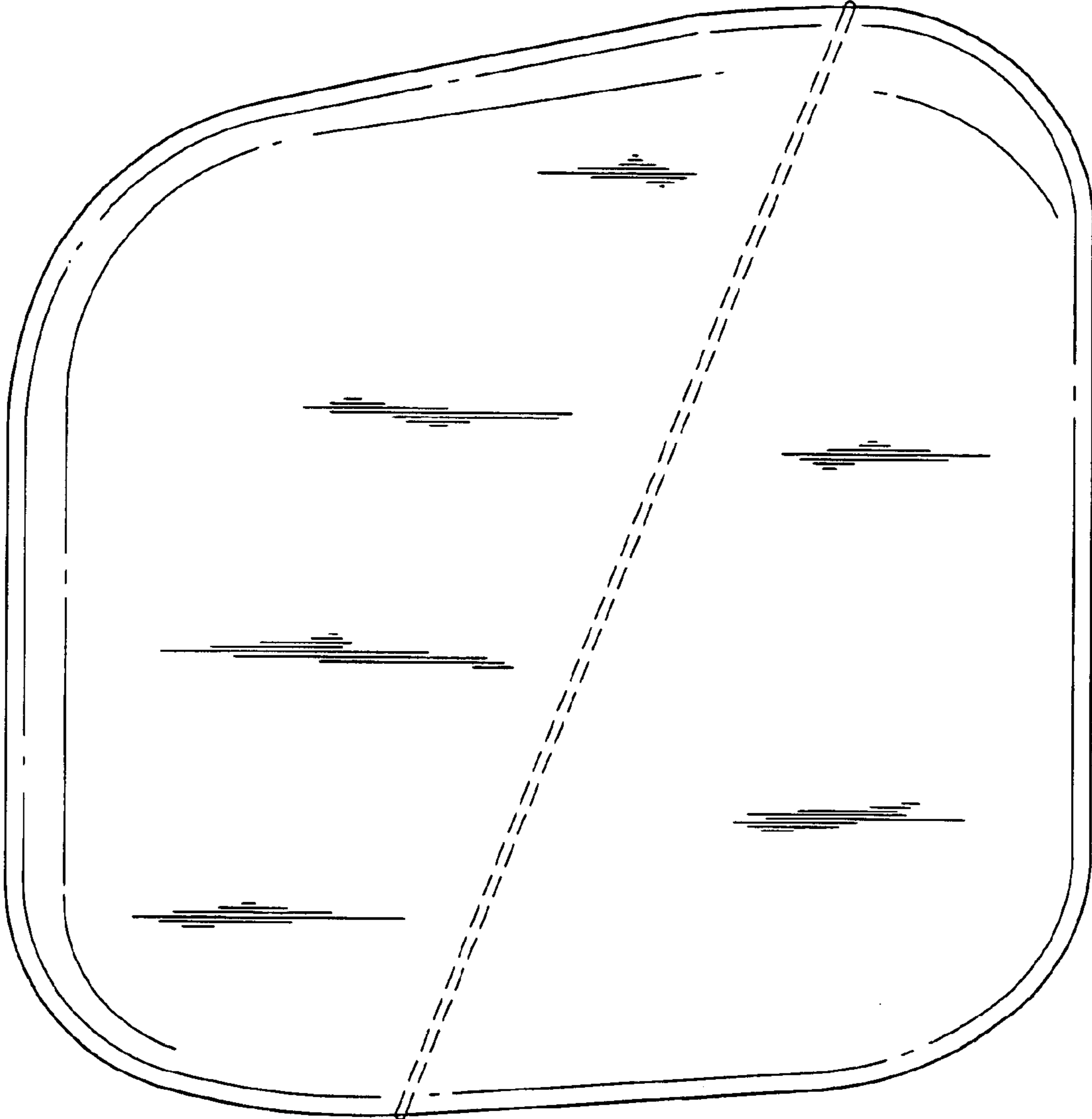


Fig.3

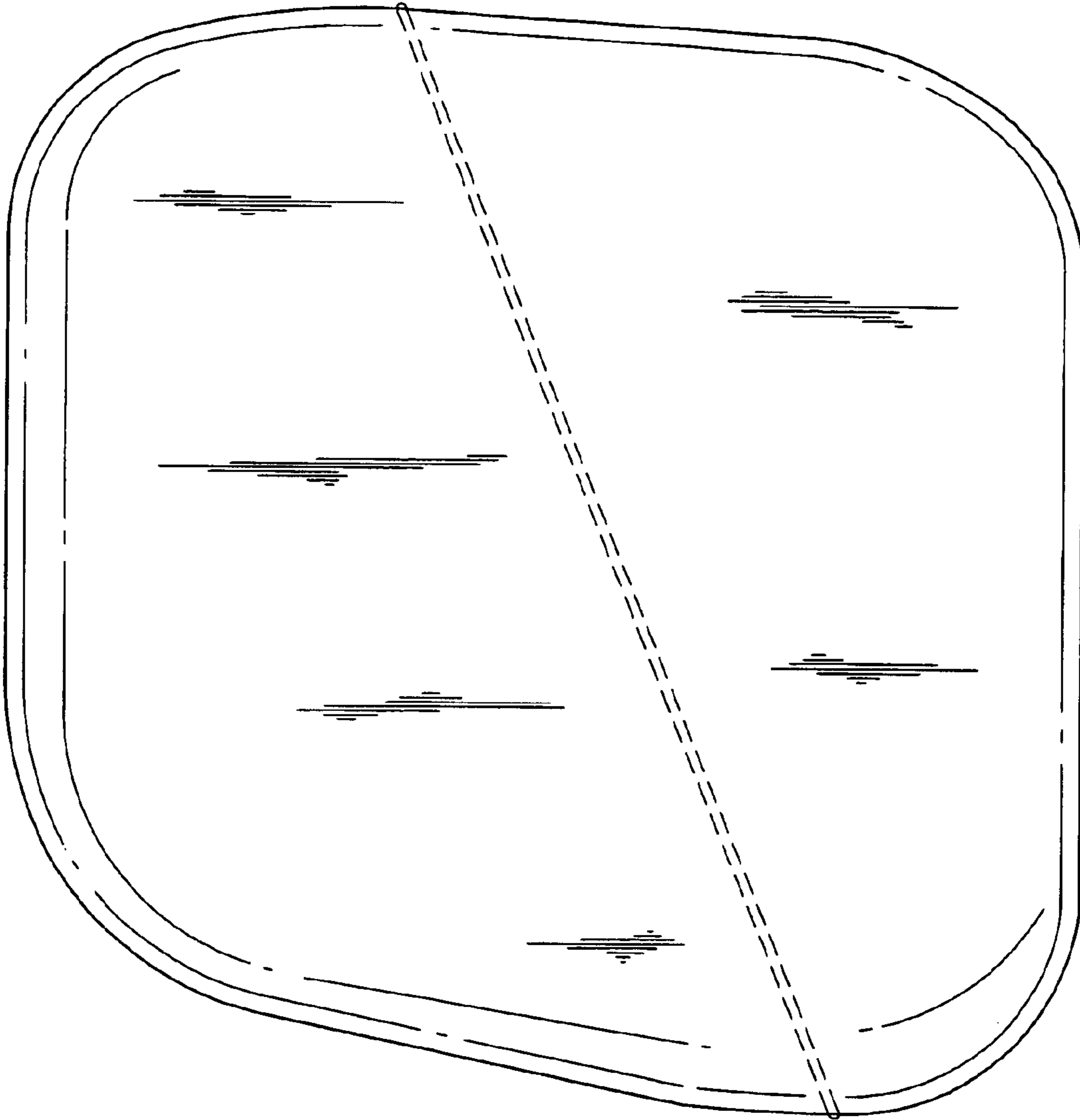


Fig.4

Fig.5

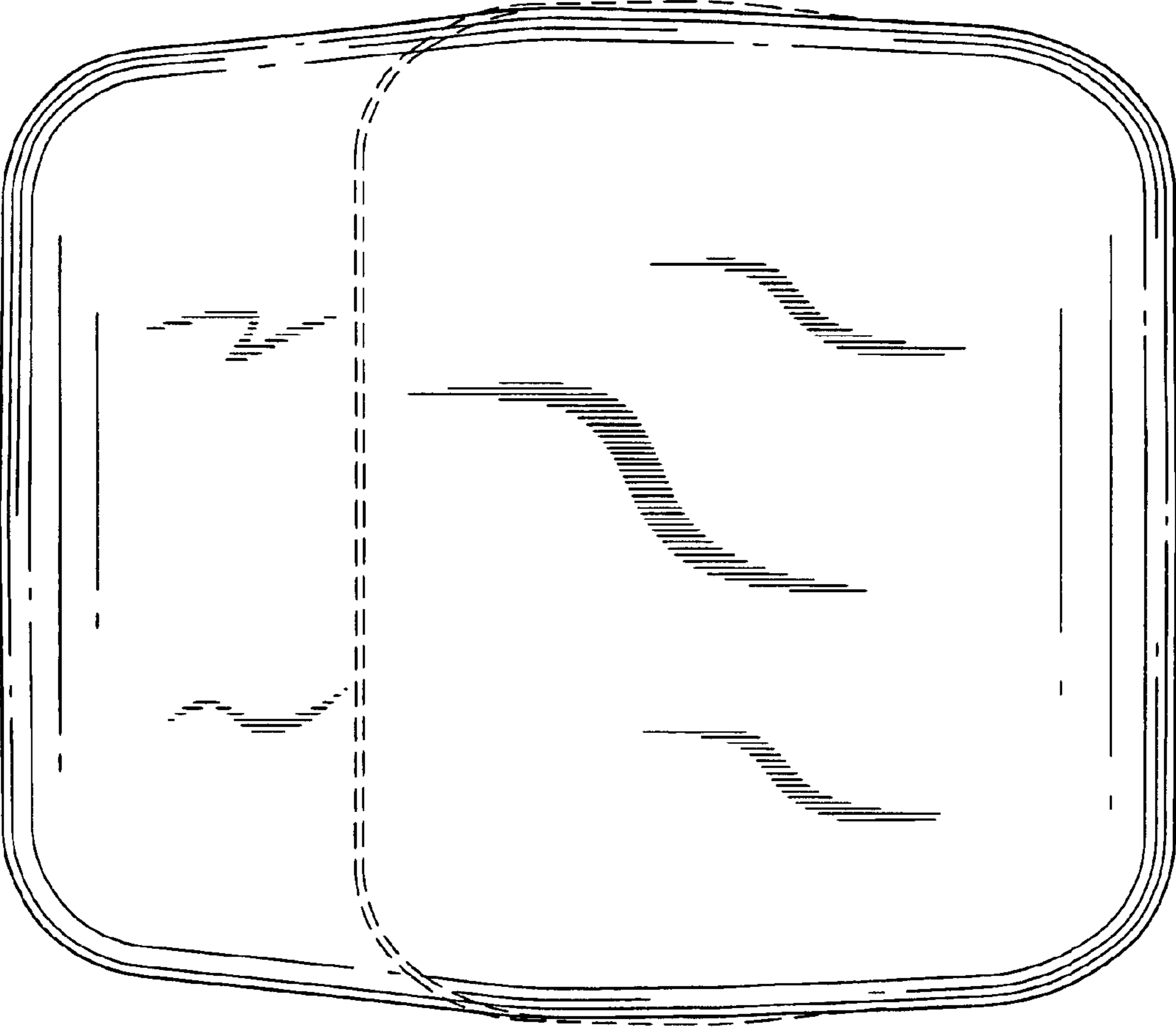


Fig. 6

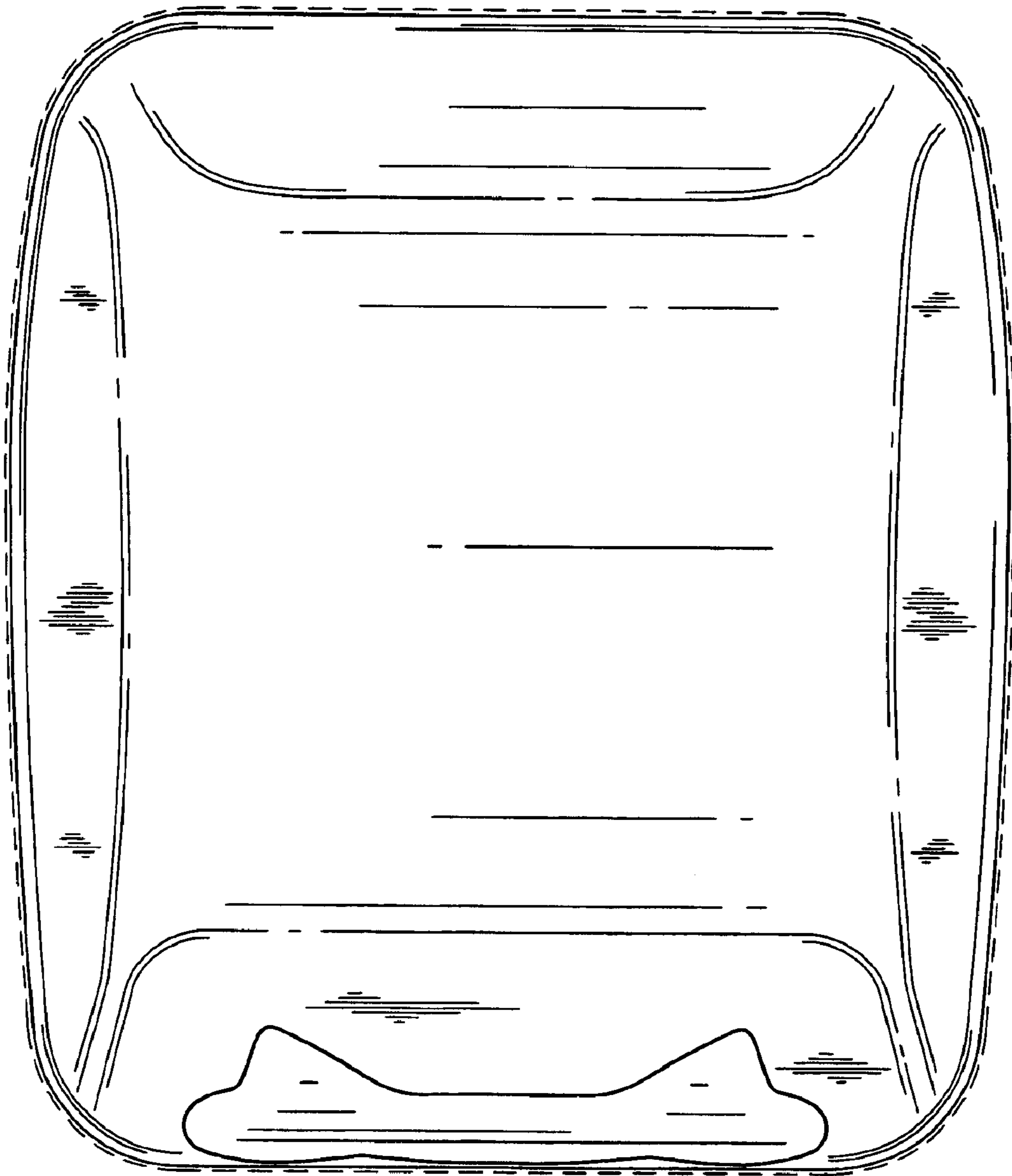


Fig. 7

