



US00D502571S

(12) **United States Design Patent**  
**Croes-Stoffer**

(10) **Patent No.:** **US D502,571 S**

(45) **Date of Patent:** **\*\* Mar. 1, 2005**

(54) **HAIR ACCESSORY**

(75) **Inventor:** **Silvia Croes-Stoffer**, Purmerend (NL)

(73) **Assignee:** **Jems**, Purmerend (NL)

(\*\*) **Term:** **14 Years**

(21) **Appl. No.:** **29/203,831**

(22) **Filed:** **Apr. 20, 2004**

(51) **LOC (7) Cl. .... 28-03**

(52) **U.S. Cl. .... D28/41**

(58) **Field of Search .... D28/39-43; D11/90;**  
**132/273-284**

(56) **References Cited**

**U.S. PATENT DOCUMENTS**

|             |   |         |                |       |         |
|-------------|---|---------|----------------|-------|---------|
| 1,873,543 A | * | 8/1932  | Carlson        | ..... | 132/275 |
| D98,249 S   | * | 1/1936  | Goldblatt      | ..... | D10/132 |
| D161,071 S  | * | 11/1950 | Weiss          | ..... | D28/39  |
| D163,662 S  | * | 6/1951  | Weiss          | ..... | D28/39  |
| D170,518 S  | * | 10/1953 | Behr           | ..... | D11/48  |
| 4,912,944 A | * | 4/1990  | Crosley et al. | ..... | 63/29.2 |

|             |   |         |                  |       |         |
|-------------|---|---------|------------------|-------|---------|
| 6,016,813 A | * | 1/2000  | Kennedy          | ..... | 132/200 |
| 6,131,585 A | * | 10/2000 | Reinstein et al. | ..... | 132/275 |
| D435,477 S  | * | 12/2000 | Kavalek          | ..... | D11/90  |
| D463,621 S  | * | 9/2002  | Tobin            | ..... | D28/41  |

\* cited by examiner

*Primary Examiner*—Lucy Lieberman

(74) *Attorney, Agent, or Firm*—Michaelson & Associates;  
Peter L. Michaelson

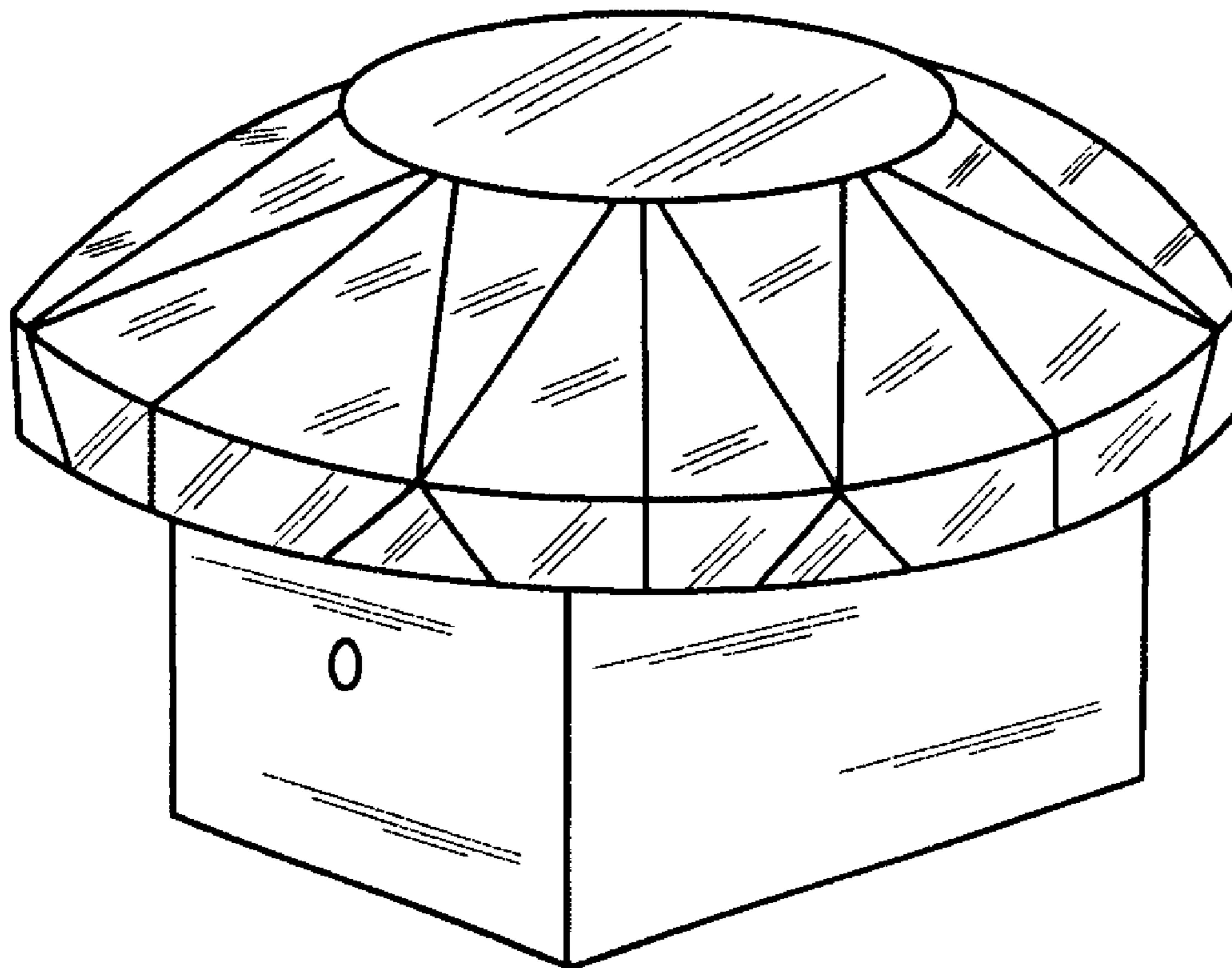
(57) **CLAIM**

The ornamental design for a hair accessory, as shown and described.

**DESCRIPTION**

FIG. 1 is a top right perspective view of a hair accessory that incorporates my inventive design;  
FIG. 2 is a top view of the beadystop shown in FIG. 1;  
FIG. 3 is a front view of the beadystop shown in FIG. 1, the rear view being identical thereto; and,  
FIG. 4 is a right side view of the beadystop shown in FIG. 1, the left side view being identical thereto.

**1 Claim, 1 Drawing Sheet**



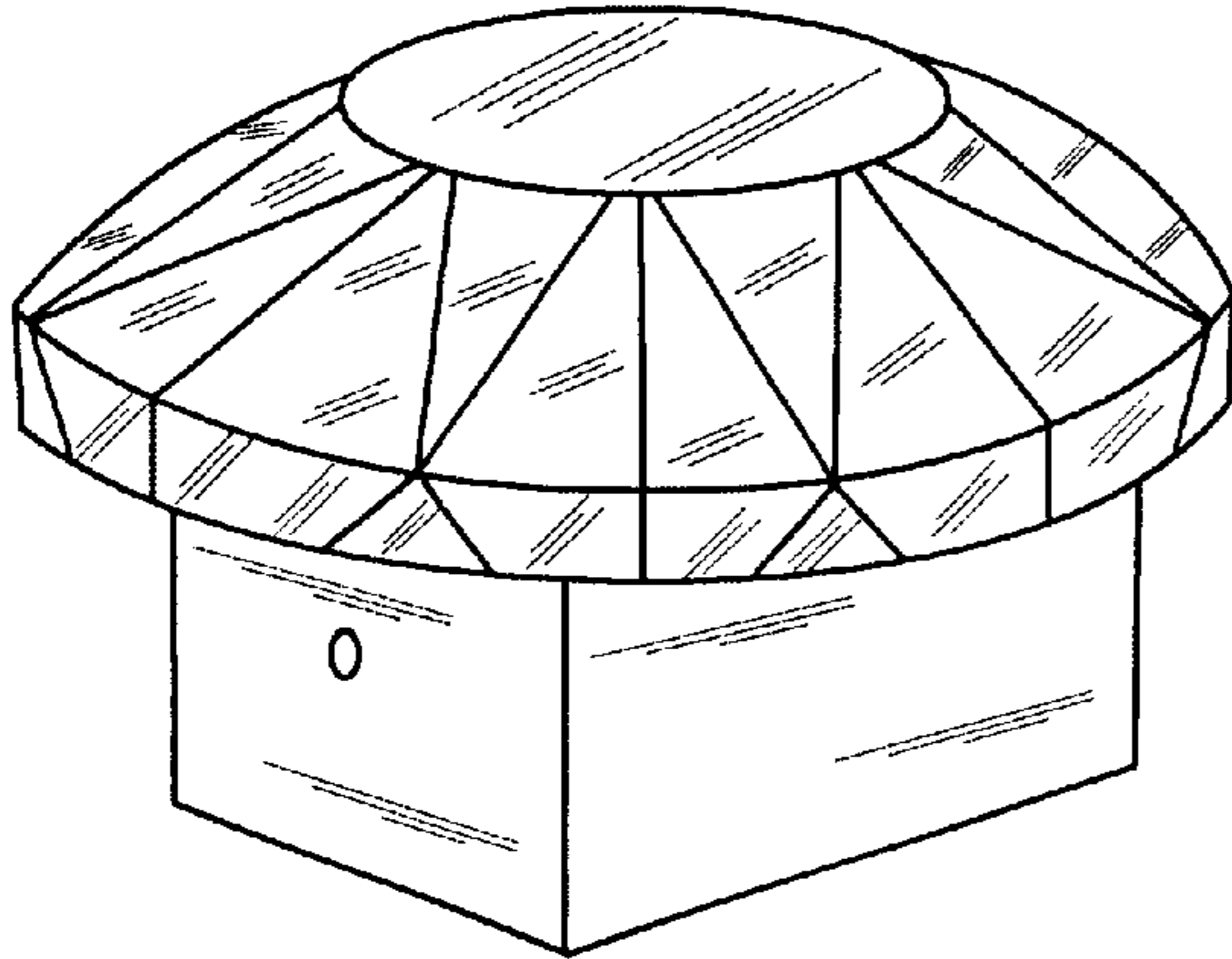


FIG. 1




FIG. 2

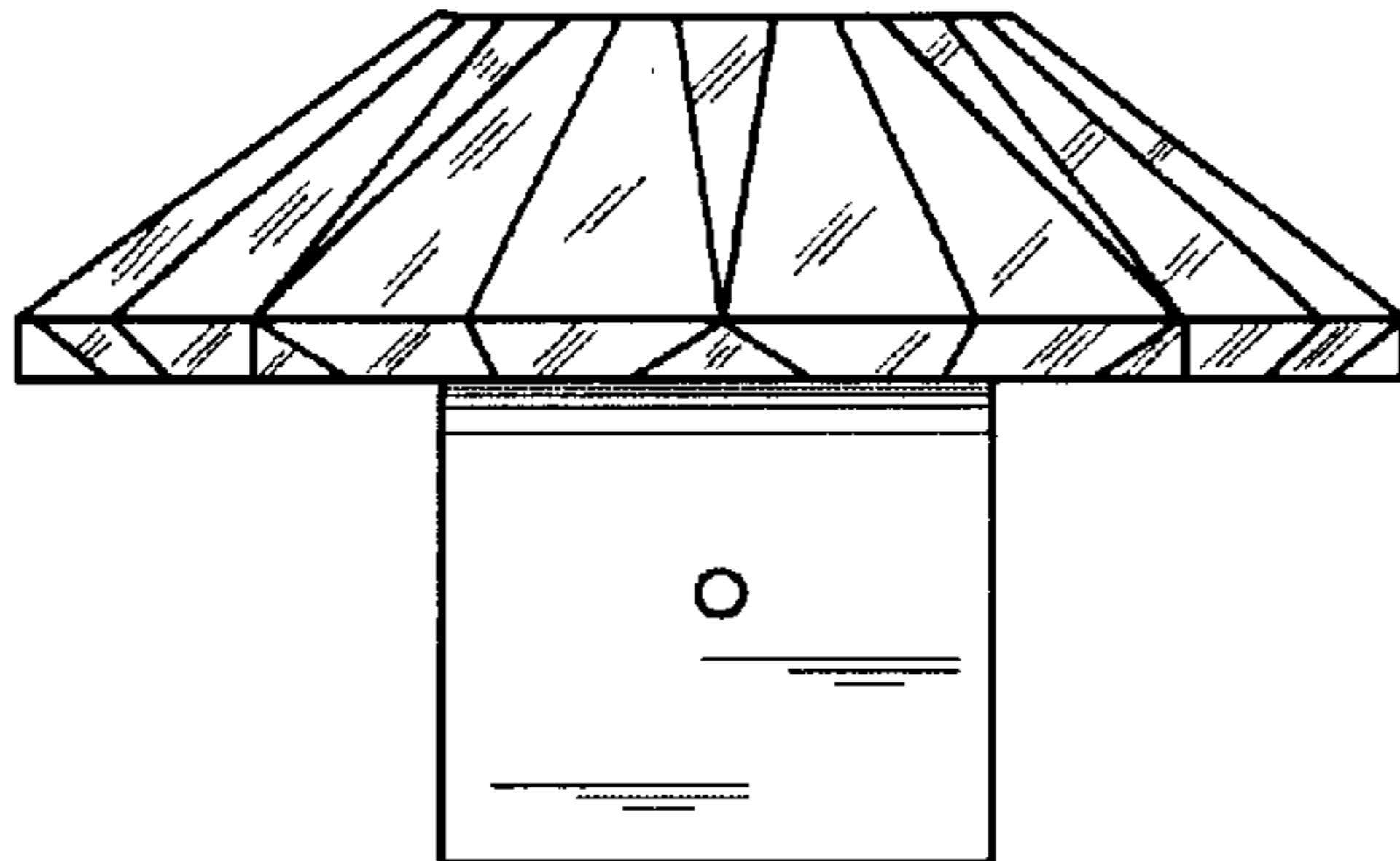


FIG. 3

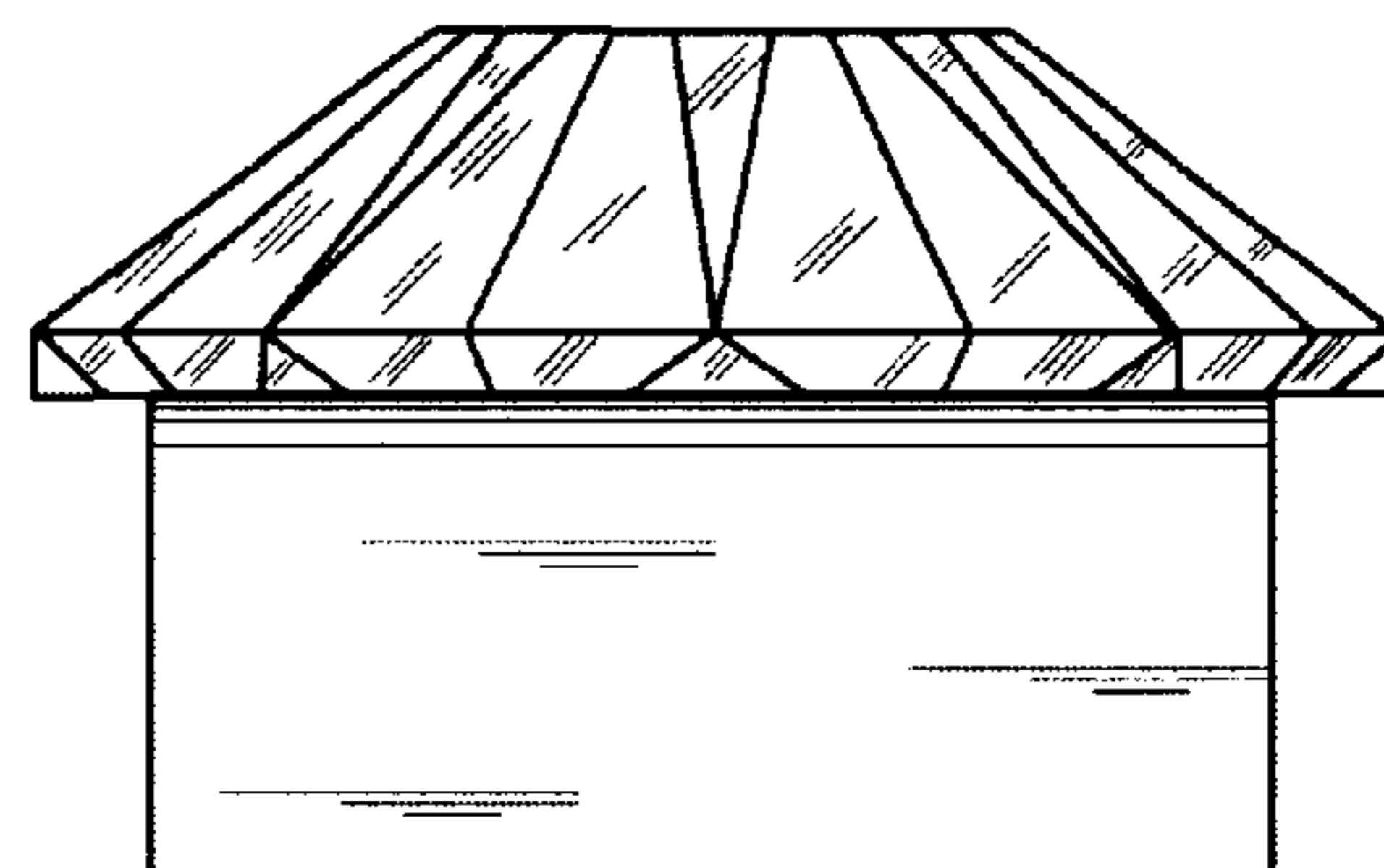


FIG. 4