



US00D502570S

(12) **United States Design Patent**
Nanbu et al.

(10) **Patent No.:** **US D502,570 S**
(45) **Date of Patent:** **** Mar. 1, 2005**

(54) **HAIR DRYER**

(75) Inventors: **Ichirou Nanbu**, Tottori (JP); **Toshinori Hayano**, Tottori (JP); **Yukio Morimoto**, Tottori-Ken (JP); **Takahisa Takiguchi**, Tottori-Ken (JP)

(73) Assignees: **Sanyo Electric Co., Ltd.**, Osaka (JP); **Sanyo Home Appliance Tottori Co., Ltd.**, Tottori-Ken (JP)

(**) Term: **14 Years**

(21) Appl. No.: **29/208,691**

(22) Filed: **May 21, 2004**

(30) **Foreign Application Priority Data**

Dec. 2, 2003 (JP) 2003-035754

(51) **LOC (7) Cl.** **28-03**

(52) **U.S. Cl.** **D28/13**

(58) **Field of Search** D28/12-19; 34/96-101;
392/380, 383, 384, 385

(56) **References Cited**

U.S. PATENT DOCUMENTS

D184,985 S * 4/1959 Cherry D28/12
D199,608 S * 11/1964 Jepson D28/12
D202,015 S * 8/1965 Maddi D28/12
D226,739 S * 4/1973 Debyis D28/13

D231,573 S * 4/1974 Ono et al. D28/16
3,846,047 A * 11/1974 Wada et al. 417/234
D426,345 S * 6/2000 Joergensen D28/13
D480,833 S * 10/2003 Zimmermann D28/13

FOREIGN PATENT DOCUMENTS

JP 565371 8/1981
JP 632001 5/1984
JP 807079 10/1990
JP 919476 11/1994

* cited by examiner

Primary Examiner—Lucy Lieberman

(74) *Attorney, Agent, or Firm*—Darby & Darby

(57) **CLAIM**

We claim the ornamental design for a hair dryer, as shown.

DESCRIPTION

FIG. 1 is a top, front, and right side perspective view of our new design for a hair dryer;
FIG. 2 is a top plan view thereof;
FIG. 3 is a bottom plan view thereof;
FIG. 4 is a left side elevation thereof;
FIG. 5 is a right side elevation thereof;
FIG. 6 is a front elevation thereof when resting on its right side; and,
FIG. 7 is a rear elevation thereof when resting on its right side.

1 Claim, 2 Drawing Sheets

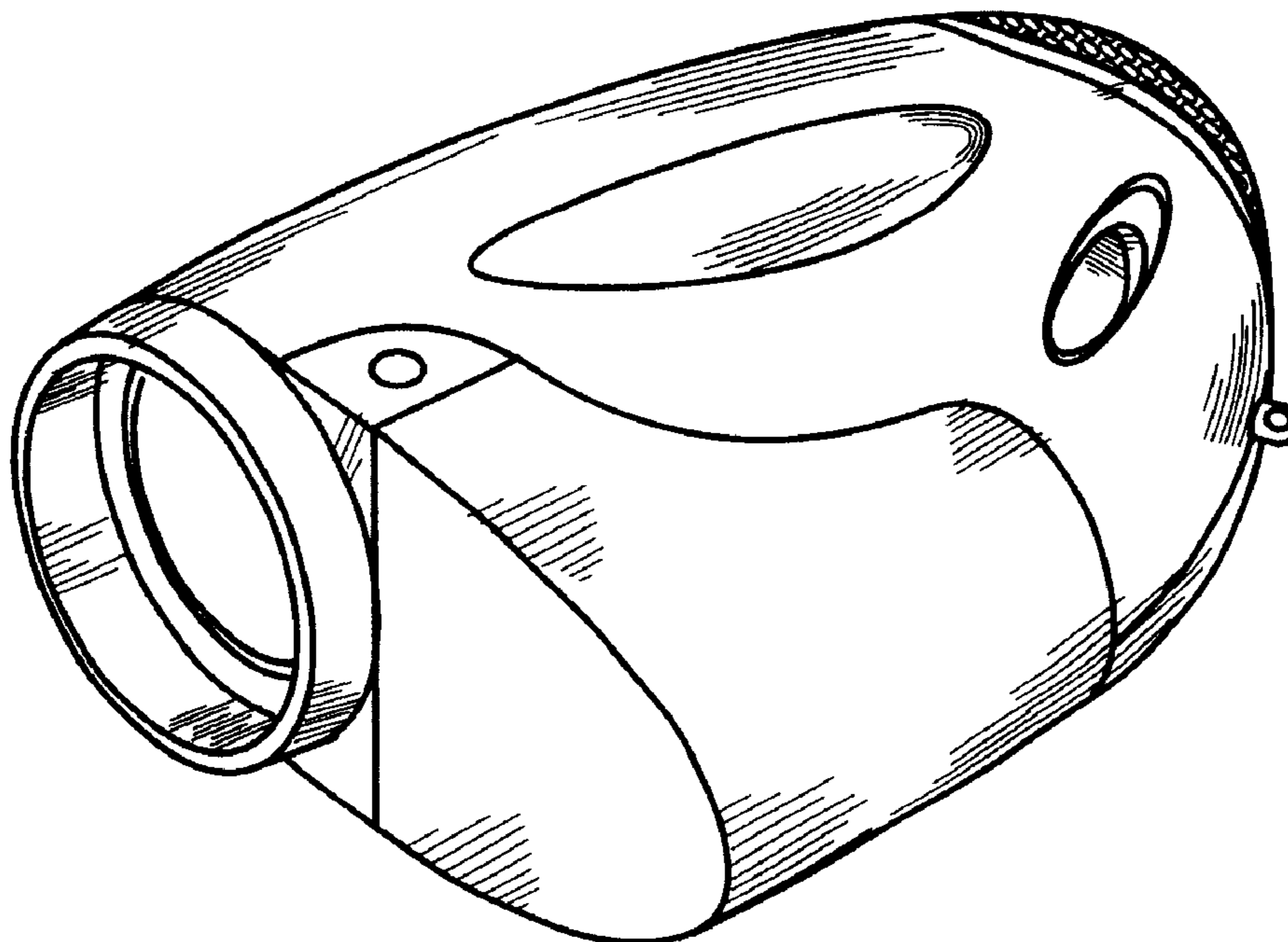


FIG. 1

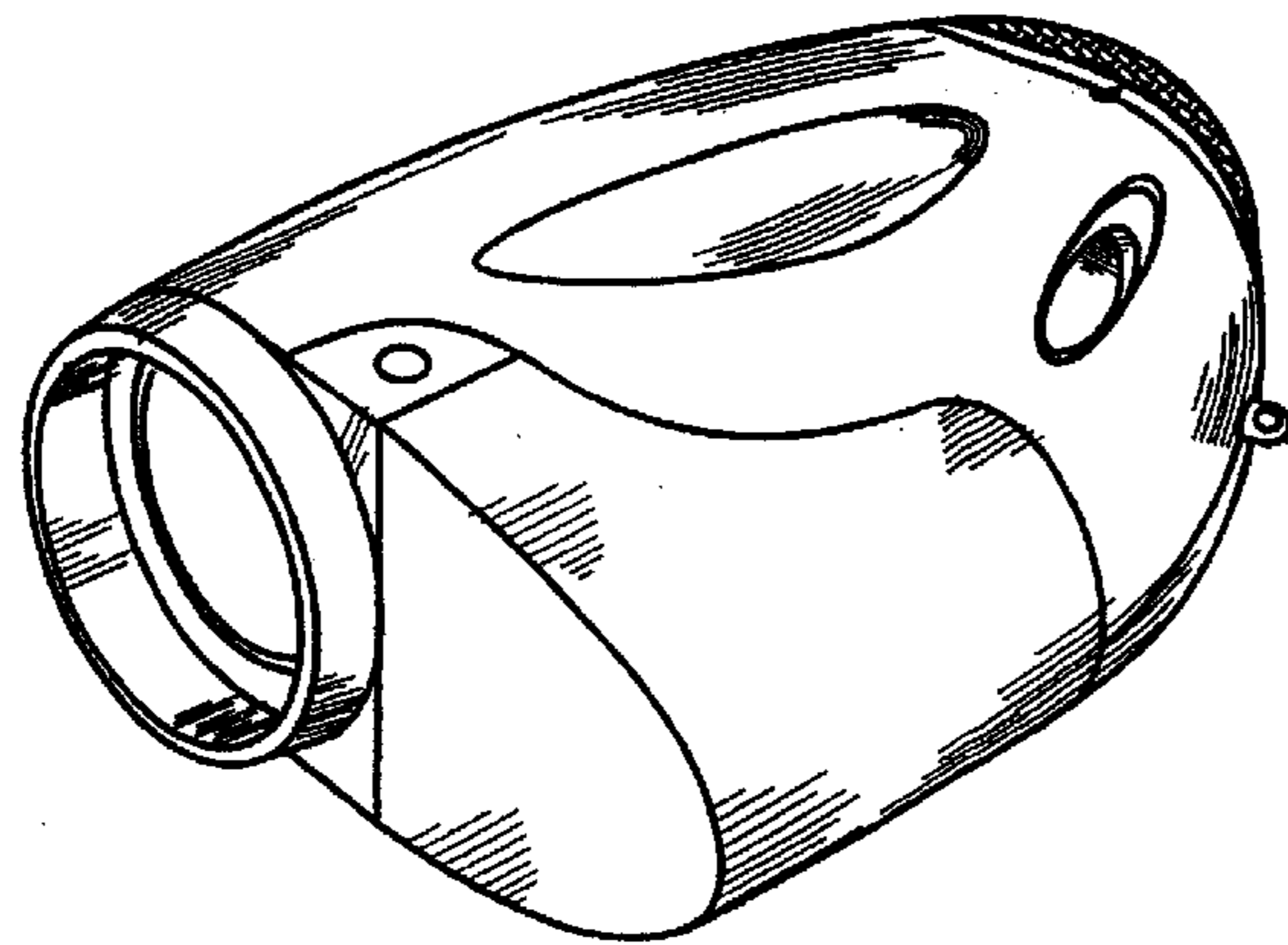


FIG. 2




FIG. 3




FIG. 4




FIG. 5

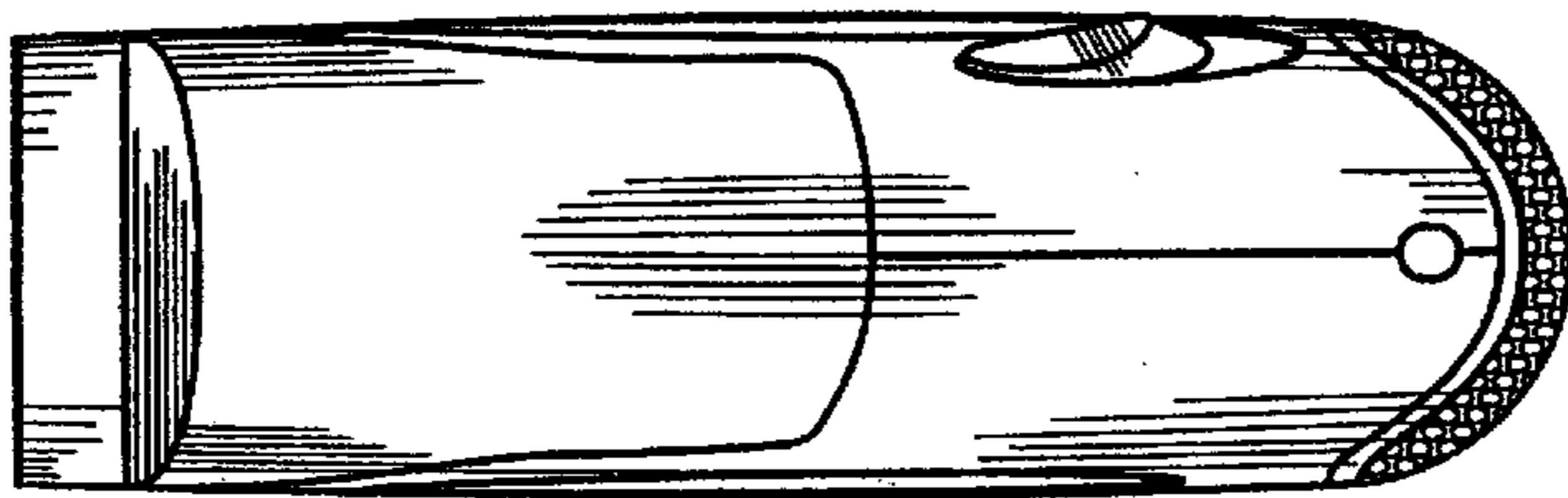


FIG. 6

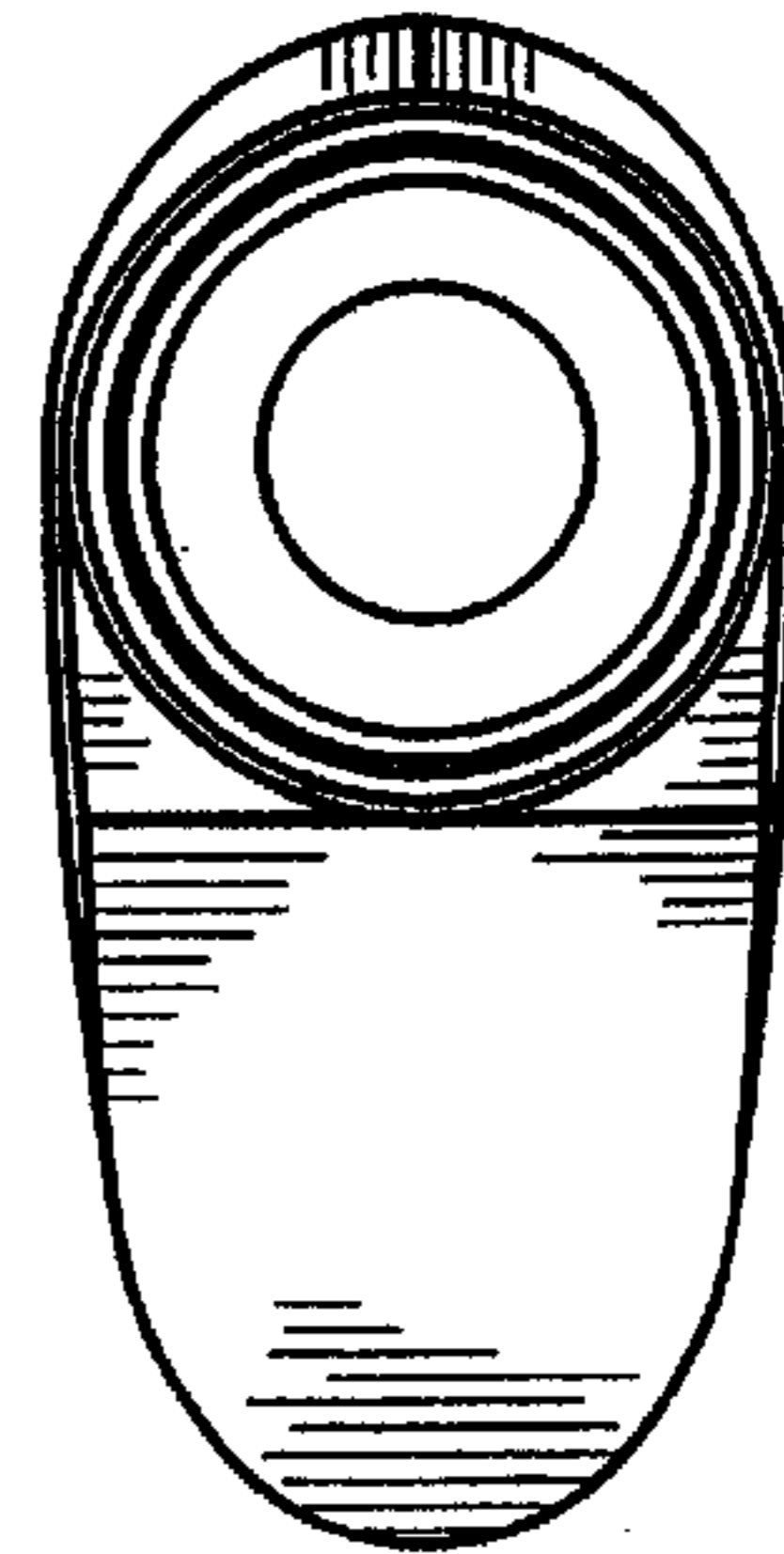


FIG. 7

