

US00D502560S

(12) **United States Design Patent**  
**Kushima**

(10) **Patent No.:** **US D502,560 S**  
(45) **Date of Patent:** **\*\* Mar. 1, 2005**

(54) **FRONT COMBINATION LAMP FOR AN AUTOMOBILE**

2001 Mini Mini; Imported Cars Guide Book 2002; Oct. 24, 2001; p. 117.

(75) Inventor: **Yukio Kushima**, Aichi (JP)

\* cited by examiner

(73) Assignee: **Toyota Jidosha Kabushiki Kaisha** (JP)

*Primary Examiner*—Marcus A. Jackson

(\*\*) Term: **14 Years**

(74) *Attorney, Agent, or Firm*—SAIDMAN DesignLaw Group

(21) Appl. No.: **29/189,772**

(57) **CLAIM**

(22) Filed: **Sep. 10, 2003**

The ornamental design for a front combination lamp for an automobile, as shown and described.

(51) **LOC (7) Cl.** ..... **26-06**

(52) **U.S. Cl.** ..... **D26/28**

(58) **Field of Search** ..... D26/28-36; 362/459-468,  
362/473-476, 485-487

**DESCRIPTION**

(56) **References Cited**

FIG. 1 is a front perspective view of a front combination lamp for an automobile showing my new design;

**U.S. PATENT DOCUMENTS**

FIG. 2 is a front view thereof;

D473,665 S	*	4/2003	Tanabe et al.	.....	D26/28
D476,430 S	*	6/2003	Ikuma et al.	.....	D26/28
D492,429 S	*	6/2004	Ueno	.....	D26/28

FIG. 3 is a rear view thereof;

FIG. 4 is a top view thereof;

FIG. 5 is a bottom view thereof;


FIG. 6 is a right-side view thereof; and,

FIG. 7 is a left-side view thereof.


**OTHER PUBLICATIONS**

2002 Volkswagen Lupo; Imported Cars Guide Book 2003; Oct. 29, 2002; p. 172.


**1 Claim, 3 Drawing Sheets**








**FIG. 1**




**FIG. 2**





**FIG. 3**



**FIG. 4**






FIG. 5




FIG. 6




FIG. 7