

US00D502537S

(12) **United States Design Patent**
Gibson

(10) **Patent No.:** **US D502,537 S**

(45) **Date of Patent:** **** Mar. 1, 2005**

(54) **TOILET SEAT COVER**

(76) **Inventor:** **Kristine Gibson, 7720 - Fairway Ave., SE., #403, Snoqualmie, WA (US) 98065**

(**) **Term:** **14 Years**

(21) **Appl. No.:** **29/191,181**

(22) **Filed:** **Oct. 1, 2003**

(51) **LOC (7) Cl.** **23-01**

(52) **U.S. Cl.** **D23/311**

(58) **Field of Search** D23/295, 299,
D23/303, 309-311; 4/449, 234, 245.1-245.9,
484, 237-239

(56) **References Cited**

U.S. PATENT DOCUMENTS

1,745,223 A *	1/1930	Light	D23/311
3,085,611 A *	4/1963	Dolnick	D23/311
3,102,276 A *	9/1963	Warnberg	D23/311
D252,946 S	9/1979	Johnson	D23/71
4,589,149 A	5/1986	Bassi	4/242
5,067,185 A	11/1991	Kohler	4/661

D333,701 S *	3/1993	Meeks	D23/311
5,216,760 A *	6/1993	Brown et al.	3/245.4

* cited by examiner

Primary Examiner—Robert A Delehanty

(74) *Attorney, Agent, or Firm*—Dean A. Craine

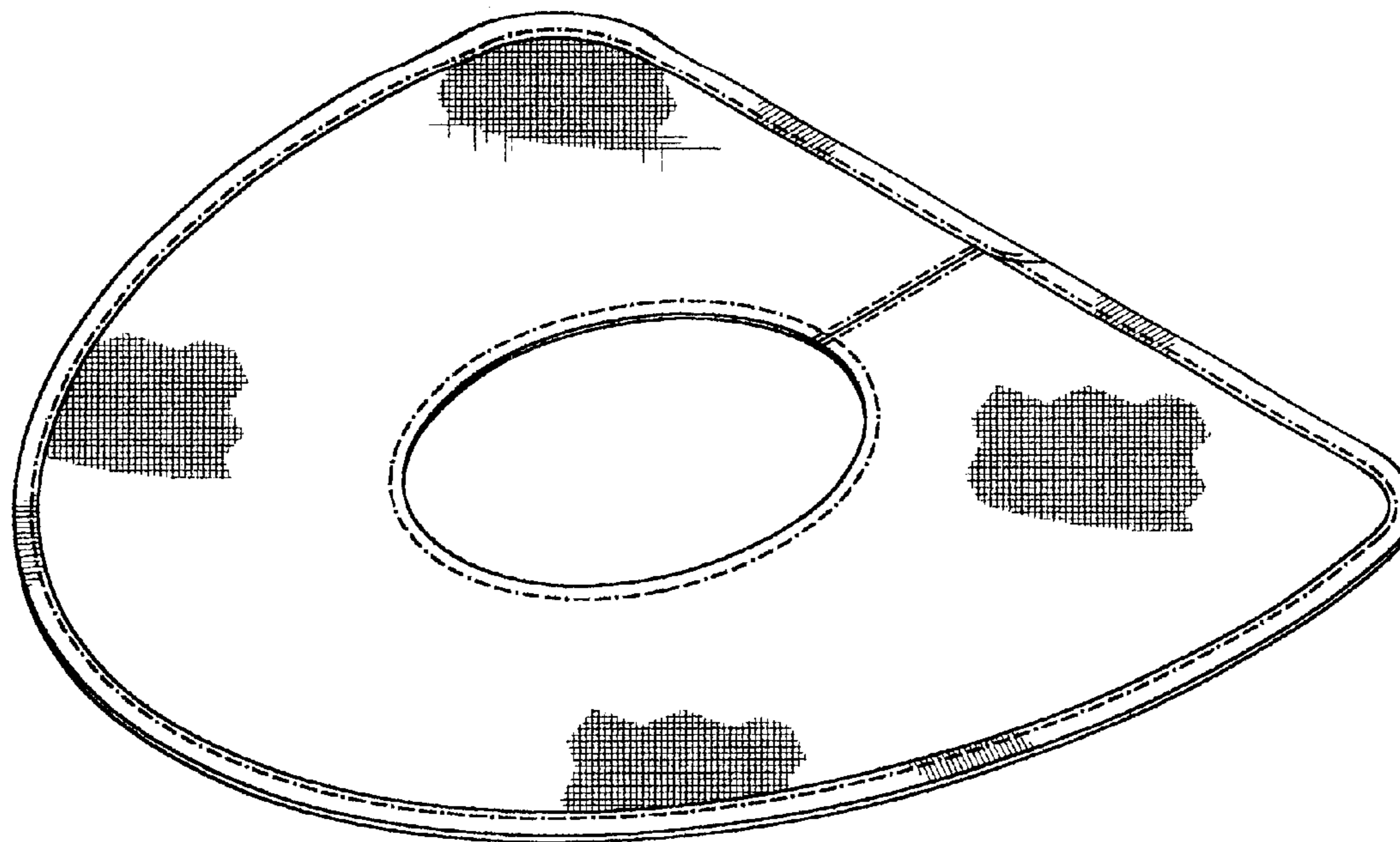
(57) **CLAIM**

The ornamental design for a toilet seat cover, as shown and described.

DESCRIPTION

FIG. 1 is a perspective view of a toilet seat cover.
 FIG. 2 is a top plan view of the toilet seat cover.
 FIG. 3 is a bottom plan view of the toilet seat cover.
 FIG. 4 is a front elevational view of the toilet seat cover.
 FIG. 5 is a rear elevational view of the toilet seat cover.
 FIG. 6 is a left side elevational view of the toilet seat cover;
 and,
 FIG. 7 is a left side elevational view of the toilet seat cover.
 The broken lines shown in the drawing are understood to represent stitching.

1 Claim, 2 Drawing Sheets



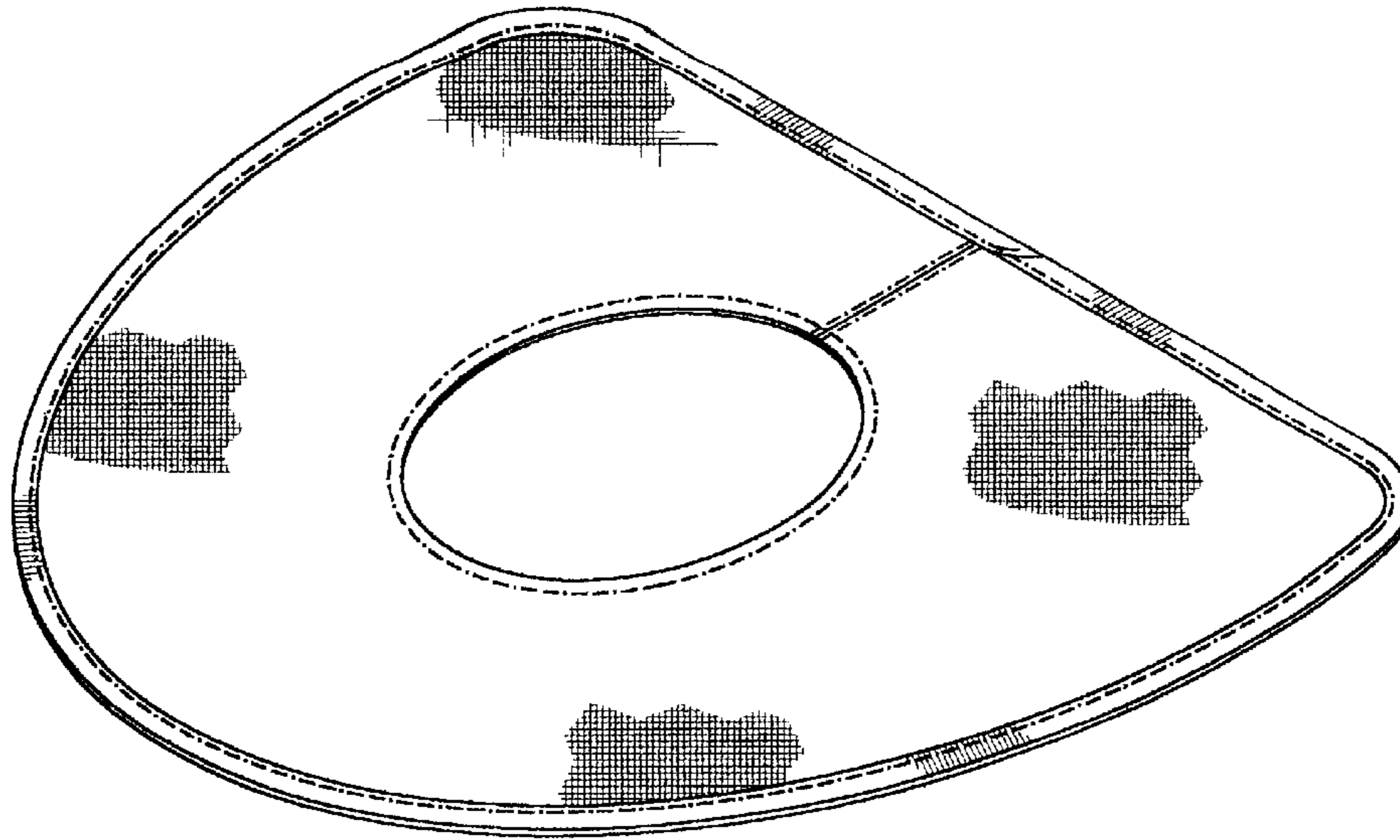


FIG. 1

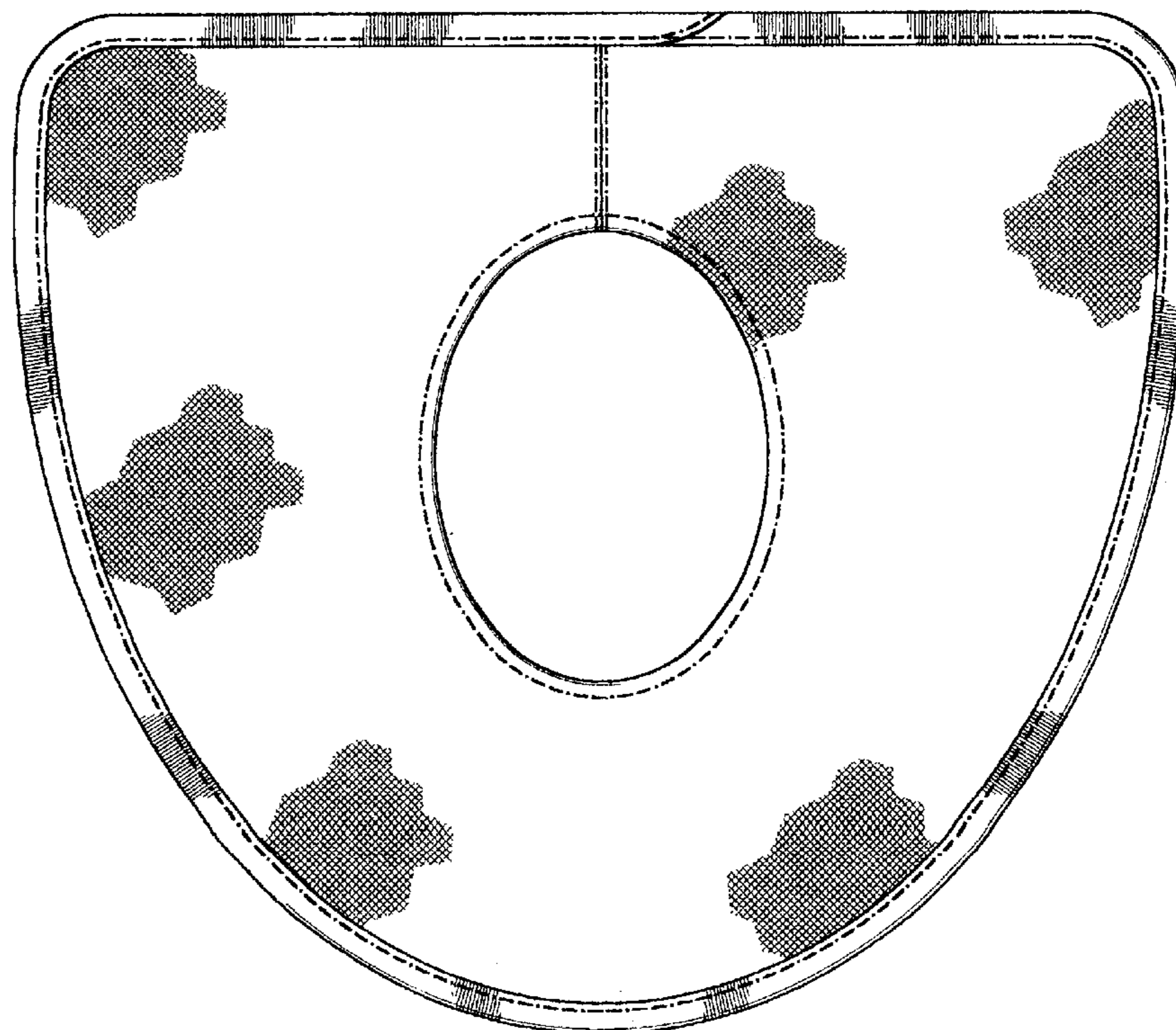


FIG. 2

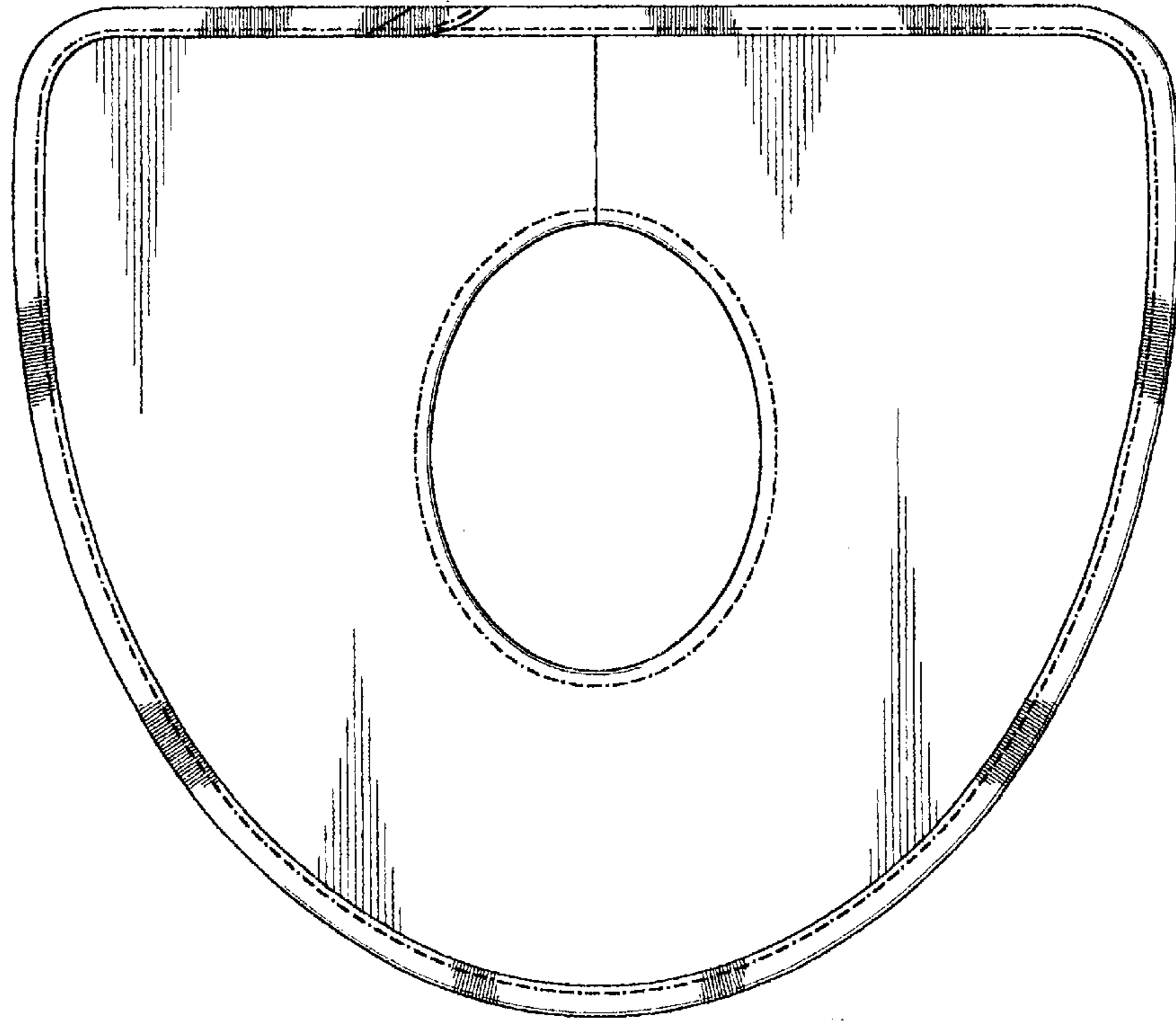


FIG. 3



FIG. 4




FIG. 5




FIG. 6

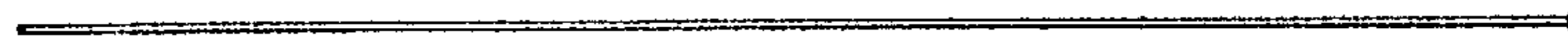


FIG. 7