



US00D502532S

(12) **United States Design Patent**  
**Schroeder et al.**

(10) **Patent No.:** **US D502,532 S**  
(45) **Date of Patent:** **\*\* Mar. 1, 2005**

(54) **TEXTURE SPRAYER**

(75) **Inventors:** **James C. Schroeder**, Ramsey, MN (US); **Robert J. Gundersen**, Otsego, MN (US); **David J. Thompson**, Oak Grove, MN (US)

(73) **Assignee:** **Graco Minnesota Inc.**, Minneapolis, MN (US)

(\*\*) **Term:** **14 Years**

(21) **Appl. No.:** **29/192,181**

(22) **Filed:** **Oct. 20, 2003**

(51) **LOC (7) Cl.** ..... **23-01**

(52) **U.S. Cl.** ..... **D23/225**

(58) **Field of Search** ..... D23/213, 225;  
222/608; 239/146, 147; 401/195, 196

(56) **References Cited**

**U.S. PATENT DOCUMENTS**

3,940,065 A \* 2/1976 Ware et al. .... 239/146

D271,038 S \* 10/1983 Anderson et al. .... D23/213  
5,154,317 A \* 10/1992 Roppolo, III ..... 222/66  
6,070,808 A \* 6/2000 Kildow ..... 239/146  
D429,314 S \* 8/2000 Bower et al. .... D23/225  
6,394,365 B1 \* 5/2002 Jeanfreau ..... 239/373

\* cited by examiner

*Primary Examiner*—Robin V. Taylor

(74) *Attorney, Agent, or Firm*—Douglas B. Farrow


(57) **CLAIM**

The ornamental design for the texture sprayer, as shown and described.

**DESCRIPTION**

FIG. 1 is a front perspective view of the texture sprayer; FIG. 2 is a top elevation view thereof; FIG. 3 is a bottom elevation view thereof; FIG. 4 is a left side elevation view thereof; FIG. 5 is a right side elevation view thereof; FIG. 6 is a front elevation view thereof; and, FIG. 7 is a rear elevation view thereof.

**1 Claim, 7 Drawing Sheets**






Figure 1




Figure 2




Figure 3

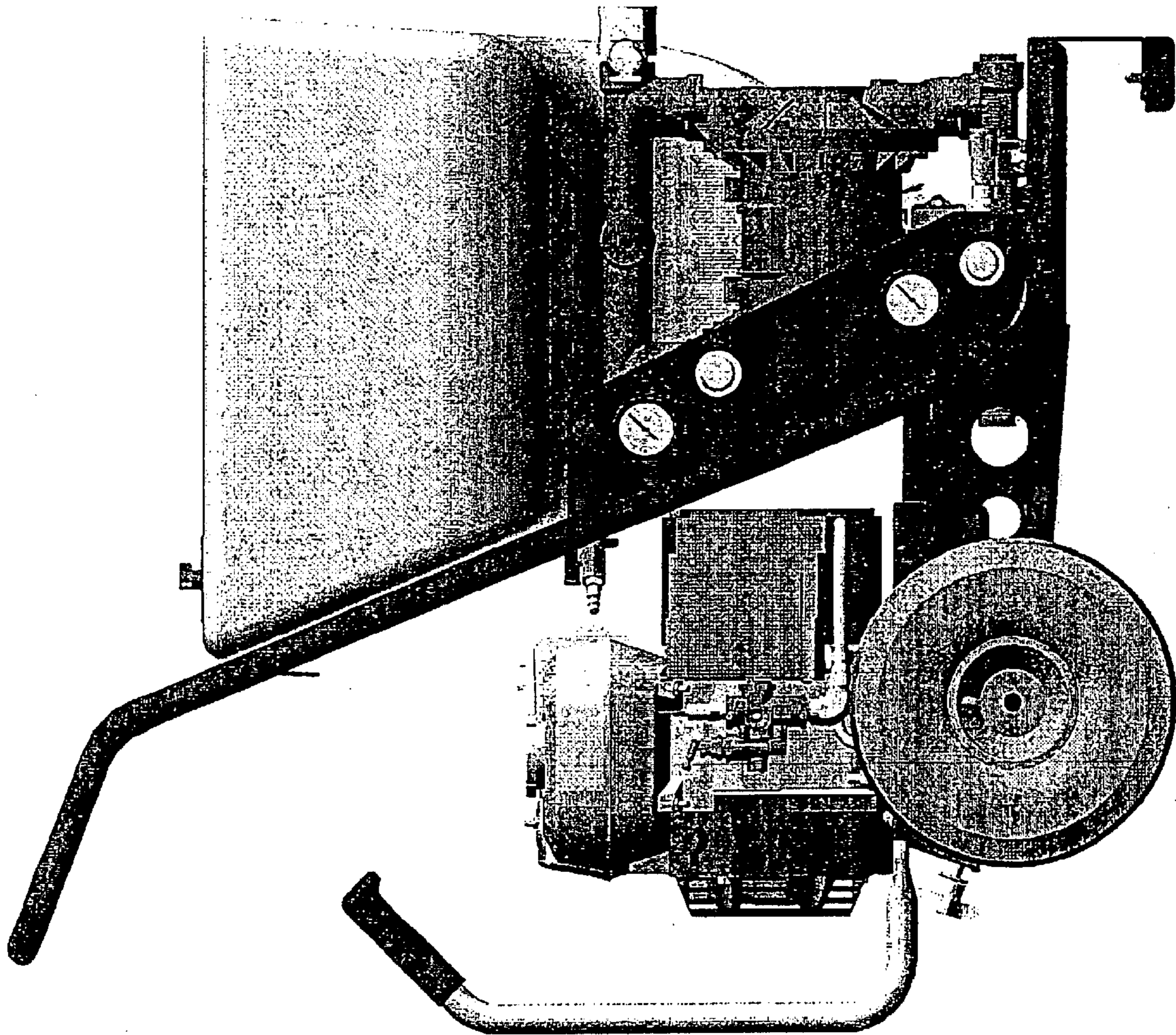


Figure 4




Figure 5




Figure 6

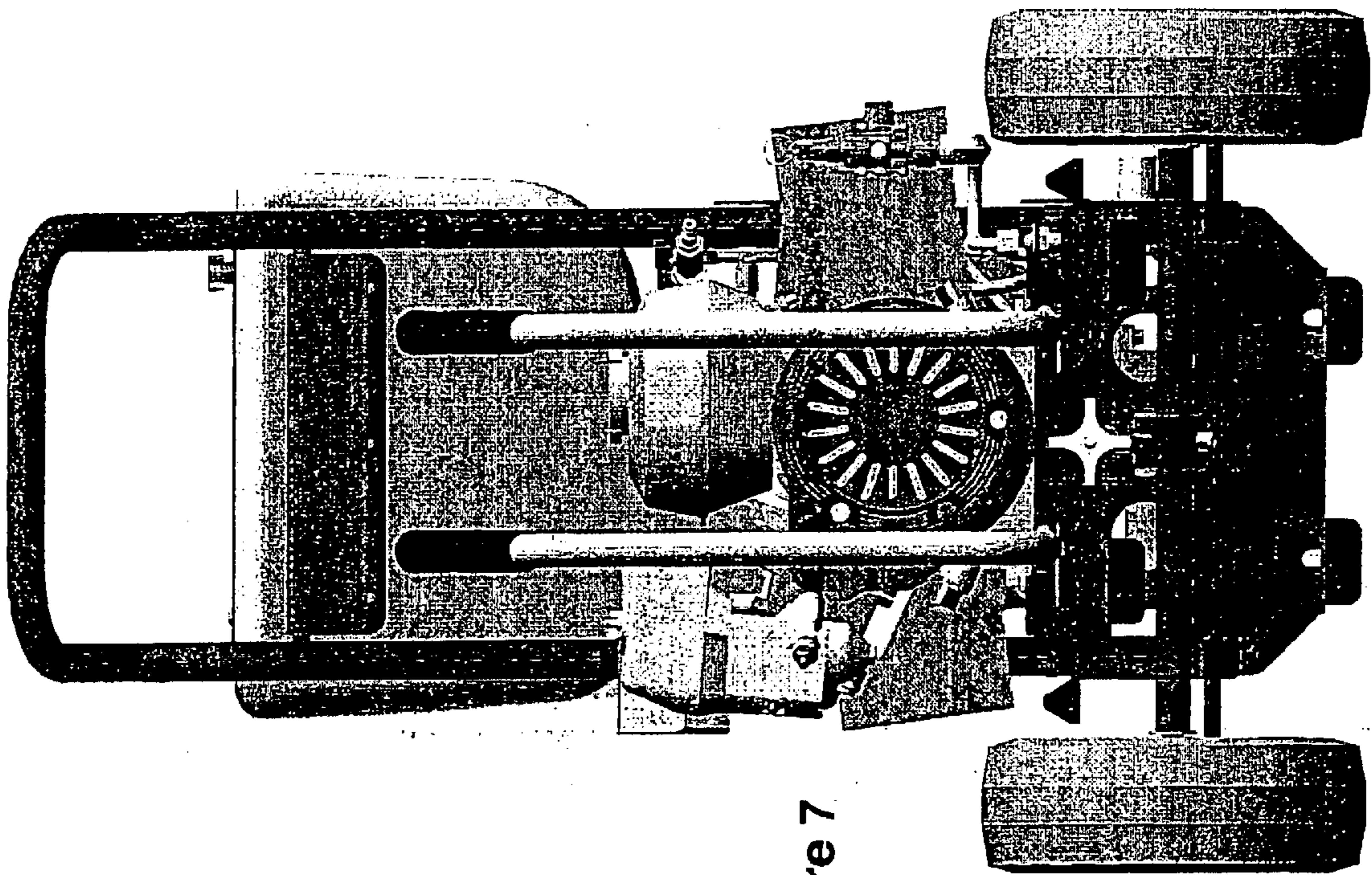


Figure 7