

US00D502526S

(12) **United States Design Patent** (10) **Patent No.:** **US D502,526 S**
Rae (45) **Date of Patent:** **** Mar. 1, 2005**

(54) **KNIFE**
(75) **Inventor:** **Kit Rae, Kodak, TN (US)**
(73) **Assignee:** **United Cutlery, Sevierville, TN (US)**
(**) **Term:** **14 Years**
(21) **Appl. No.:** **29/173,812**
(22) **Filed:** **Jan. 7, 2003**
(51) **LOC (7) Cl.** **22-02**
(52) **U.S. Cl.** **D22/118**
(58) **Field of Search** **D22/118, 117,**
D22/120, 199; D8/98, 95, 96, 89, 99; 30/294,
314, 320, 340, 294.4, 298, 297, 251

5,359,778 A * 11/1994 Seber et al. 30/294
D360,013 S 7/1995 Collins D22/118
D360,241 S 7/1995 Choi D22/118
D361,104 S 8/1995 Choi D22/118
5,440,814 A 8/1995 Hall et al. 30/294
D362,485 S 9/1995 Hall D22/118
D363,109 S 10/1995 Hall D22/118
D371,060 S 6/1996 Lai D22/118
D371,592 S 7/1996 Hall et al. D22/118
D375,779 S 11/1996 Hibben D22/118
D378,982 S 4/1997 Thompson D22/118

(List continued on next page.)

OTHER PUBLICATIONS

U.S. Calvary Knives, 1994, p. 111, Catalog.
The Noble Collection, Winter 1997/1998, Historic Daggers,
No page listed, Catalog.
United Cutlery Brands, Catalog # 42, 2002, pp. 7, 19, 21, 29,
30, 33-35, 39-45 and 51-60.
Museum Replicas Limited, Horned Skull Sword, p. 65,
(1994).
Agincourt, Iberia Sword, Item B, Cutlery Shoppe, p. 38
(1993).
United Cutlery, Double Shadow Fantasy Dagger, p. 16,
(1991).

Primary Examiner—Catherine R. Oliver
(74) *Attorney, Agent, or Firm*—Needle & Rosenberg, PC.

(56) **References Cited**

U.S. PATENT DOCUMENTS

D137,451 S 3/1944 Harstad D22/118
D138,570 S 8/1944 Huff D22/118
D156,070 S 11/1949 Brooks D22/118
D170,824 S 11/1953 Kundikoff D22/118
D221,335 S 8/1971 Clayton D22/118
3,605,268 A 9/1971 Cassell, Sr. 30/294
D222,934 S 2/1972 Cole D22/118
D222,935 S 2/1972 Cole D22/118
D222,937 S 2/1972 Cole D22/118
D222,938 S 2/1972 Cole D22/118
D225,527 S 12/1972 Cole D22/118
4,283,854 A 8/1981 Austin 30/314
D275,360 S 9/1984 Child D7/151
4,608,757 A 9/1986 Eckerle 30/294
D299,375 S 1/1989 Pipes D22/118
D302,455 S 7/1989 Hibben D22/118
4,885,818 A 12/1989 Arterbury 30/294
D319,280 S 8/1991 Crain D22/118
D323,694 S 2/1992 Pipes D22/118
D325,616 S 4/1992 Kolombatovich D22/118
D330,064 S 10/1992 Medina D22/118
D330,405 S 10/1992 Luchak D22/118
D333,173 S 2/1993 Pipes D22/118
D336,126 S 6/1993 Luchak D22/118
D348,599 S 7/1994 Sakai D22/118
D348,818 S 7/1994 Hasegawa D22/118
D351,210 S 10/1994 Koskinen D22/118

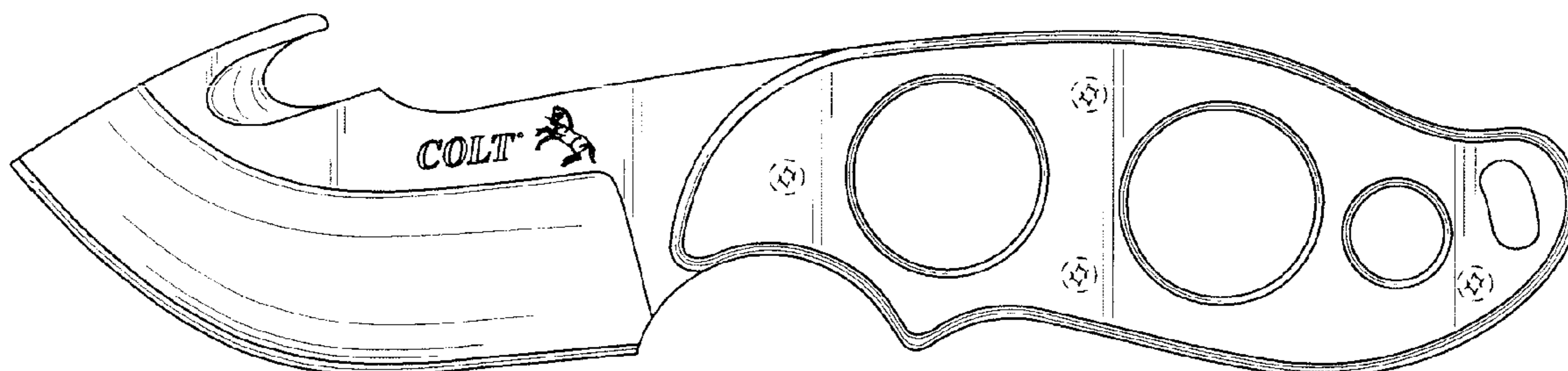
(57) **CLAIM**

The ornamental design for a knife, as shown and described.

DESCRIPTION

FIG. 1 is a left side elevational view of the design of the present invention for a knife, of which the right side is a mirror image thereof;
FIG. 2 is a front elevational view of the knife of FIG. 1;
FIG. 3 is a rear elevational view of the knife of FIG. 1;
FIG. 4 is a top plan view of the knife of FIG. 1; and,
FIG. 5 is a bottom plan view of the knife of FIG. 1.
The broken lines shown are for illustrative purposes only and form no part of the claimed design.

1 Claim, 3 Drawing Sheets



US D502,526 S

Page 2

U.S. PATENT DOCUMENTS

D379,211 S	5/1997	Thompson	D22/118	D473,615 S	4/2003	Rae	D22/118
D379,488 S	5/1997	Hibben	D22/118	D473,616 S	4/2003	Rae	D22/118
D380,520 S	7/1997	Hibben	D22/118	D473,617 S	4/2003	Rae	D22/118
D381,060 S	7/1997	Moran	D22/118	D473,618 S	4/2003	Rae	D22/118
D382,187 S	8/1997	Hibben	D22/118	D473,619 S	4/2003	Rae	D22/118
D383,519 S	9/1997	Lainhart	D22/118	D473,620 S	4/2003	Rae	D22/118
D388,150 S	12/1997	Glesser	D22/118	D473,621 S	4/2003	Rae	D22/118
D392,016 S	3/1998	Balolia	D22/118	D473,622 S	4/2003	Rae	D22/118
D398,211 S	9/1998	Howard	D22/118	D473,623 S	4/2003	Rae	D22/118
D406,308 S	3/1999	Hibben	D22/118	D473,624 S	4/2003	Rae	D22/118
D409,269 S	5/1999	Carson et al.	D22/118	D473,625 S	4/2003	Rae	D22/118
D409,270 S	5/1999	Balolia	D22/118	D473,626 S	4/2003	Rae	D22/118
D430,258 S	8/2000	Hall et al.	D22/118	D473,627 S	4/2003	Rae	D22/118
D430,917 S	9/2000	Hall et al.	D22/118	D473,911 S	4/2003	Green	D22/118
D434,466 S	11/2000	Hall et al.	D22/118	D473,912 S	4/2003	Rae	D22/118
D446,571 S	8/2001	Frazer	D22/118	D473,913 S	4/2003	Hall	D22/118
D448,828 S	10/2001	Karnezis	D22/118	D473,914 S	4/2003	Rae	D22/118
D451,571 S	12/2001	Barker, II	D22/118	D473,915 S	4/2003	Hall	D22/118
D451,572 S	12/2001	Barker, II	D22/118	D473,916 S	4/2003	Rae	D22/118
D452,546 S	12/2001	Barker, II	D22/118	D473,917 S	4/2003	Carter, III	D22/118
D452,547 S	12/2001	Barker, II	D22/118	D473,918 S	4/2003	Rae	D22/118
D452,895 S	1/2002	Rae et al.	D22/118	D473,919 S	4/2003	Rae	D22/118
D454,611 S	3/2002	Veltz et al.	D22/118	D473,920 S	4/2003	Rae	D22/118
D461,217 S	8/2002	Hall et al.	D22/118	D473,921 S	4/2003	Rae	D22/118
D461,868 S	8/2002	Hall et al.	D22/118	D473,922 S	4/2003	Rae	D22/118
D464,551 S	10/2002	Glesser	D8/98	D473,923 S	4/2003	Rae	D22/118
D473,609 S	4/2003	Rae	D22/118	D473,924 S	4/2003	Rae	D22/118
D473,610 S	4/2003	Rae	D22/118	D474,828 S	5/2003	Rae	D22/118
D473,611 S	4/2003	Rae	D22/118	D474,829 S	5/2003	Rae	D22/118
D473,612 S	4/2003	Rae	D22/118	D475,114 S	5/2003	Rae et al.	D22/118
D473,613 S	4/2003	Rae	D22/118	D475,431 S	6/2003	Rae	D22/118
D473,614 S	4/2003	Rae	D22/118					

* cited by examiner

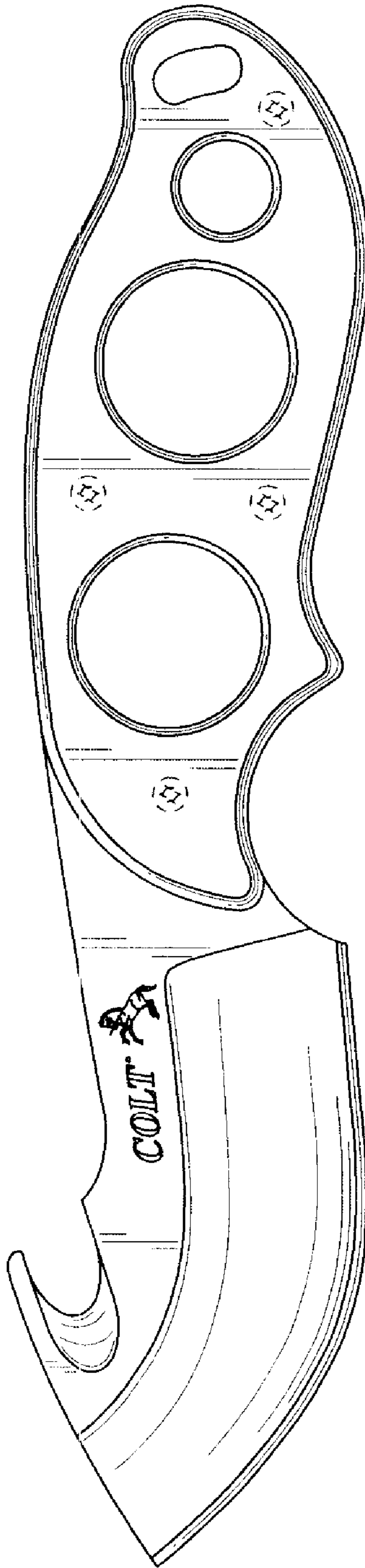


FIG. 1




FIG. 2




FIG. 3

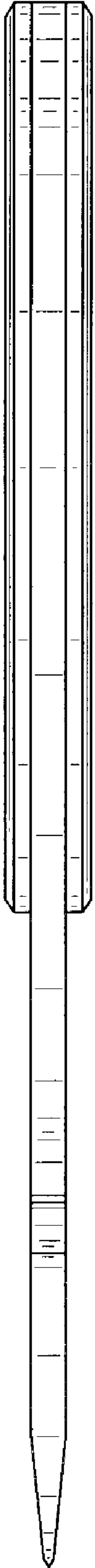


FIG. 4



FIG. 5