

US00D502517S

(12) **United States Design Patent**
Severa et al.

(10) **Patent No.:** **US D502,517 S**
(45) **Date of Patent:** **** Mar. 1, 2005**

(54) **HEAD PORTION OF A SPORTS RACQUET**

(75) Inventors: **William D. Severa**, Darien, IL (US);
Brian D. Dillman, Glen Ellyn, IL (US);
Saud Khazal, Milwaukee, WI (US);
David E. Barnard, St. Paul, MN (US);
Richard A. Nelipovich, Pontiac, MI
(US); **Garrick D. S. Smith**, Madison,
WI (US); **Ami M. Verhalen**, Sun
Prairie, WI (US)

(73) Assignee: **Wilson Sporting Goods Co.**, Chicago,
IL (US)

(**) Term: **14 Years**

(21) Appl. No.: **29/203,460**

(22) Filed: **Apr. 14, 2004**

(51) **LOC (7) Cl.** **21-02**

(52) **U.S. Cl.** **D21/729**

(58) **Field of Search** D21/729-732;
473/524-557

(56) **References Cited**

U.S. PATENT DOCUMENTS

D241,560 S	9/1976	Portz	D34/5 ST
D246,474 S	* 11/1977	Segal et al.	D21/730
D247,189 S	2/1978	Charpentier	D34/5 ST
D253,418 S	11/1979	Cosmos	D34/5 ST
D257,483 S	11/1980	Drake	D21/212
D257,484 S	11/1980	Drake	D21/212
4,744,562 A	* 5/1988	Awano	473/539

D299,672 S	*	1/1989	Bosworth, Jr.	D21/730
4,836,543 A	*	6/1989	Holzer	473/536
5,014,987 A	*	5/1991	Soong	473/537
D330,925 S		11/1992	Janes	D21/212
D351,206 S		10/1994	Galarde	D21/226
5,423,533 A	*	6/1995	Hsu	473/524
5,467,982 A		11/1995	Tseng	273/73 C
6,050,909 A	*	4/2000	Severa et al.	473/524
D469,487 S		1/2003	Severa et al.	D21/729
D469,488 S		1/2003	Severa et al.	D21/729

* cited by examiner

Primary Examiner—Mitchell Siegel

(74) *Attorney, Agent, or Firm*—Terence P. O'Brien

(57) **CLAIM**

We claim the ornamental design for a head portion of a sports racquet, as shown and described.

DESCRIPTION

FIG. 1 is a front view of a head portion of a sports racquet of the present invention.

FIG. 2 is a front perspective view of the head portion of the sports racquet shown in FIG. 1.

FIG. 3 is a side perspective view of the head portion shown in FIG. 1.

FIG. 4 is a side view of the head portion shown in FIG. 1; and,

FIG. 5 is a cross-section view of a region of the head portion of the sports racquet taken along line 5—5 of FIG. 4.

The broken line showing is for illustrative purposes only and forms no part of the claimed design.

1 Claim, 4 Drawing Sheets

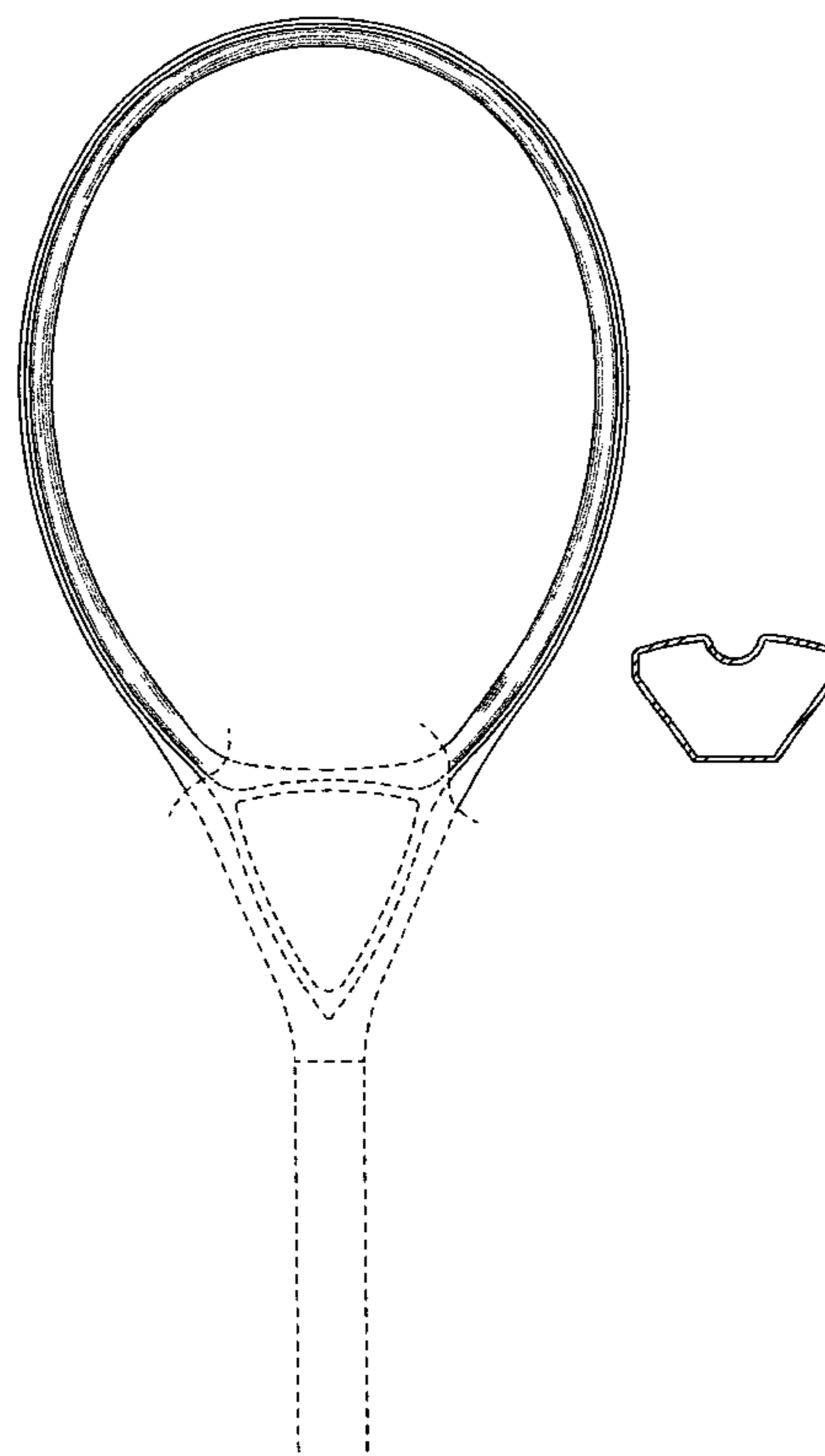
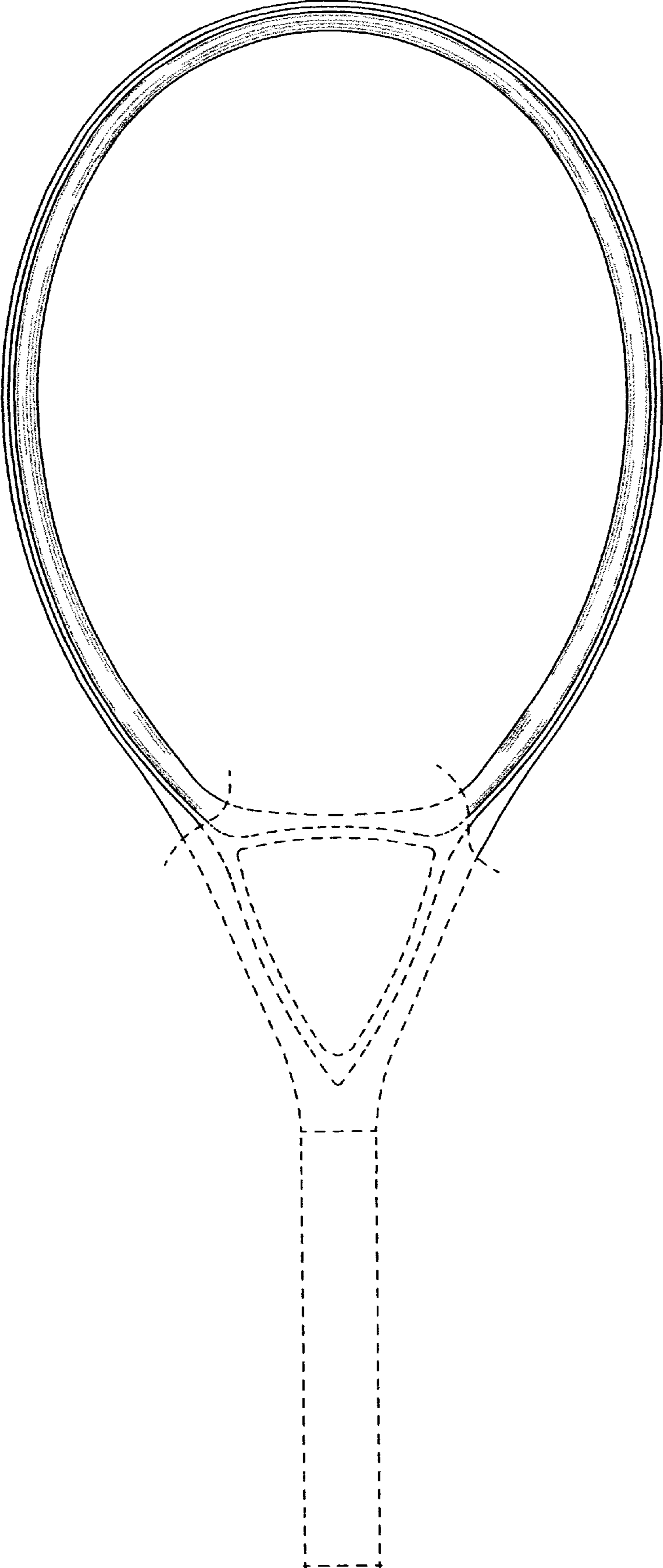


FIG.1



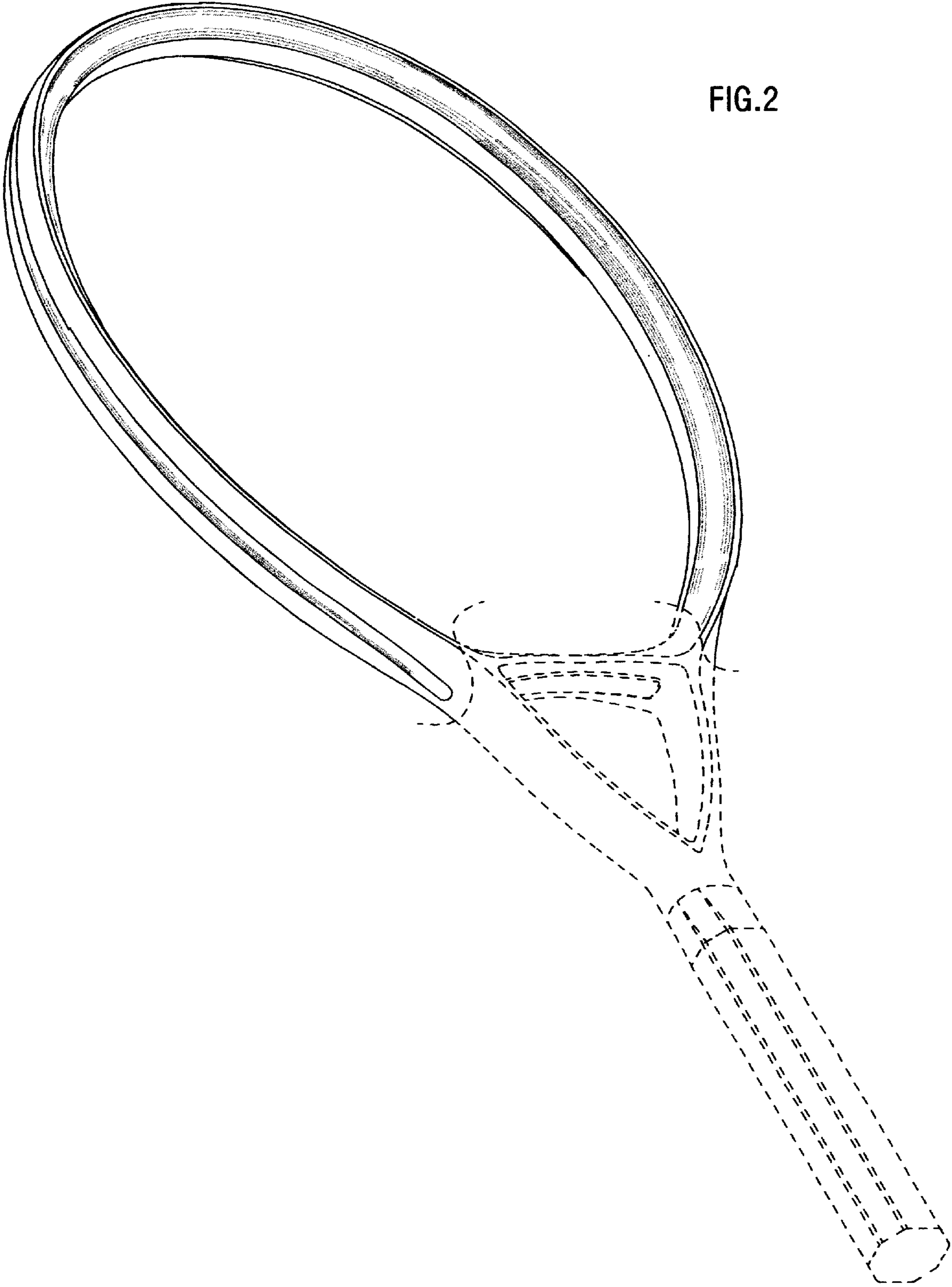


FIG. 2

FIG.3

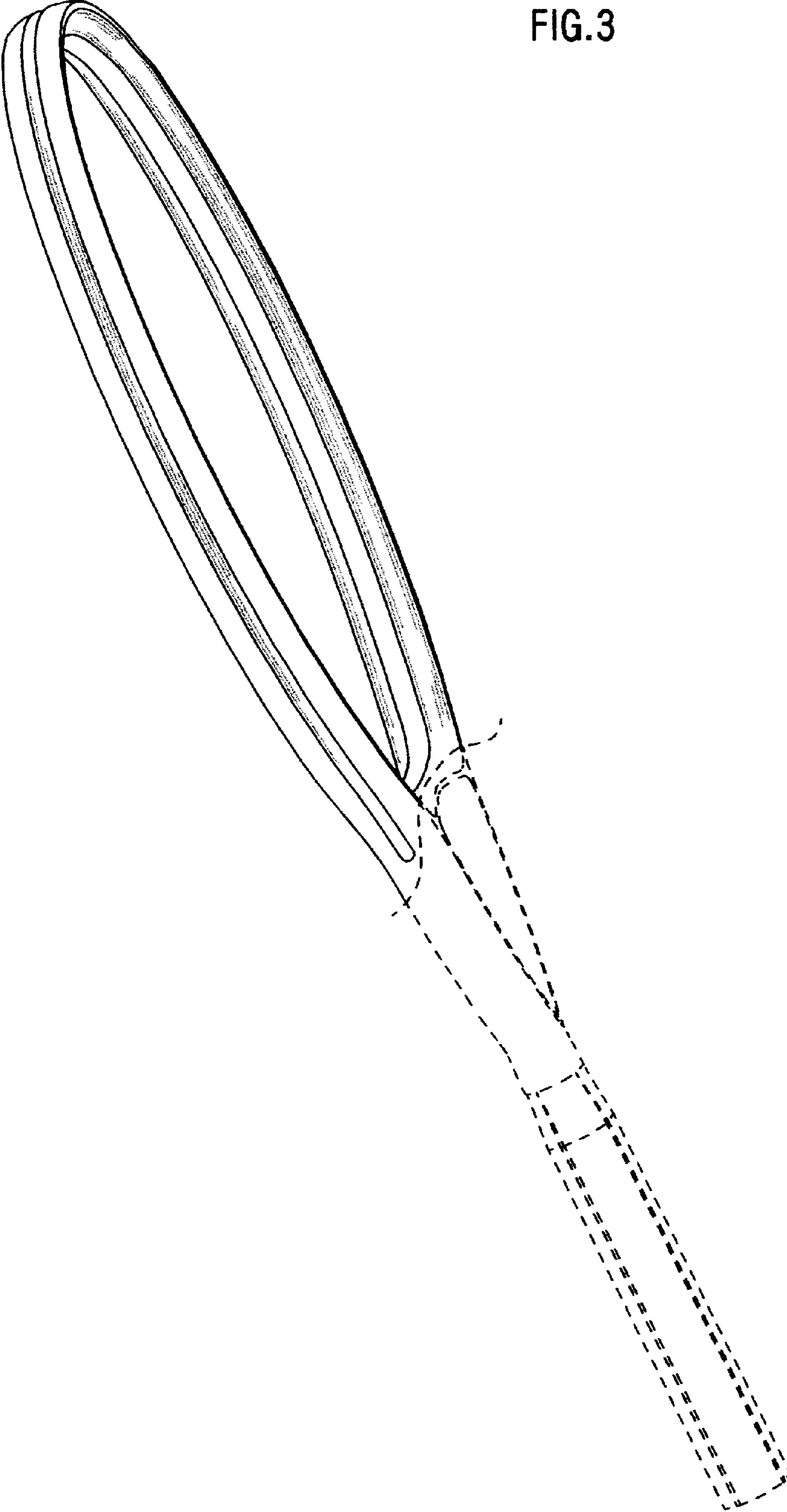


FIG.4

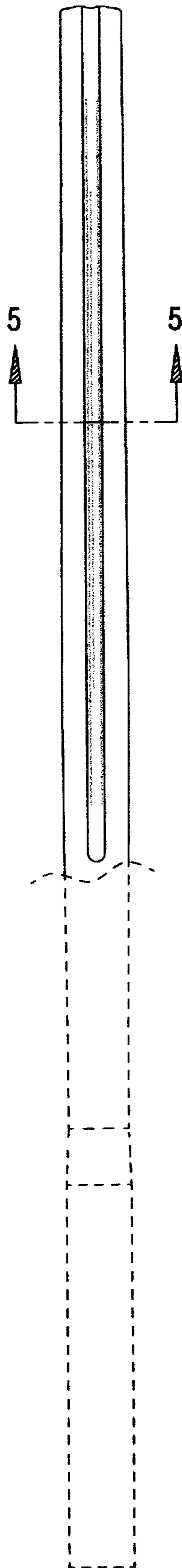


FIG.5

