

US00D502514S

(12) **United States Design Patent**  
**Buchanan et al.**

(10) **Patent No.:** **US D502,514 S**  
(45) **Date of Patent:** **\*\* Mar. 1, 2005**

(54) **WEIGHT**  
(75) Inventors: **Matthew Buchanan**, Olney, IL (US);  
**James R. Allshouse**, Newburgh, IN (US)  
(73) Assignee: **Indian Industries, Inc.**, Evansville, IN (US)  
(\*\*) Term: **14 Years**

D434,090 S	11/2000	Wallace et al.	.....	D21/680	
D444,516 S	*	7/2001	Pearson et al.	.....	D21/681
D445,154 S		7/2001	Lincar	.....	D21/680
D446,265 S		8/2001	Lincar	.....	D21/680
D446,559 S		8/2001	Lincar	.....	D21/681
D448,055 S		9/2001	Lien et al.	.....	D21/681
6,436,015 B1		8/2002	Frasco et al.	.....	482/106
D463,001 S		9/2002	Buchanan	.....	D21/680

\* cited by examiner

*Primary Examiner*—Philip S. Hyder  
(74) *Attorney, Agent, or Firm*—Woodard Emhardt.  
Moriarty, McNett & Henry LLP

(21) Appl. No.: **29/181,177**  
(22) Filed: **May 6, 2003**

(57) **CLAIM**

(51) **LOC (7) Cl.** ..... **21-02**  
(52) **U.S. Cl.** ..... **D21/680; D21/681**  
(58) **Field of Search** ..... D21/662, 679,  
D21/680, 681, 682, 683, 684; 482/105,  
106, 107, 108, 109

The ornamental design for a weight, as shown and described.

**DESCRIPTION**

(56) **References Cited**

**U.S. PATENT DOCUMENTS**

4,361,324 A	*	11/1982	Baroi	.....	482/108
D297,751 S	*	9/1988	Brown	.....	D21/681
5,137,502 A		8/1992	Anastasi	.....	482/106
D354,322 S		1/1995	Vodhanel, Jr	.....	D21/680
D409,695 S		5/1999	Rojas et al.	.....	D21/680
D421,076 S		2/2000	Lincir	.....	D21/681
D424,140 S		5/2000	Lincir	.....	D21/680
D433,720 S		11/2000	Rojas et al.	.....	D21/681
D433,721 S		11/2000	Rojas et al.	.....	D21/681

FIG. 1 is a perspective view of a weight showing our new design, wherein the broken line showing portions of FIG. 1 are for illustrative purposes only and form no part of the claimed design.

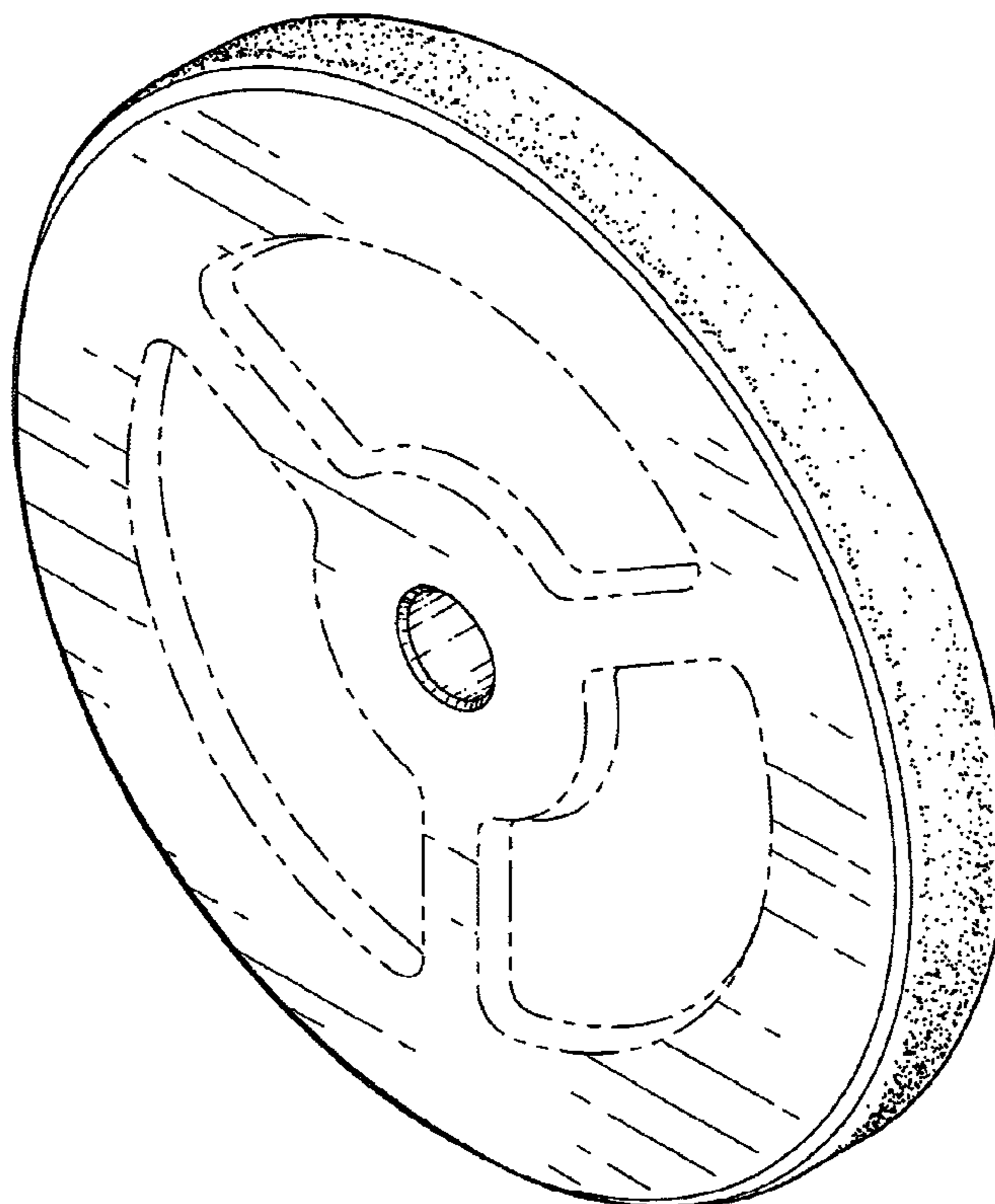
FIG. 2 is a view in front elevation of the weight shown in FIG. 1, the opposite side being a mirror image.

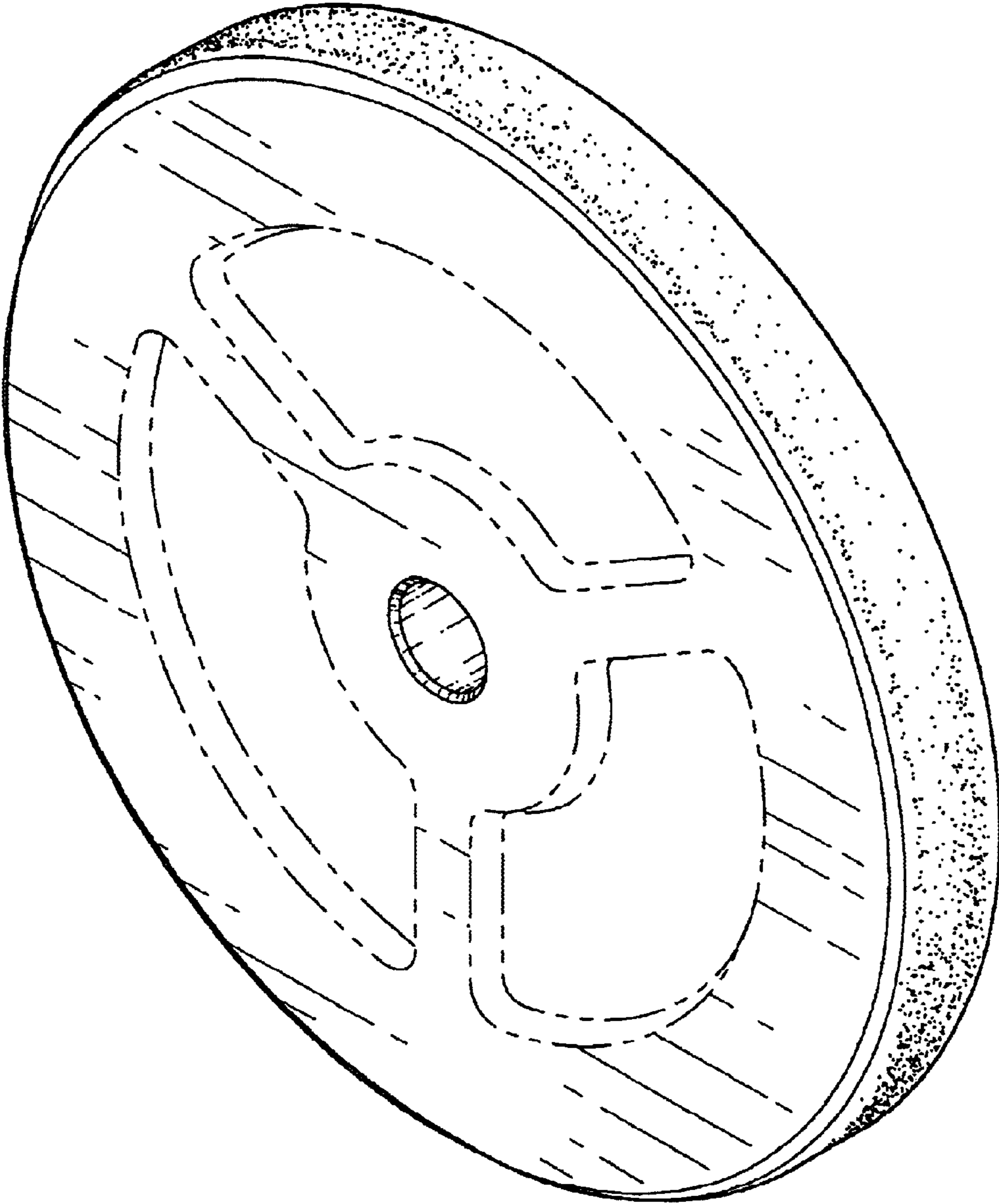
FIG. 3 is a sectional view taken along the line 3—3 of FIG. 2; and,

FIG. 4 is an end-on view thereof.

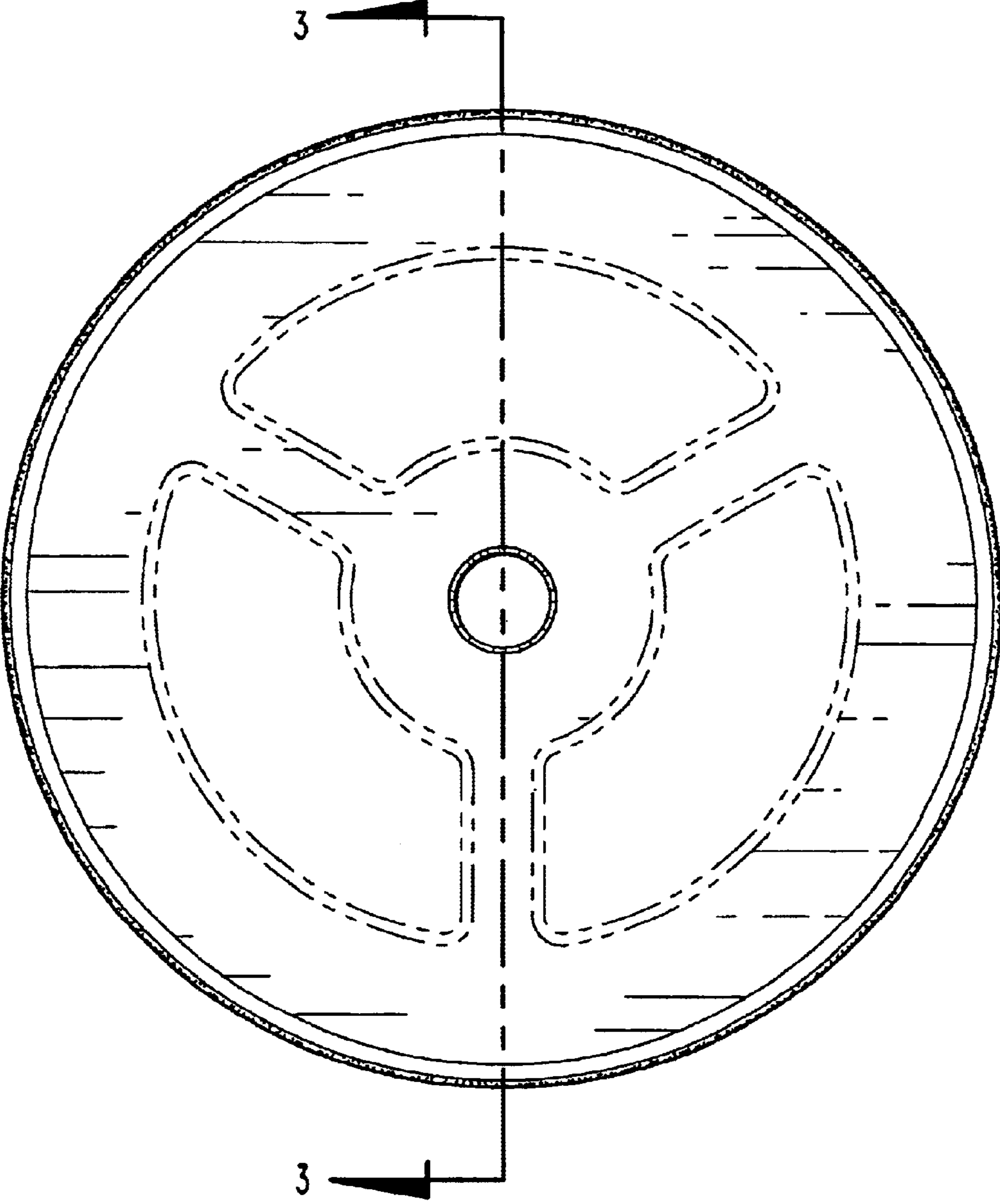
The weight is encircled by an annular band of a resilient material of a color different from the body of the weight.

**1 Claim, 3 Drawing Sheets**

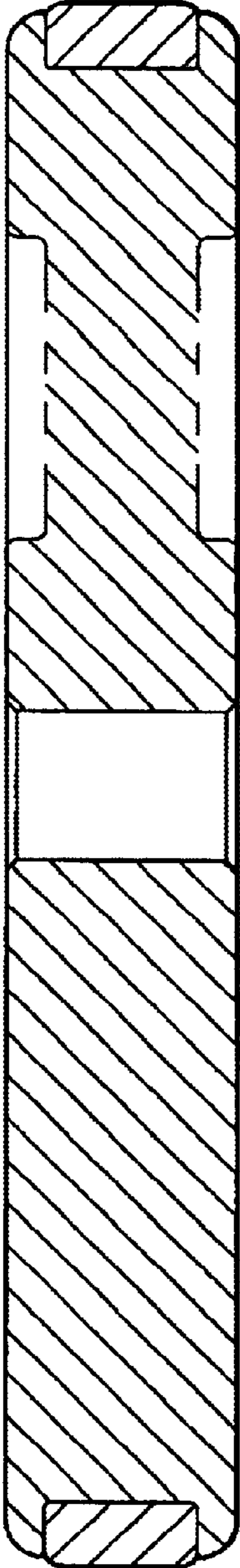





**Fig. 1**



**Fig. 2**



**Fig. 3**



**Fig. 4**