

US00D502497S

(12) **United States Design Patent**
Tien

(10) **Patent No.: US D502,497 S**
(45) **Date of Patent: ** Mar. 1, 2005**

(54) **CARABINER WITH CALCULATOR**

(75) Inventor: **Kuang-Hsia Tien**, Pasadena, CA (US)

(73) Assignee: **Sweda Company, LLC**, Monrovia, CA (US)

(**) Term: **14 Years**

(21) Appl. No.: **29/196,079**

(22) Filed: **Dec. 23, 2003**

(51) **LOC (7) Cl. 18-01**

(52) **U.S. Cl. D18/7; D8/356; D18/2**

(58) **Field of Search D18/1, 2, 6, 7, D18/10, 11; D3/208; D8/34, 356, 367; D10/2, 31, 57, 104; D14/138, 156, 163, 192, 195, 196, 198; D26/37, 38; 24/599.1; 235/419-434, 61 R-60.22; 364/706-710; 455/550.1**

(56) **References Cited**

U.S. PATENT DOCUMENTS

D177,346 S	*	4/1956	Norris	D14/192
D237,009 S	*	9/1975	Izuhara	D14/198
D306,588 S	*	3/1990	Kashiwagi	D14/163
D362,398 S	*	9/1995	Gebhardt	D10/57
D406,779 S	*	3/1999	Pinardi et al.	D10/104
D432,027 S	*	10/2000	Fox et al.	D10/31
D436,094 S	*	1/2001	Yamada	D14/195
D443,370 S	*	6/2001	Yu	D26/37

D444,454 S	*	7/2001	Hanna et al.	D14/138
D459,338 S	*	6/2002	Sterzick	D14/196
D466,147 S	*	11/2002	Chan	D18/7
D469,023 S	*	1/2003	Mah	D10/2
D476,304 S	*	6/2003	Fox et al.	D14/156
D476,766 S	*	7/2003	Halasz	D26/38
D478,011 S	*	8/2003	Cooper	D10/31
D479,221 S	*	9/2003	Wong	D14/192
6,625,469 B1	*	9/2003	Hwang et al.	455/550.1
D488,830 S	*	4/2004	Joachim	D18/7

* cited by examiner

Primary Examiner—Caron D. Veynar

(74) *Attorney, Agent, or Firm*—Burns, Doane, Swecker & Mathis, L.L.P.

(57) **CLAIM**

The ornamental design for a “carabiner with calculator”, as shown and described.

DESCRIPTION

FIG. 1 is a front view of a “carabiner with calculator” showing my design;

FIG. 2 is a rear side view thereof;

FIG. 3 is a right side view thereof;

FIG. 4 is a left side view thereof;

FIG. 5 is a top plan view thereof;

FIG. 6 is a bottom view thereof;

FIG. 7 is a perspective view thereof; and,

FIG. 8 is a front view in an alternate position.

1 Claim, 4 Drawing Sheets



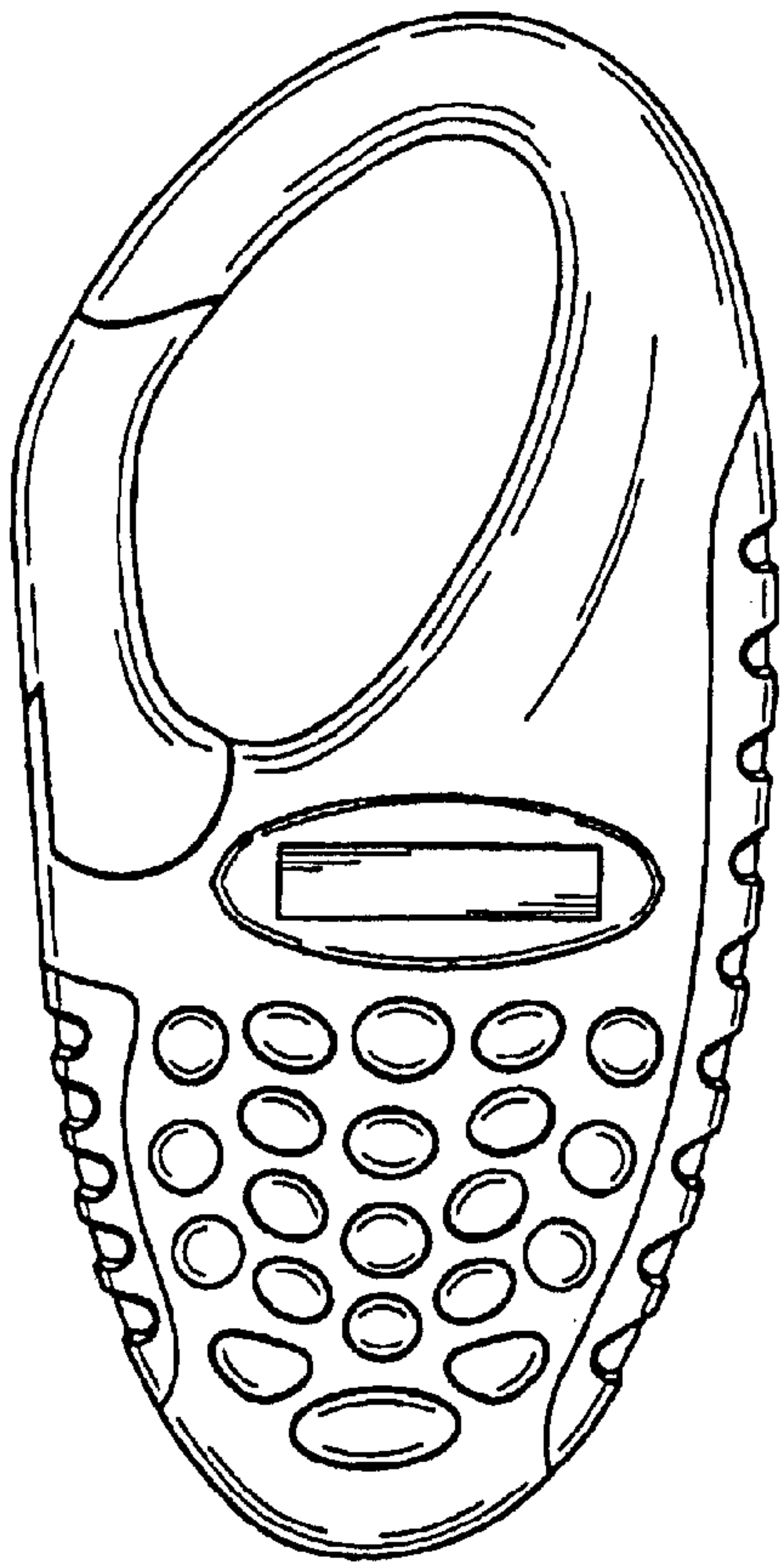


Fig. 1

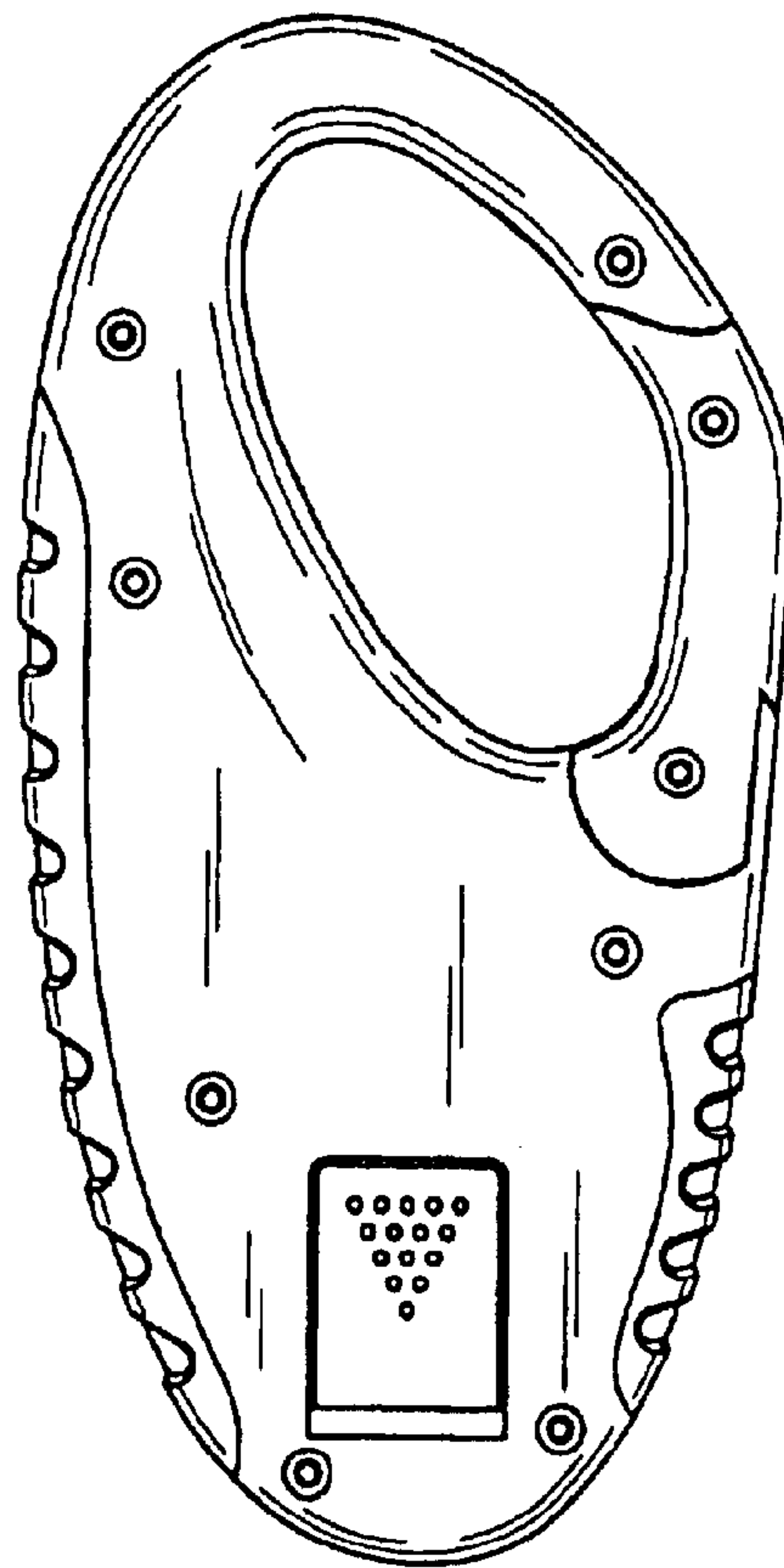


Fig. 2

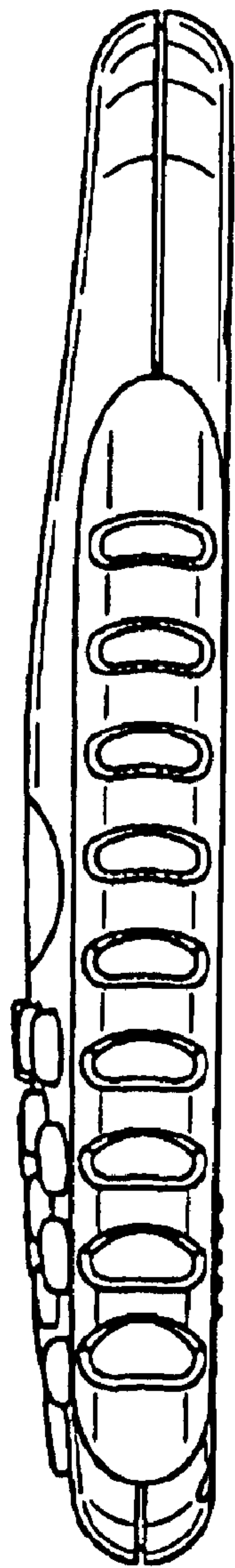


Fig. 3




Fig. 4

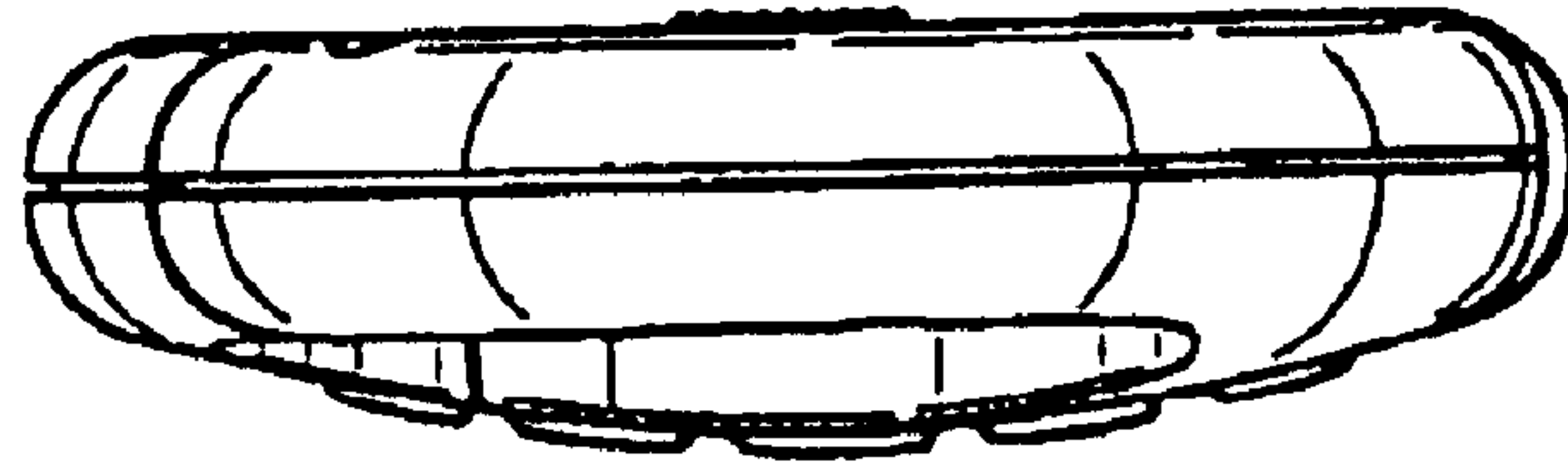


Fig. 5



Fig. 6

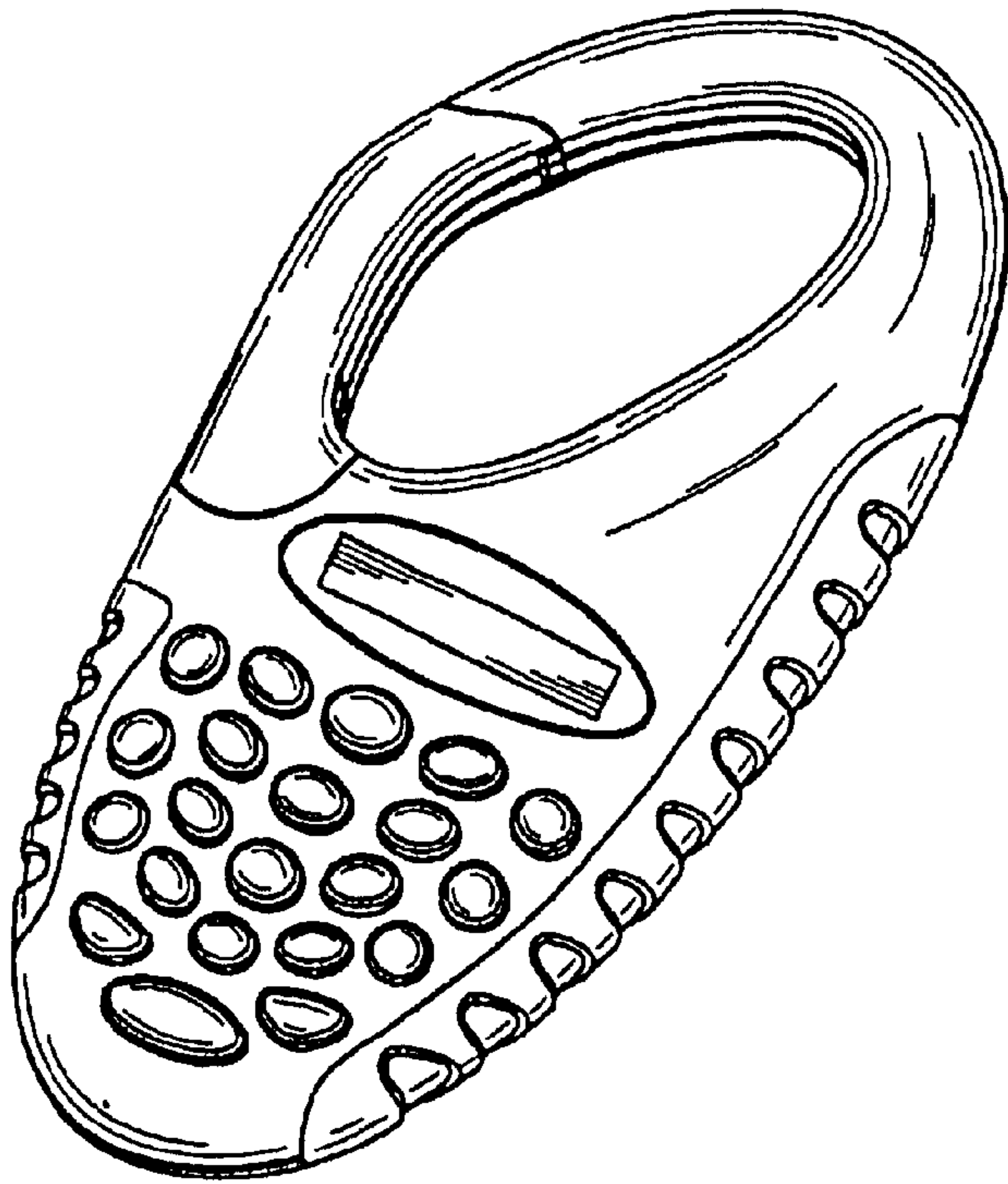


Fig. 7

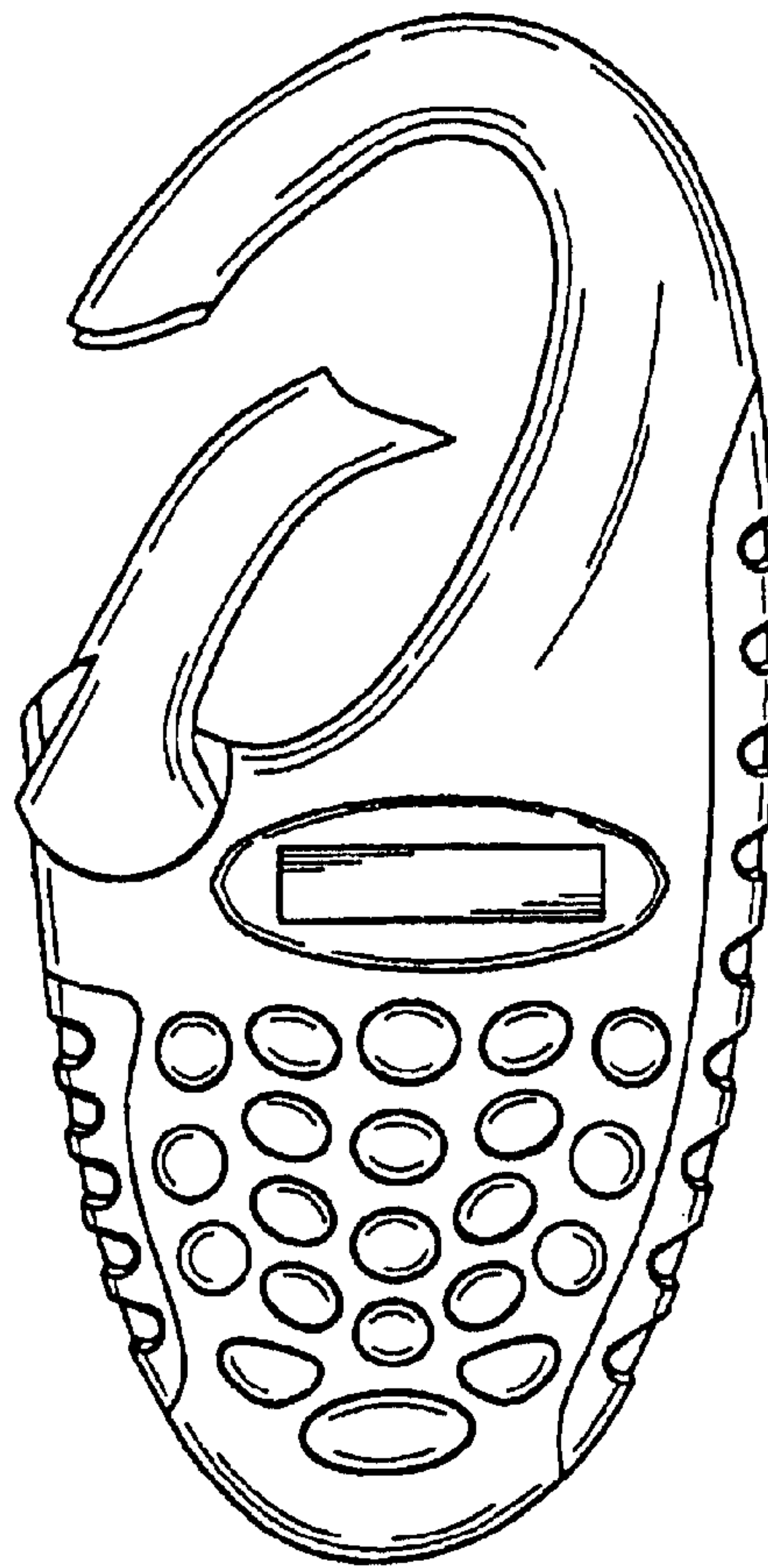


Fig. 8