

US00D502468S

(12) **United States Design Patent**
Knight et al.

(10) **Patent No.: US D502,468 S**
(45) **Date of Patent: ** Mar. 1, 2005**

(54) **GAME CONTROLLER**

(75) Inventors: **Jonathan Arnold Manley Knight**,
London (GB); **David Grant Miller**,
Sussex (GB); **Nicholas James**,
Wallington (GB); **Benjamin Johnathan
Freeman**, Herley on Thames (GB)

5,501,458 A * 3/1996 Mallory 273/148 B
5,759,100 A * 6/1998 Nakanishi 463/37
6,227,966 B1 * 5/2001 Yokoi 463/1
D469,475 S * 1/2003 Nishide D21/329
D478,590 S * 8/2003 Hussaini et al. D14/401
6,743,100 B1 * 6/2004 Neiser 463/37

* cited by examiner

(73) Assignee: **British Sky Broadcasting Ltd.**,
Middlesex (GB)

(**) Term: **14 Years**

Primary Examiner—Prabhakar Deshmukh
(74) *Attorney, Agent, or Firm*—Rothwell Figg Ernst &
Manbeck

(21) Appl. No.: **29/175,179**

(22) Filed: **Jan. 31, 2003**

(57) **CLAIM**

The ornamental design for a game controller, as shown and
described.

(30) **Foreign Application Priority Data**

Jul. 31, 2002 (GB) 3005827
Jul. 31, 2002 (GB) 3005828
Jul. 31, 2002 (GB) 3005829

DESCRIPTION

(51) **LOC (7) Cl.** **14-02**

(52) **U.S. Cl.** **D14/400**

(58) **Field of Search** D14/412–416,
D14/400, 401; D21/324, 333; 273/148 B;
461/1, 37, 38, 40–47; 345/156–161, 905

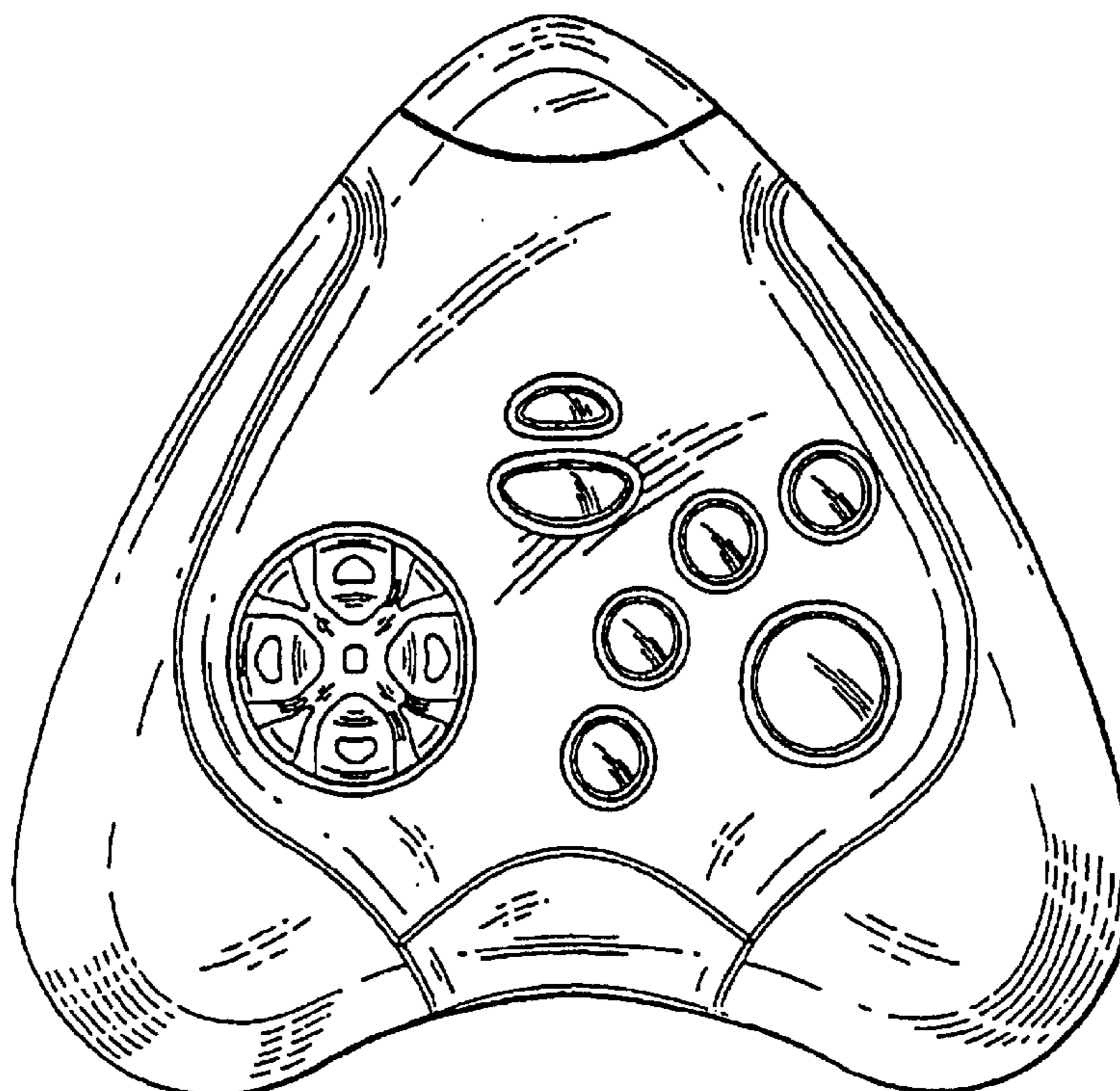
FIG. 1 is a top plan view of the game controller of our new
design;
FIG. 2 is an underside plan view thereof;
FIG. 3 is a front elevational view thereof;
FIG. 4 is a rear elevational view thereof; and,
FIG. 5 is a right side elevational view thereof.

(56) **References Cited**

U.S. PATENT DOCUMENTS

D349,300 S * 8/1994 Lau D19/62

1 Claim, 5 Drawing Sheets



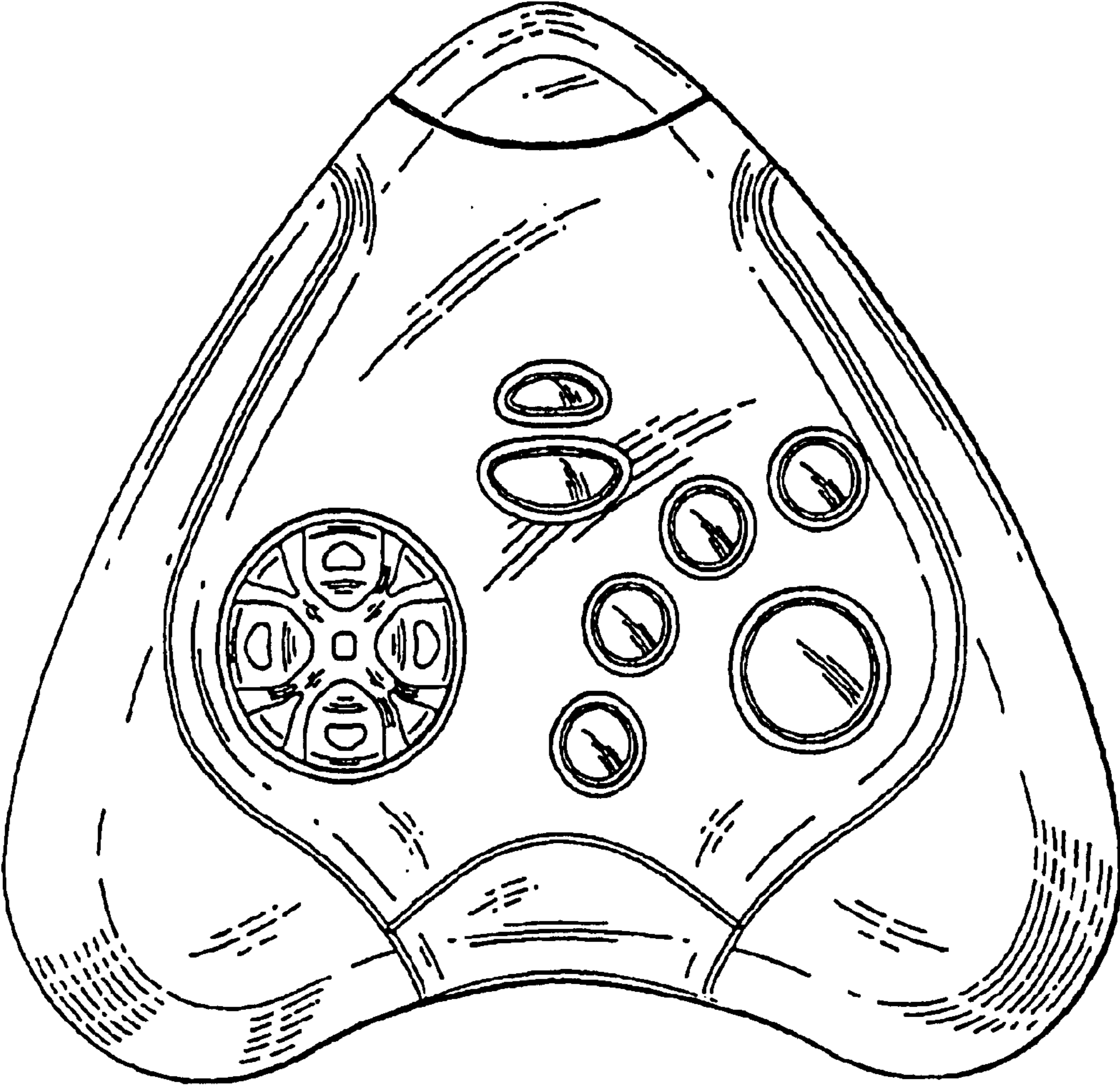


FIG. 1

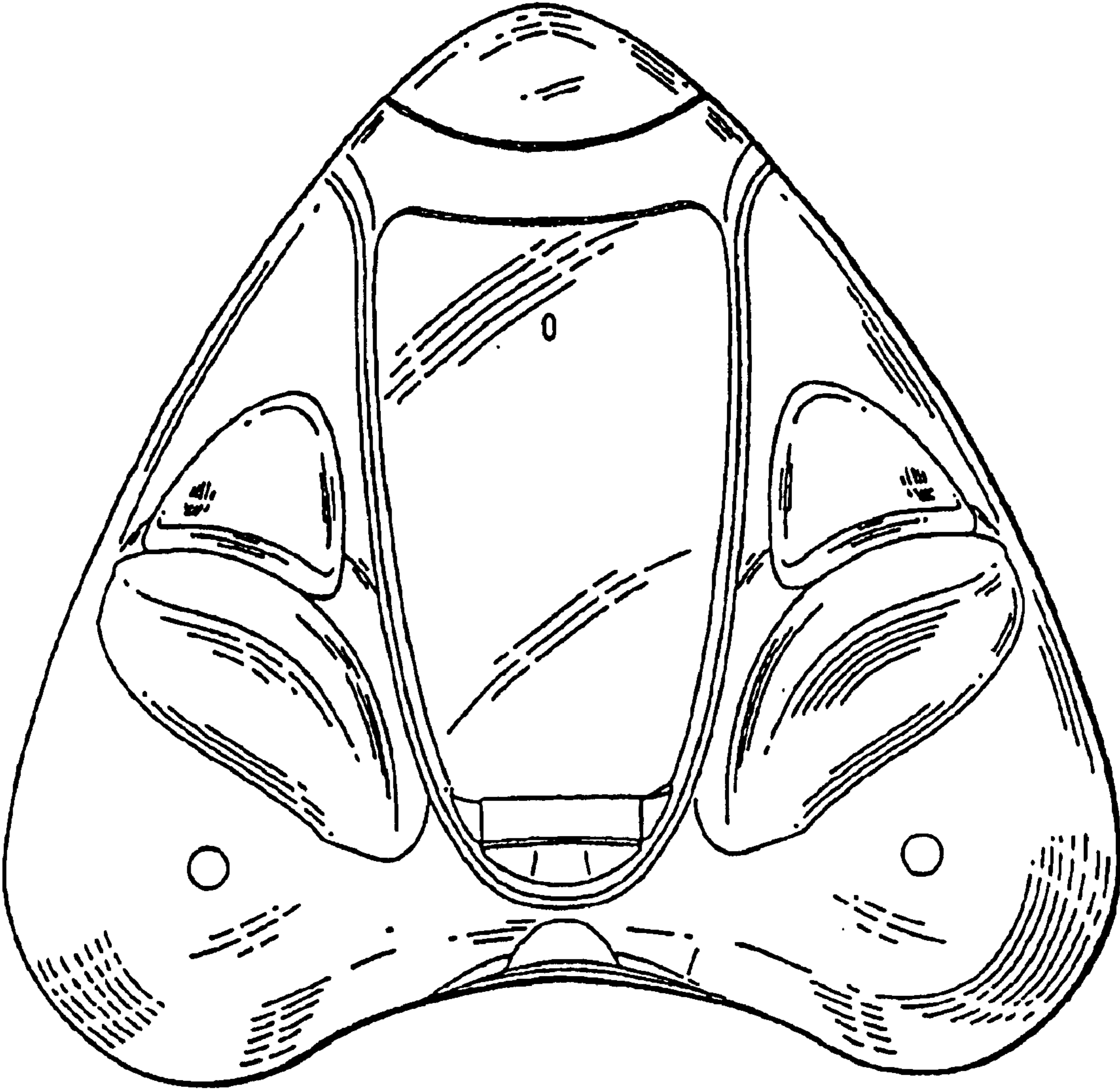


FIG. 2

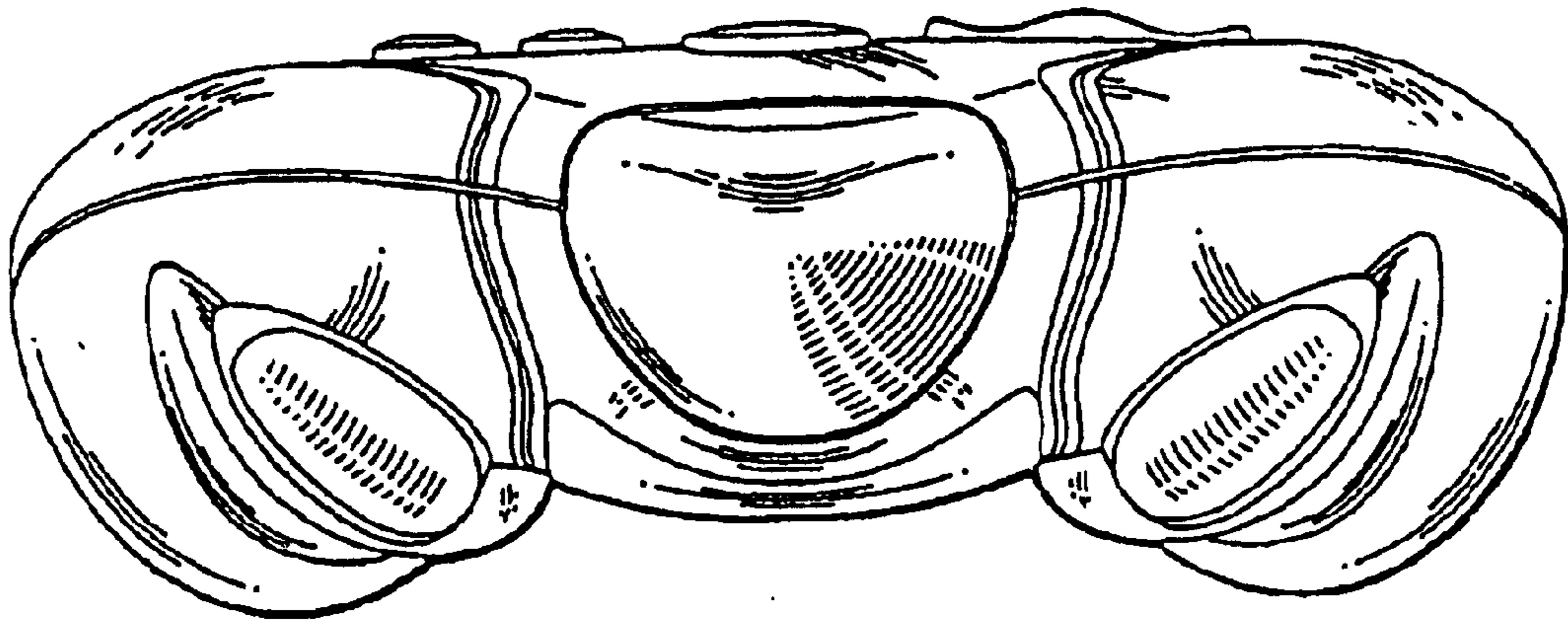


FIG. 3

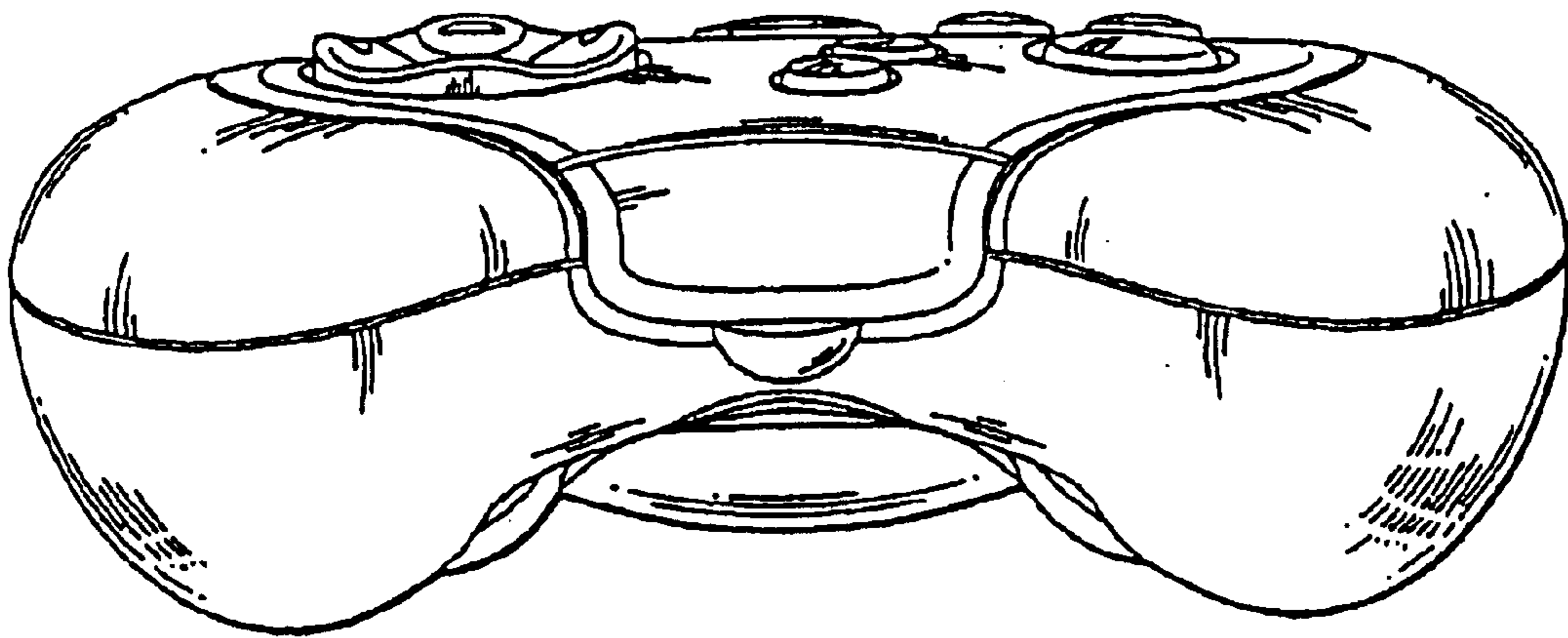


FIG. 4

FIG. 5

